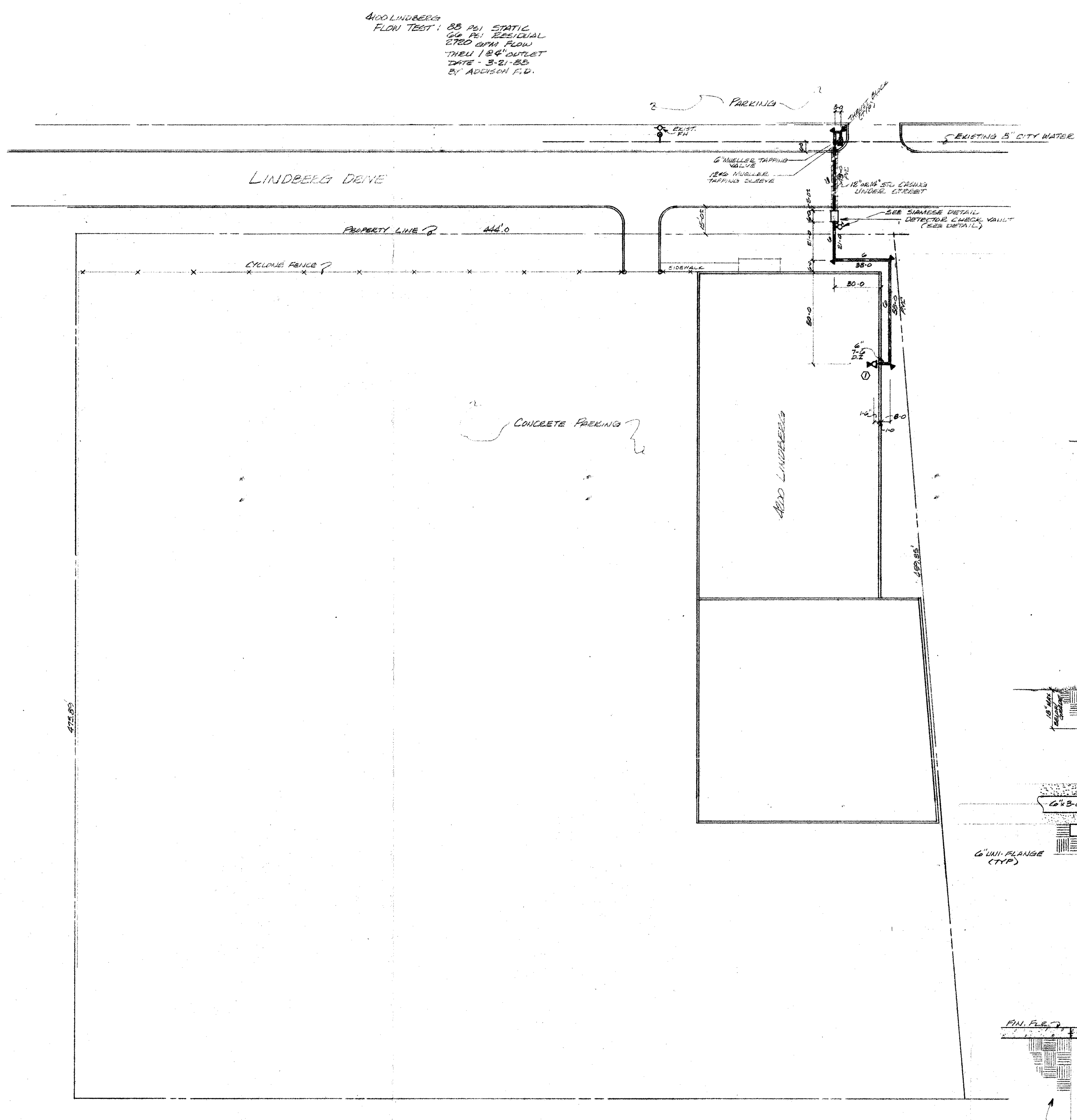

SITE PLAN
SCALE - 1" = 30'

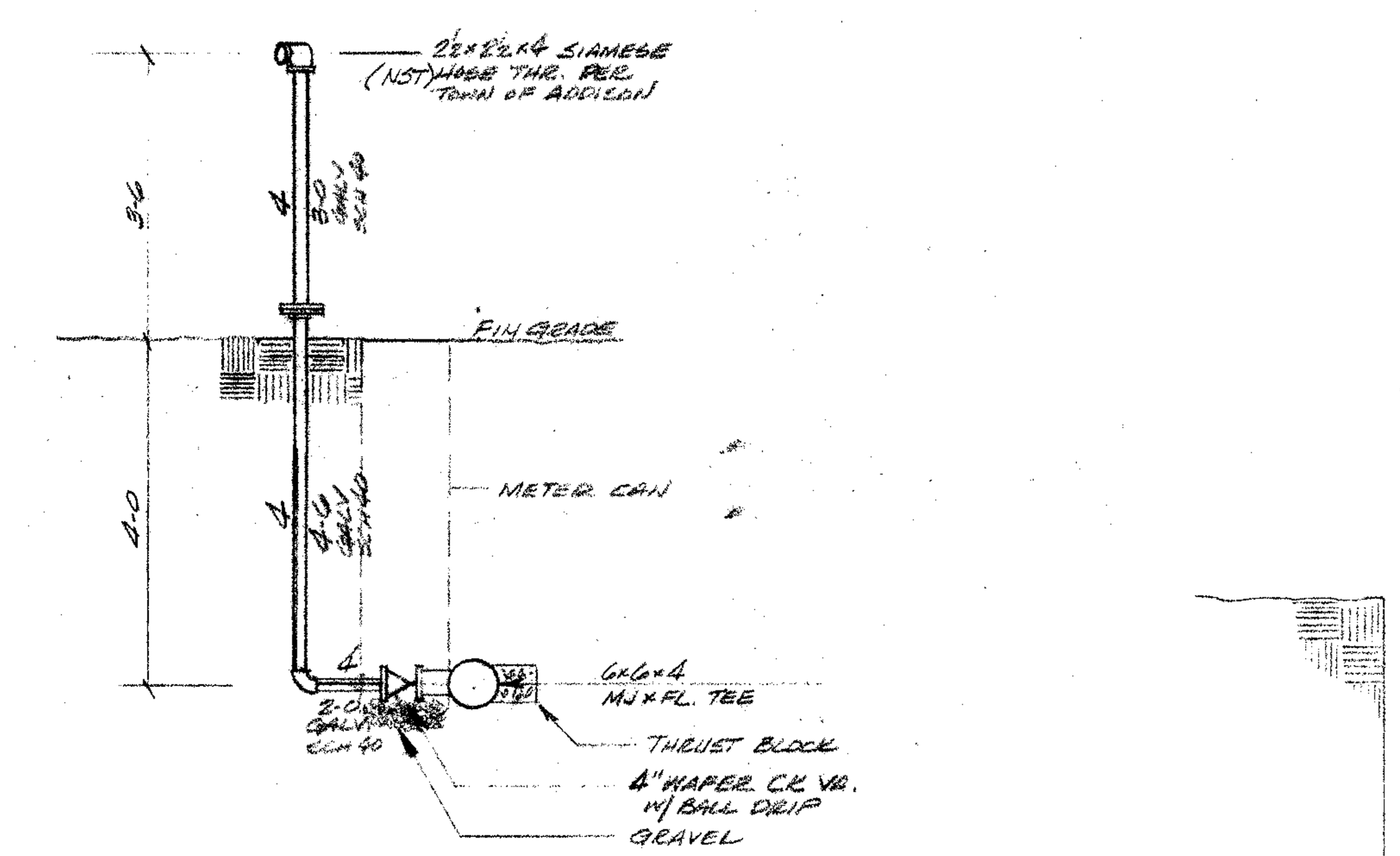

SIAMESE DETAIL

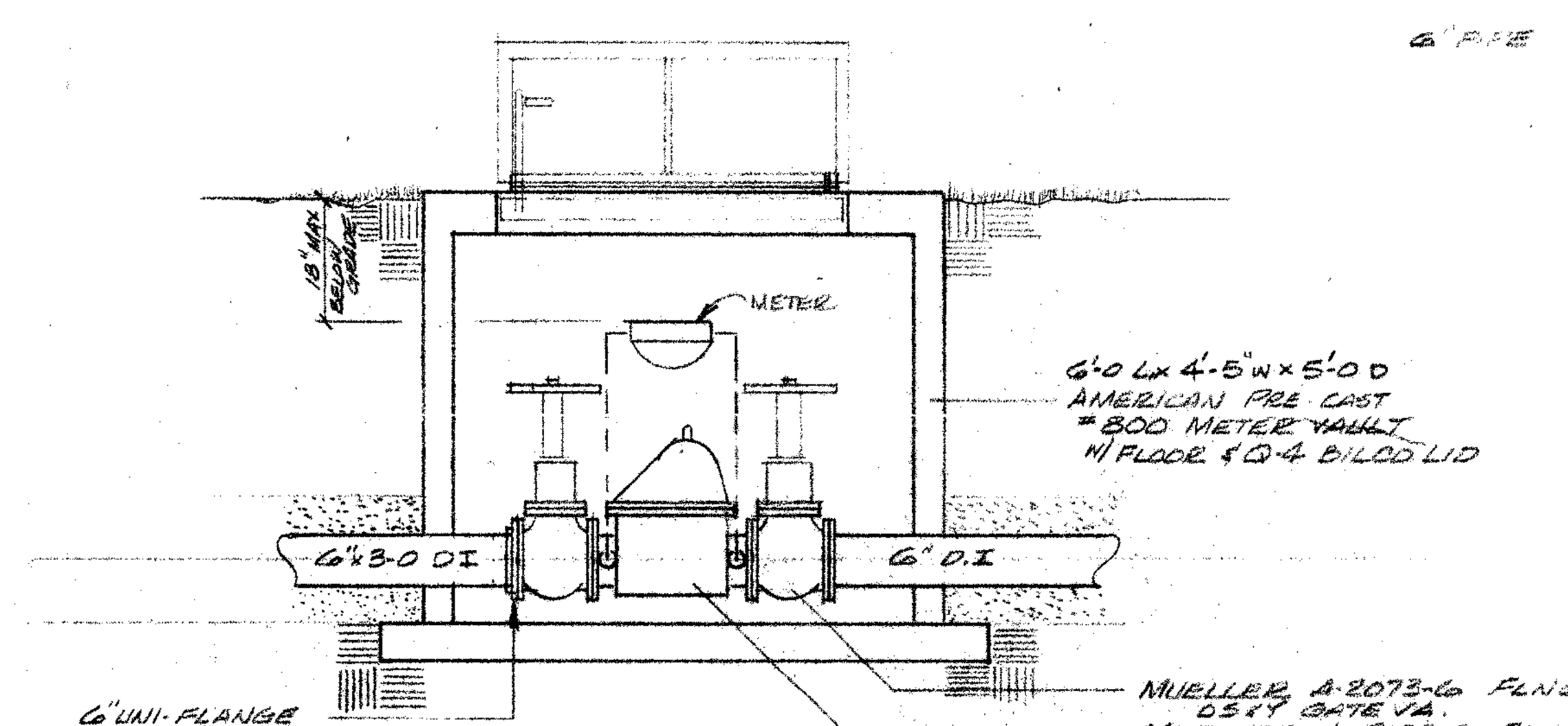

VAULT DETAIL

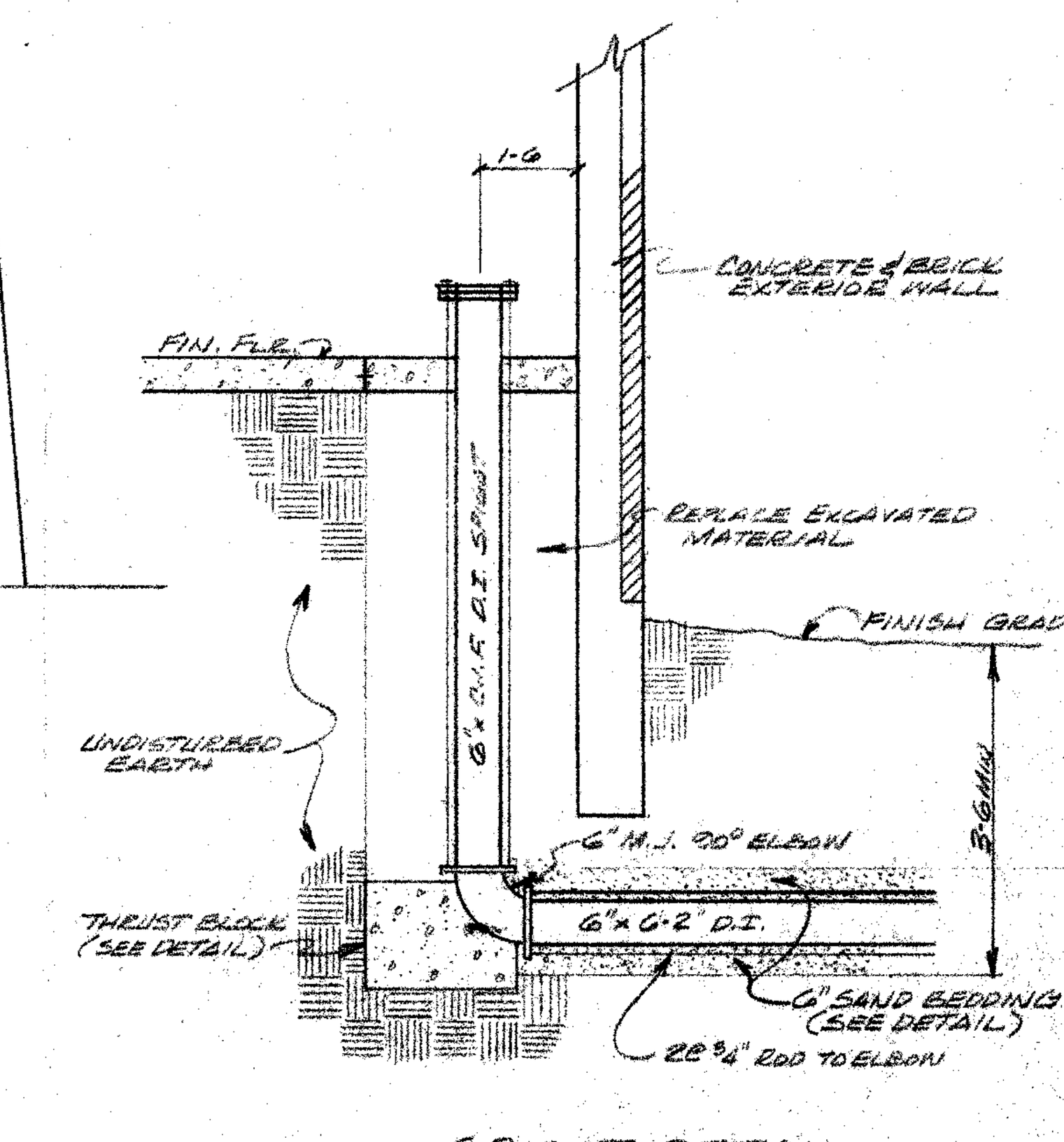

SPIGOT DETAIL
SCALE - 3/8" = 1-0

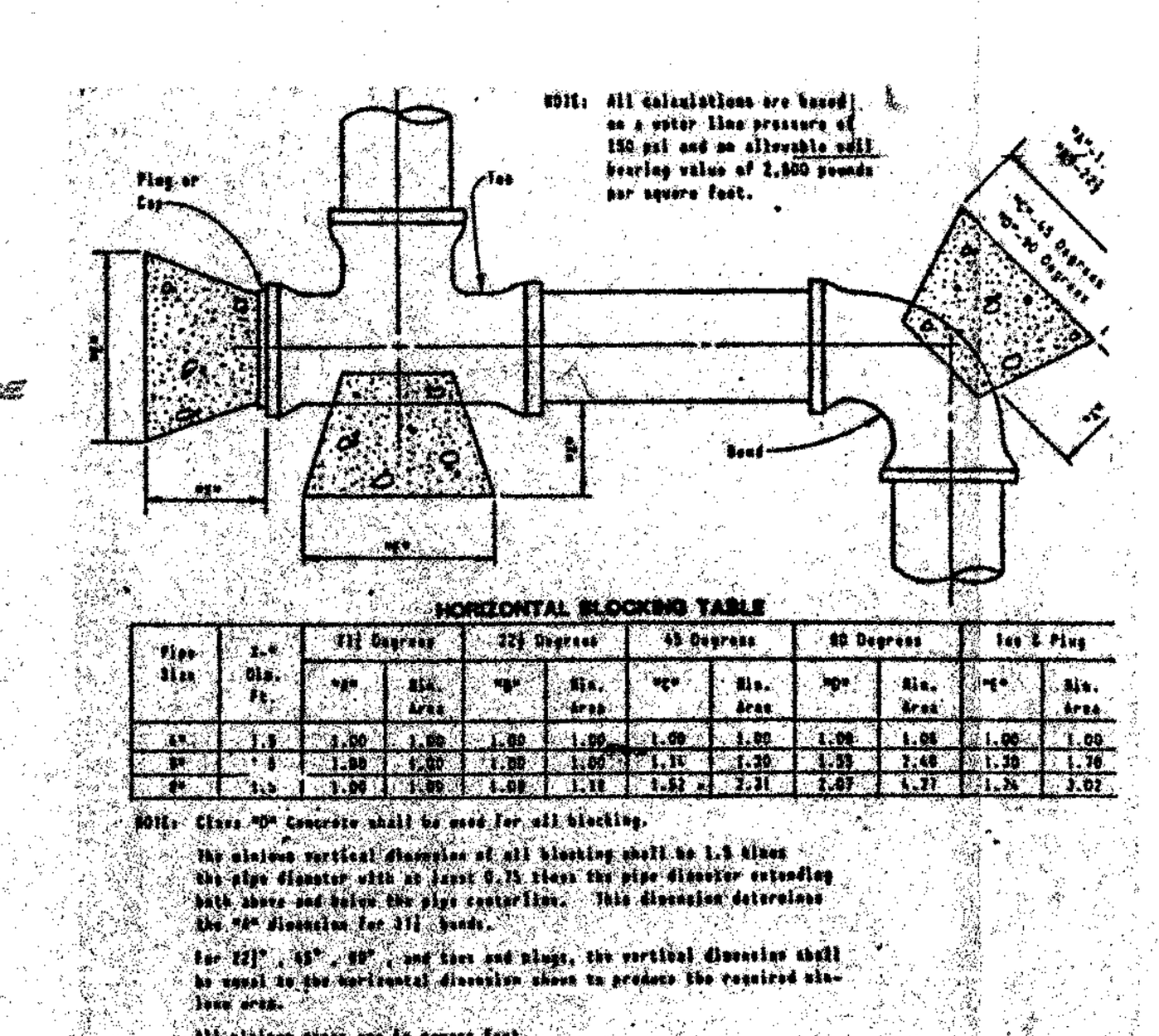

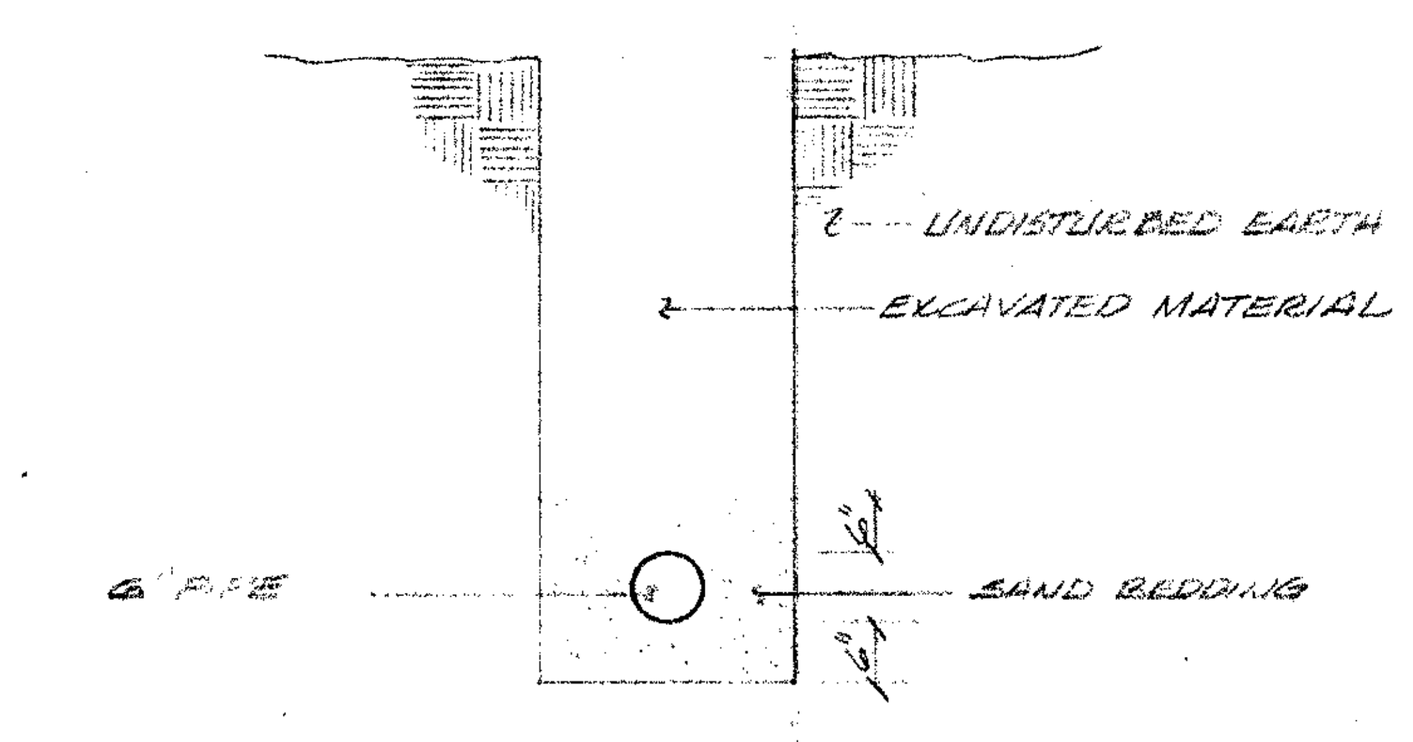

BEDDING DETAIL

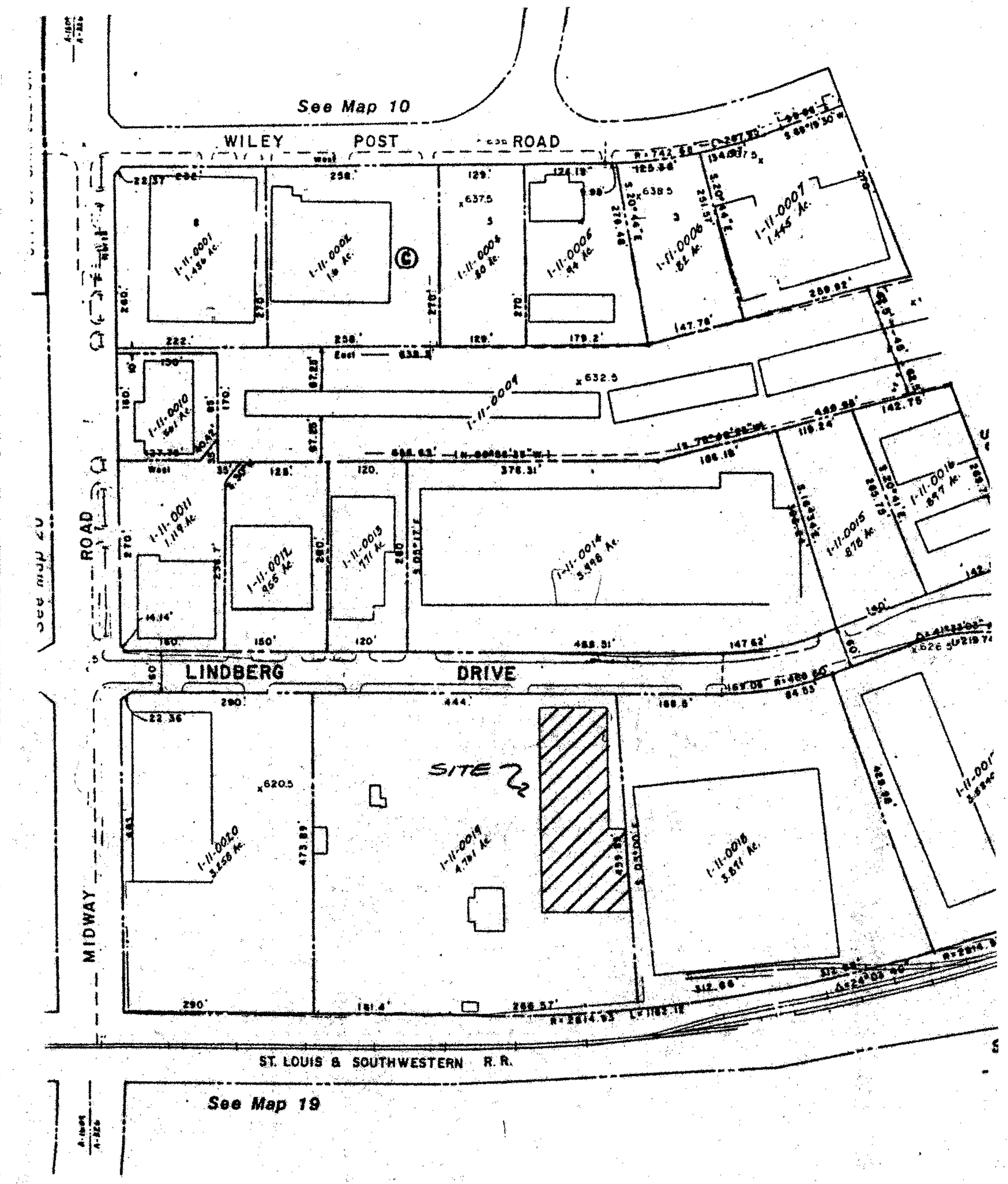

VICINITY MAP

UNDERGROUND NOTES

1. All design, materials, fabrication, and installation shall be in accordance with NFPA standards 13 and 24.
2. Piping noted "D.I." shall be class 51, ANSI/AWWA C150/A21.50 "Tyton Joint" ductile iron pipe, as manufactured by McWane Pipe Co. Piping noted "PVC" shall be AWWA C-900, Class 150 (DR 18), polyvinyl Chloride pipe as manufactured by Certainteed, or John Mansville " Blue Brute".
3. All underground fittings shall be UL Listed, standard ductile iron mechanical joint fittings, Class 250 meeting AWWA C110-71, C111-71 and ANSI A21.10,A21.11 as manufactured by Trinity Valley Iron and Steel Co.
4. All D.I. pipes and fittings shall be cleaned and poly-wrapped and rods, nuts and bolts shall be coated with asphaltic or bituminous corrosion resistant coating.
5. All underground fittings shall be properly restrained using concrete thrust blocks and/or rodding according to sizes and details prescribed by NFPA 24.
6. Tapping Valves shall be Mueller Mod # H-667 NRS with roadway box. Tapping sleeve shall be Mueller Mod # H-615.
7. Bedding and backfill material shall be free-draining sand, placed six (6) inches below pipe, on each side of pipe, and above pipe.
8. A No. 12 plastic coated copper wire shall be placed in the trench over water line. The wire will be tied to all valves and extend to six inches above grade along the outside of valve stacks.
9. Thrust blocks shall cure for no less than 24 hours before testing.
10. Underground piping shall be hydrostatically tested in accordance with NFPA 24 standards. Tests shall be witnessed by a representatives of the Town Of Addison Utilities Dept. and of the Owner.
11. After testing and backfill, the new piping shall be thoroughly flushed through an open pipe until the water is clear and free of debris. Flushing shall be witnessed by representatives of the Town of Addison and of the Owner.

HANGERS			
NO.		NO.	
1	C-CLAMP, ROD & RING	9	DROP-IN ANCHOR, EYE ROD & RING
2	TOP BEAM CLAMP, ROD & RING	10	DROP-IN ANCHOR, ROD & RING
3	J-HOOK, EYE SOCKET, ROD & RING	11	SPRING TOGGLE, ROD & RING
4	WASHER, NUT, ROD & RING	12	BASE PLATE, ROD & RING
5	LAG SCREW, EYE ROD & RING	13	U-HOOK
6	COACH SCREW ROD & RING	14	CLOSE CLIP
7	STUD, EYE ROD & RING	15	HOSE RACK HANGER
8	STUD, ROD COUPLING, ROD & RING	16	TRAPEZE BAR

ESCUTCHEONS			
TYPE	FINISH	N.P.T.	QUAN.

SPRINKLERS							
SYMBOL	DEGREE	FINISH	TYPE SPRINKLER	F.O.	ORIFICE	N.P.T.	QTY.

MK.	DATE	BY	REVISIONS
1	6-28-89	TG	AS BUILT

APPROVALS BY:
1. TOWN OF ADDISON
16801 WESTGROVE
ADDISON, TEXAS
2.

CONTRACT WITH OWNER
COMPANY: CECO CORPORATION
CONTACT: TERRY BROWN
ADDRESS: ONE TOWER LANE
CITY: OAK BROOK TERRACE, IL 60181
PHONE:
SHEET TITLE: PLOT PLAN & DETAILS

DATE: 5-28-89
SCALE: VARIES
JOB NO. 89130
SHEET 1 OF 2
DESIGNER: GOODWIN
PROJECT MGR: [signature]
RME-0182

CECO WAREHOUSE
4200 LINDBERG
ADDISON, TEXAS

FIRE POWER SYSTEMS, INC.
1164 RUGGLES DRIVE
SUITE B
GRAND PRAIRIE, TX 75050
METRO 214-647-8172
SCR 0172