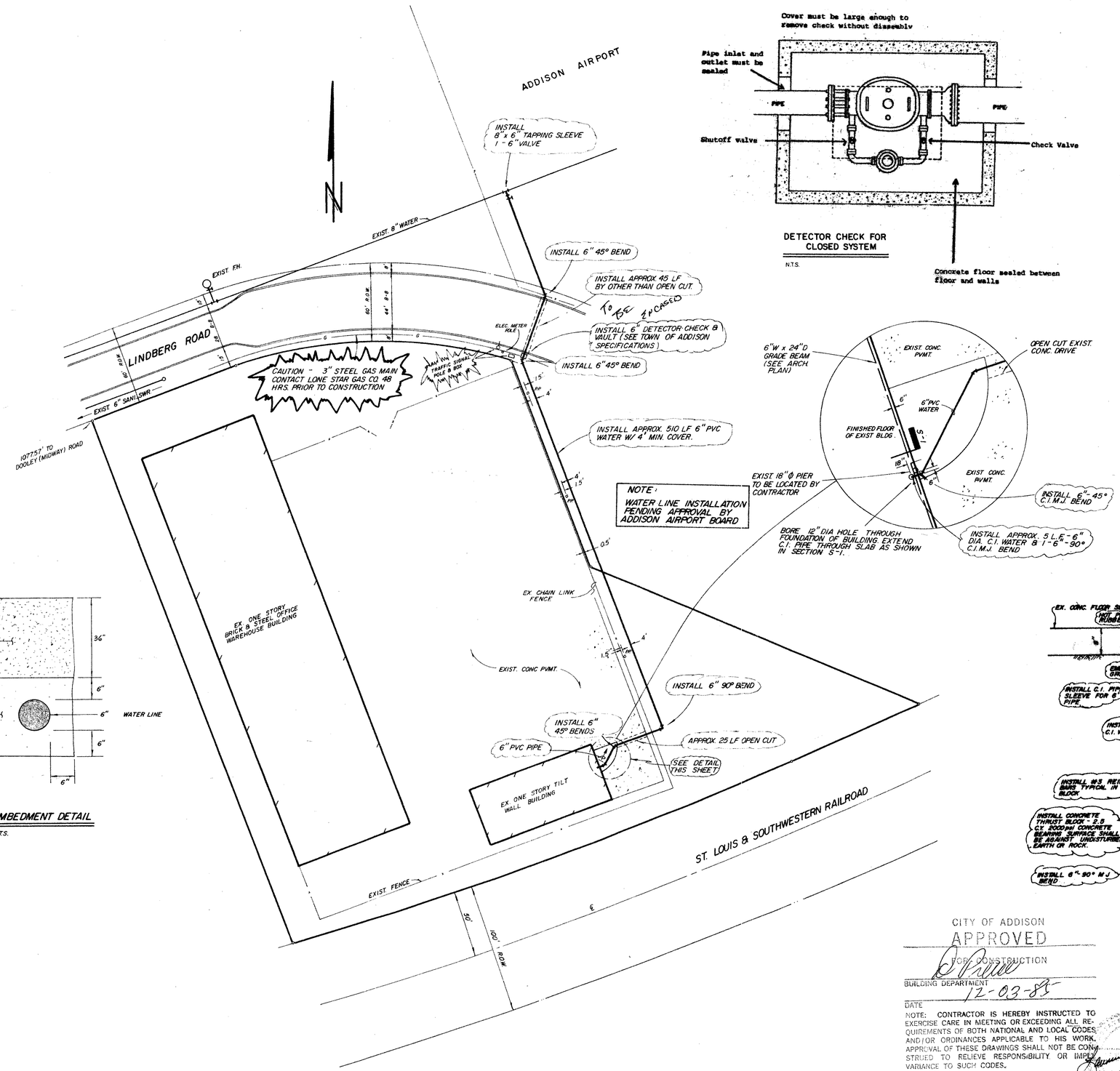

DETECTOR CHECK FOR CLOSED SYSTEM

N.T.S.

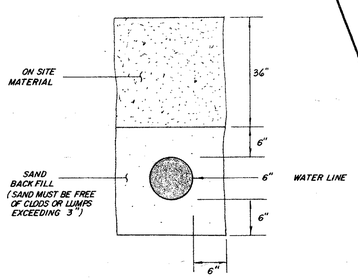

EMBEDMENT DETAIL

N.T.S.

GENERAL NOTES

1. ALL PUBLIC WATER MAINS SHALL BE PVC CLASS 150 SDR-18 WATER PIPE.
2. ALL PRIVATE WATER MAINS SHALL BE DUCTILE IRON CLASS 51 WATER PIPE WITH 8 MILL POLYETHYLENE WRAP ON PIPE AND FITTINGS WHERE SHOWN AND PVC PVC CLASS 150 SDR-18 WATER PIPE WHERE SHOWN (SEE PLAN, THIS SHEET).
3. ALL FITTINGS SHALL BE MECHANICAL JOINT OR RUBBER RING SLIP JOINT CAST IRON FITTINGS AS SHOWN. ALL CAST IRON FITTINGS SHALL BE POLYWRAPPED (8 MIL).
4. NO. 12 PLASTIC COATED COPPER WIRE SHALL BE PLACED IN THE TRENCH OVER ALL WATER LINES. THE WIRE SHALL BE TIED TO ALL VALVES AND ATTACHED DIRECTLY TO THE TOP OF PIPE AND EXTENDED TO SIX INCHES (6") ABOVE FINISHED GRADE ALONG THE OUTSIDE OF ALL VALVE STACKS.
5. ALL WATER LINE DITCHES SHALL BE TAMPED SO THAT COMPACTION MEETS A MINIMUM OF NINETY PERCENT (95%) STANDARD PROCTOR DENSITY.
6. THE CONTRACTOR SHALL BE REQUIRED TO FURNISH A MAINTENANCE BOND TO THE TOWN OF ADDISON TO EXTEND FOR ONE YEAR FROM THE DATE OF FINAL ACCEPTANCE OF THE SYSTEM BY THE CITY.
7. THE CONTRACTOR SHALL BE REQUIRED TO PROVIDE "AS-BUILT" PLANS TO THE ENGINEER SHOWING THE LOCATION OF WATER MAINS BY DISTANCE TO LOT LINES OR OTHER APPLICABLE POINTS OF REFERENCE.
8. WATER MAINS SHALL HAVE A MINIMUM COVER OF 42" OVER THE TOP OF THE PIPE.
9. VALVES SHALL BE MUELLER - 150 TEST OR APPROVED EQUAL AS PER CITY OF ADDISON SPECIFICATIONS.
10. ALL NUTS AND BOLTS USED WITH MECHANICAL JOINT FITTINGS SHALL BE "COR-TEN" STEEL OR CADMIUM PLATED STEEL.
11. ALL CONSTRUCTION SHALL BE IN ACCORDANCE WITH NCTCOG STANDARDS AND SPECIFICATION FOR PUBLIC WORKS CONSTRUCTION.
12. IT SHALL BE THE RESPONSIBILITY OF THE CONTRACTOR TO VERIFY THE LOCATION OF ALL EXISTING STREETS, UTILITIES AND PAVEMENT PRIOR TO COMMENCEMENT OF CONSTRUCTION.
13. THE DETECTOR CHECK SHALL BE INSTALLED IN A PIT WITH A CONCRETE FLOOR. THE METER SHALL BE OF ADEQUATE SIZE TO REMOVE THE METER WITHOUT HAVING TO DISASSEMBLE THE METER. THE DOORS TO THE PIT SHALL BE OF THE "BILCO" TYPE, BUT NOT NECESSARILY THAT BRAND.

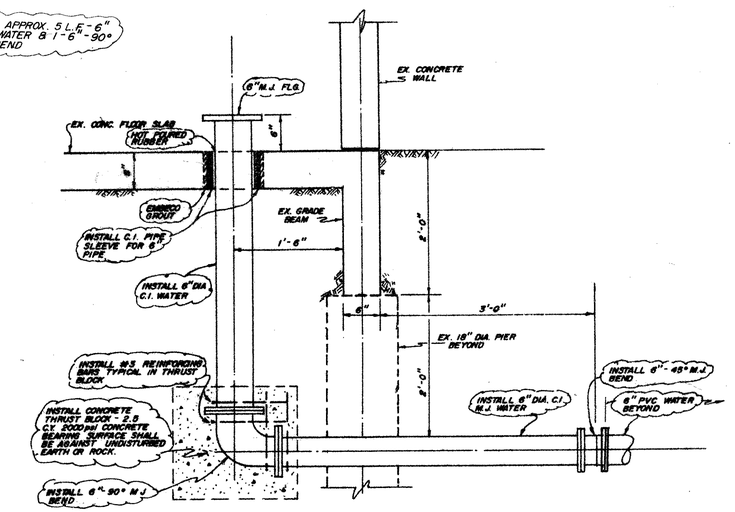

SECTION S-1

N.T.S.

CITY OF ADDISON
APPROVED
FOR CONSTRUCTION
BUILDING DEPARTMENT
12-03-85
DATE

NOTE: CONTRACTOR IS HEREBY INSTRUCTED TO EXERCISE CARE IN MEETING OR EXCEEDING ALL REQUIREMENTS OF BOTH NATIONAL AND LOCAL CODES AND/OR ORDINANCES APPLICABLE TO HIS WORK. APPROVAL OF THESE DRAWINGS SHALL NOT BE CONSTRUED TO RELIEVE RESPONSIBILITY OR IMPLY VARIANCE TO SUCH CODES.

12-2-85

11-27-85 - Width of Lindberg & 3" Gas Main
11-18-85 - Revised - Added General Notes
11-15-85 - Revised - Add Detector Check & Approval Note

6" WATER LINE INSTALLATION
W.O. BANKSTON, INC. BODY SHOP
TOWN OF ADDISON, TEXAS

LAWRENCE A. CATES & ASSOC. — CONSULTING ENGINEERS — DALLAS, TEXAS

DESIGN	DRAWN	DATE	SCALE	NOTES	FILE	NO.
L.A.C.	L.A.C.	11/85	1"=40'			

85074