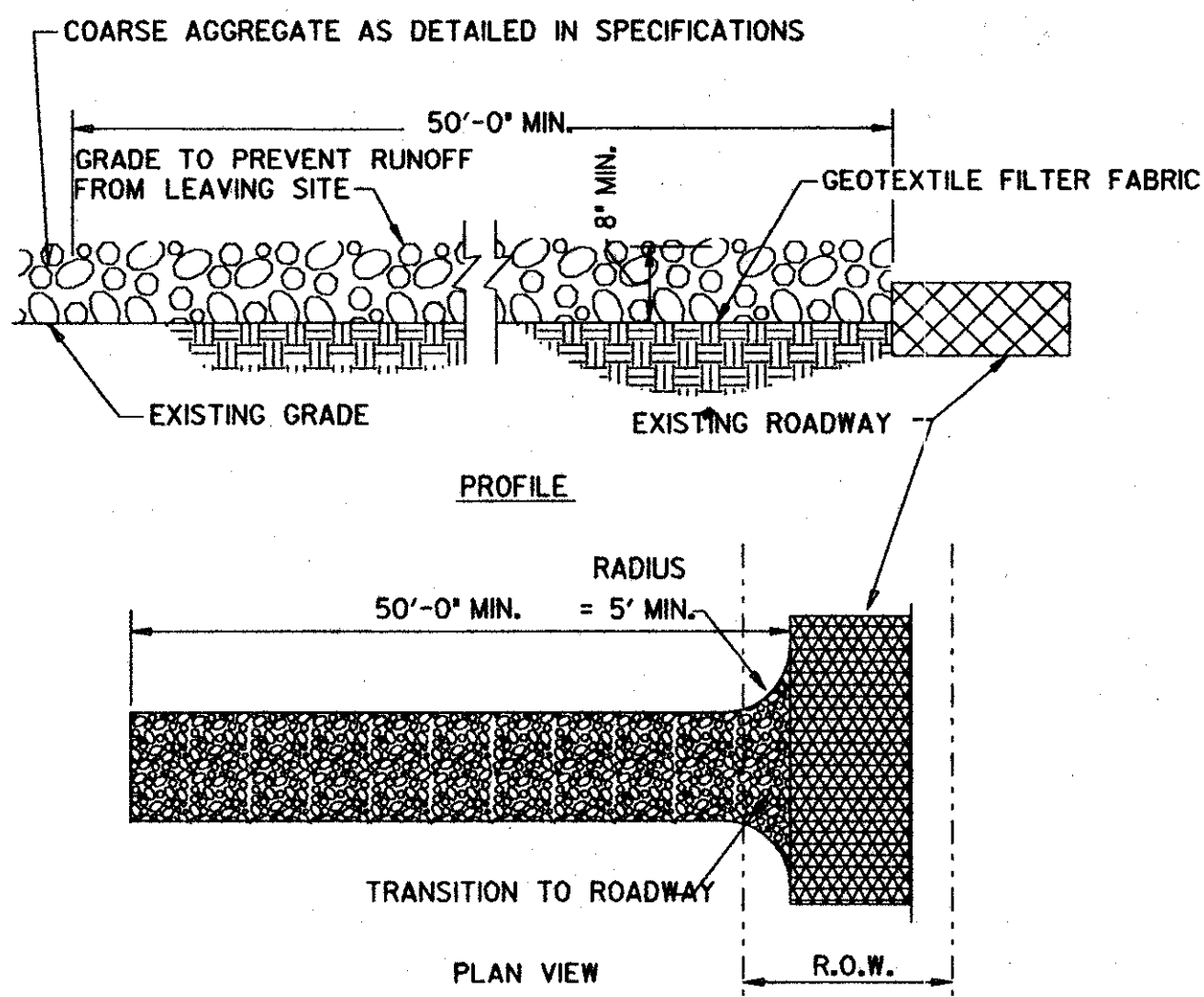


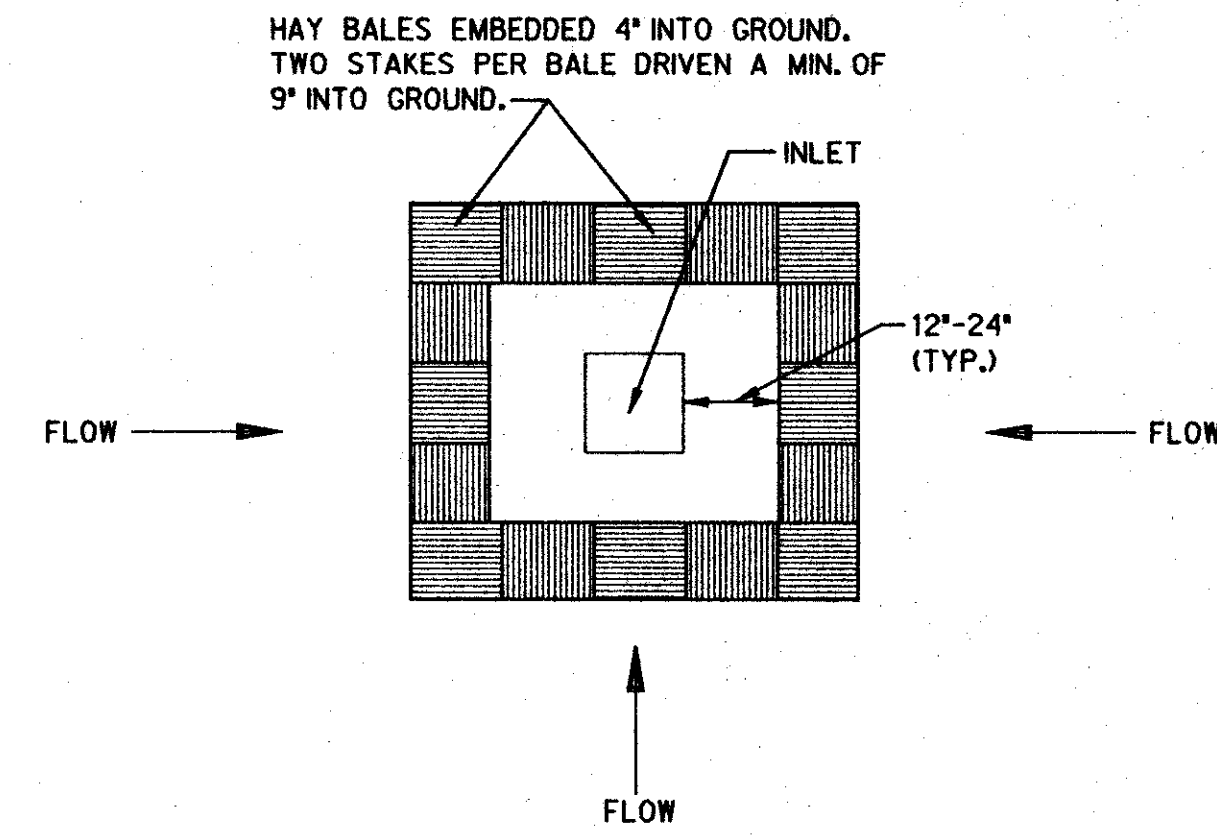
GENERAL NOTES:

- IT IS THE INTENT OF THE INFORMATION PROVIDED ON THIS SHEET AND WITHIN THE SPECIFICATIONS TO BE USED AS GENERAL GUIDELINES TO PRODUCE THE STORM WATER POLLUTION PREVENTION PLAN FOR THIS PROJECT TO ESTABLISH A MINIMUM BASIS OF COMPLIANCE WITH FEDERAL REGULATIONS. THE STORM WATER POLLUTION PREVENTION PLAN SHALL MEET THE REQUIREMENTS SET FORTH IN THE ENVIRONMENTAL PROTECTION AGENCY'S NPDES GENERAL PERMITS FOR STORM WATER DISCHARGES FROM CONSTRUCTION SITES PUBLISHED IN THE SEPTEMBER 9, 1992 FEDERAL REGISTER.
- THE STORM WATER POLLUTION PREVENTION PLAN SHOULD ADDRESS THREE GOALS:
DIVERSION OF UPSLOPE WATER AROUND DISTURBED AREAS OF THE SITE;
LIMIT THE EXPOSURE OF DISTURBED AREAS TO THE SHORTEST DURATION POSSIBLE; AND
REMOVAL OF SEDIMENT FROM STORM WATER BEFORE IT LEAVES THE SITE.
- THE CONTRACTOR SHALL MAKE THE STORM WATER POLLUTION PREVENTION PLAN (SWP3) AVAILABLE, UPON REQUEST, TO EPA.
- THE CONTRACTOR MUST AMEND THE SWP3 PLANS WHENEVER THERE IS A CHANGE IN DESIGN, CONSTRUCTION, OPERATION, OR MAINTENANCE ON THE SITE, OR WHEN THE EXISTING SWP3 PROVES INEFFECTIVE. MODIFICATIONS INCLUDING DESIGN AND ALL ADDITIONAL MATERIALS AND WORK SHALL BE ACCOMPLISHED BY THE CONTRACTOR AT NO ADDITIONAL EXPENSE TO THE OWNER.
- STABILIZATION MEASURES ARE TO BE INSPECTED AT A MINIMUM ONCE EVERY 7 DAYS AND WITHIN 24 HOURS AFTER ANY STORM EVENT GREATER THAN 0.5 INCHES. REPAIRS OF INADEQUACIES REVEALED BY THE INSPECTION MUST BE IMPLEMENTED WITHIN 7 CALENDAR DAYS FOLLOWING THE INSPECTION.
- AN INSPECTION REPORT THAT SUMMARIZES INSPECTION ACTIVITIES AND IMPLEMENTATION OF THE SWP3 SHALL BE RETAINED AND MADE PART OF THE SWP3.
- ALL CONTRACTORS AND SUBCONTRACTORS IDENTIFIED IN THE SWP3 MUST CERTIFY AS TO AN UNDERSTANDING OF THE NPDES GENERAL PERMIT BEFORE CONDUCTING ANY ACTIVITY IDENTIFIED IN THE SWP3.
- THE CONTRACTOR SHALL ADOPT APPROPRIATE CONSTRUCTION SITE MANAGEMENT PRACTICES TO PREVENT THE DISCHARGE OF OILS, GREASE, PAINTS, GASOLINE, AND OTHER POLLUTANTS TO STORM WATER. APPROPRIATE PRACTICES CAN INCLUDE:
DESIGNATING AREAS FOR EQUIPMENT MAINTENANCE AND REPAIR;
REGULAR COLLECTION OF WASTES;
CONVENIENTLY LOCATED WASTE RECEPTACLES; AND
DESIGNATING AND CONTROLLING EQUIPMENT WASHDOWN.
- THE CONTRACTOR SHALL AMEND OR MODIFY THE SWP3 AS REQUIRED BY CONSTRUCTION MEANS, METHODS AND SEQUENCE. MODIFICATIONS SHALL NOT BE BASIS FOR ADDITIONAL COST TO THE OWNER.
- AREAS OF CONSTRUCTION ELSEWHERE ON THE PROJECT SHALL CONFORM TO THE DETAILS SHOWN ON THE PLANS.
- BORROW AREAS, IF EXCAVATED, SHALL BE PROTECTED AND STABILIZED UTILIZING THE PLAN DETAILS AND SPECIFICATIONS. ALL WORK SHALL CONFORM TO GOVERNMENTAL REQUIREMENTS AND BECOME PART OF THE SWP3. THIS WORK SHALL BE DONE BY THE CONTRACTOR AT NO ADDITIONAL EXPENSE TO THE OWNER.
- ALL NON-PAVED AREAS SHALL BE MULCHED AND SEEDED WITH EROSION PROTECTION IMMEDIATELY UPON COMPLETION OF FINAL GRADING. THIS INCLUDES ALL DITCHES AND EMBANKMENTS. THE CONTRACTOR SHALL MAINTAIN FINAL GRADING AND KEEP SEEDED AREAS WATERED UNTIL FULLY ESTABLISHED AND ACCEPTED BY OWNER.
- THE CONTRACTOR SHALL CONSTRUCT A STABILIZED CONSTRUCTION EXIT AT ALL TRAFFIC EXIT POINTS PRIOR TO EXITING ONTO ANY PAVED ROADWAY. EXIT SHALL BE CONSTRUCTED AS DETAILED ON THIS SHEET AND IN SPECIFICATIONS.
- THE CONTRACTOR SHALL CONSTRUCT A SILT FENCE AT ALL LOCATIONS SHOWN ON PLANS AND ALL BORROW AND STOCK PILE AREAS. THE SILT FENCE SHALL BE CONSTRUCTED AS DETAILED ON THIS PLAN & IN SPECIFICATIONS.
- THE CONTRACTOR SHALL DESIGNATE MATERIAL AND EQUIPMENT STORAGE AREAS MUTUALLY AGREED TO BY OWNER. THE STORAGE AREAS SHALL BE GRADED FOR POSITIVE DRAINAGE AND THE SURFACE STABILIZED WITH A MINIMUM OF 2 INCHES OF COMPACTED FLEX BASE ON 6 INCHES OF SCARIFIED AND RECOMPACTED SUBGRADE. A SILT FENCE SHALL BE INSTALLED AROUND THE STORAGE AREAS TO PREVENT EROSION FROM LEAVING THE SITE.
- THE CONTRACTOR SHALL CONSTRUCT A CONSTRUCTION STAGING AND FIELD OFFICE ENTRANCE ROAD AT A LOCATION MUTUALLY AGREED TO BY OWNER. THE ENTRANCE ROAD SHALL BE STABILIZED WITH A MINIMUM OF 2 INCHES OF COMPACTED FLEX BASE ON 6 INCHES OF SCARIFIED AND RECOMPACTED SUBGRADE.
- ALL INLETS (ONSITE AND OFFSITE) RECEIVING DRAINAGE WATER FROM DISTURBED AREAS SHALL BE PROTECTED WITH A SILT FENCE OR HAY BALE DIKE TO PREVENT EROSION FROM BEING TRANSPORTED INTO INLETS.



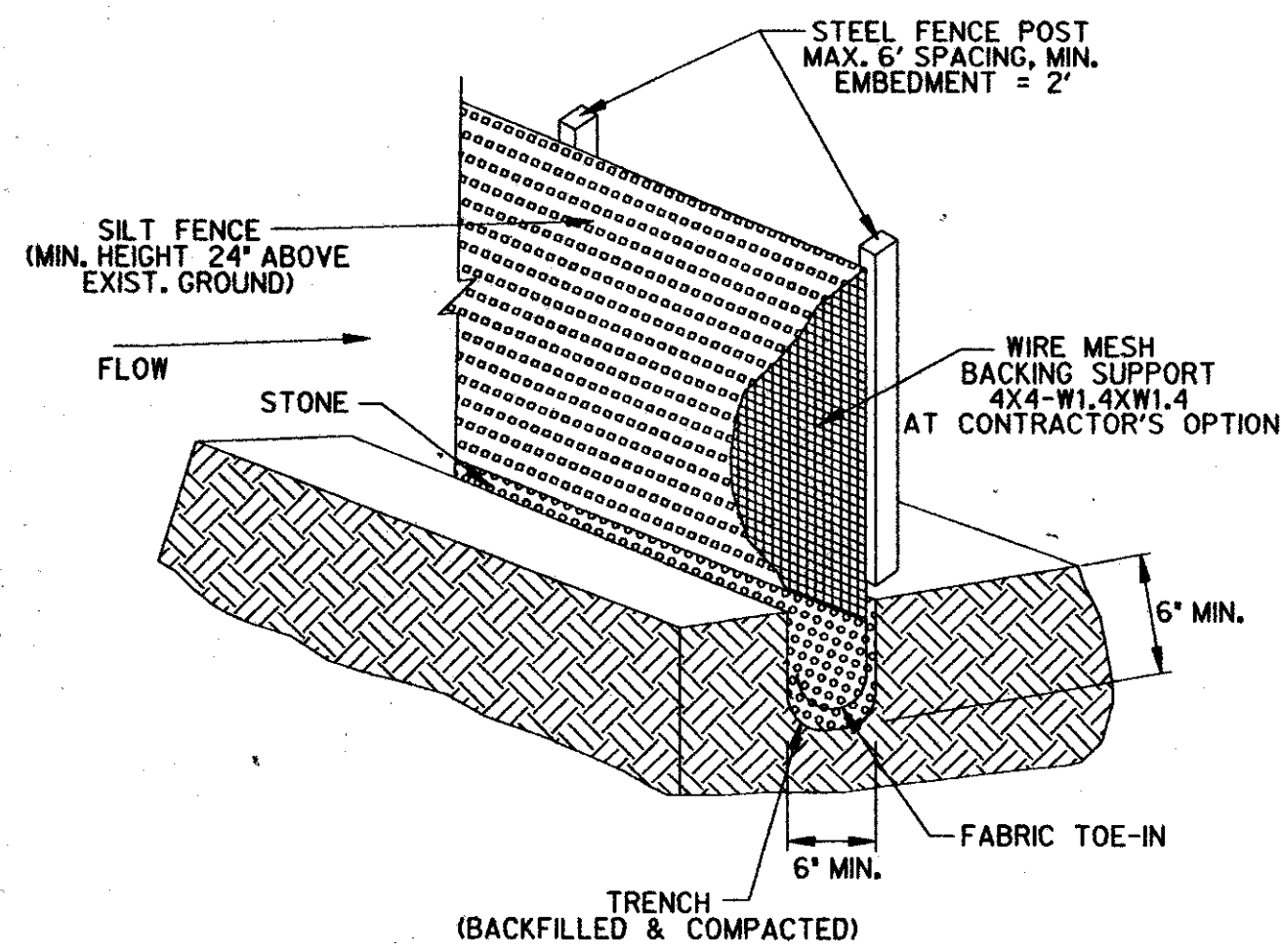
STABILIZED CONSTRUCTION EXIT
N.T.S.

NOTE: CONSTRUCTION ENTRANCE/EXIT TO BE REMOVED WHEN SITE IS COMPLETELY STABILIZED SO AS NOT TO BLOCK OR IMPEDE STORM FLOW OR DRAINAGE.



INLET PROTECTION
N.T.S.

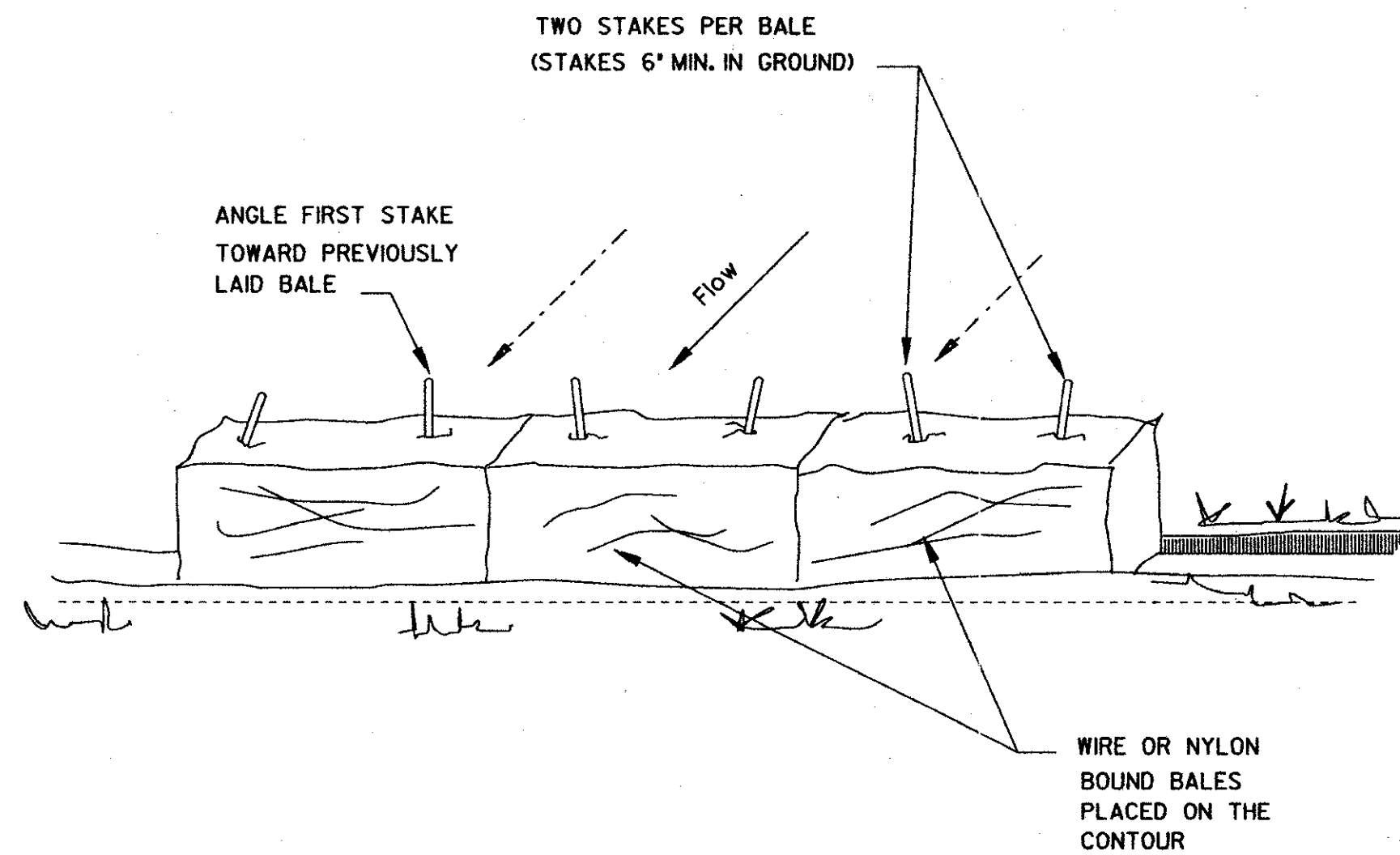
NOTE: INLET PROTECTION TO BE REMOVED WHEN SITE IS COMPLETELY STABILIZED SO AS NOT TO BLOCK OR IMPEDE STORM FLOW OR DRAINAGE.



NOTES:

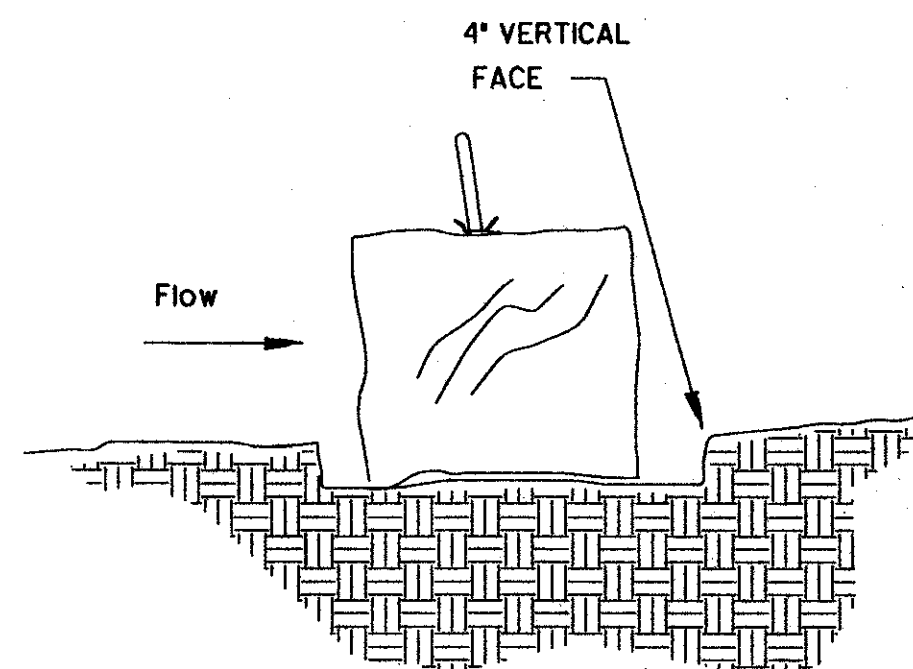
- STEEL POSTS WHICH SUPPORT THE SILT FENCE SHALL BE INSTALLED WITH A SLIGHT ANGLE TOWARD THE ANTICIPATED RUNOFF SOURCE. POST MUST BE EMBEDDED A MINIMUM OF TWO (2) FEET.
- THE TOE OF THE SILT FENCE SHALL BE TRENCHED IN WITH A SPADE OR MECHANICAL TRENCHER, SO THAT THE DOWNSLOPE FACE OF THE TRENCH IS FLAT AND PERPENDICULAR TO THE LINE OF FLOW. WHERE FENCE CANNOT BE TRENCHED IN (E.G. PAVEMENT), WEIGHT FABRIC FLAP WITH WASHED GRAVEL ON UPHILL SIDE TO PREVENT FLOW UNDER FENCE.
- THE TRENCH MUST BE A MINIMUM OF 6 INCHES DEEP AND 6 INCHES WIDE TO ALLOW FOR THE SILT FENCE FABRIC TO BE LAID IN THE GROUND AND BACKFILLED WITH COMPACTED MATERIAL.
- SILT FENCE SHOULD BE SECURELY FASTENED TO EACH STEEL SUPPORT POST OR TO WOVEN WIRE, WHICH IN TURN ATTACHED TO THE STEEL FENCE POST. THERE SHALL BE A 6 INCH DOUBLE OVERLAP, SECURELY FASTENED WHERE ENDS OF FABRIC MEET.
- SILT FENCE SHALL BE REMOVED WHEN THE SITE IS COMPLETELY STABILIZED SO AS NOT TO BLOCK OR IMPEDE STORM FLOW OR DRAINAGE.
- ACCUMULATED SILT SHALL BE REMOVED WHEN IT REACHES A DEPTH OF 6 INCHES. THE SILT SHALL BE DISPOSED OF ONSITE IN AN APPROVED LOCATION AND IN SUCH A MANNER AS TO NOT CONTRIBUTE TO ADDITIONAL SILTATION.

SILT FENCE DETAIL
N.T.S.




ANCHORING DETAIL FOR HAY BALE DIKE
N.T.S.

NOTE: HAY BALE DIKE TO BE REMOVED WHEN SITE IS COMPLETELY STABILIZED SO AS NOT TO BLOCK OR IMPEDE STORM FLOW OR DRAINAGE.



NOTE:

- THE PLAN SHALL BE IMPLEMENTED, MAINTAINED AND REGULARLY INSPECTED BY CONTRACTOR.
- THE CONTRACTOR IS RESPONSIBLE FOR SUBMITTING, FOR HIMSELF AND THE OWNER, THE E.P.A. NOTICE OF INTENT (NOI) FORM.



AS BUILT DRAWINGS BASED ON INFORMATION PROVIDED BY THE CONTRACTOR

7/28/99

EROSION CONTROL PLAN						
ENGLISHMAN'S ANTIQUES						
PRITCHARD ASSOCIATES						
ADDISON, TEXAS						
Half Associates ENGINEERS • ARCHITECTS • SCIENTISTS • PLANNERS • SURVEYORS						
DESIGN	DRAWN	DATE	SCALE	NOTES	FILE	NO.
R.M.	CADD	JUNE 1998	1" = 20'	749a-02.dwg 16749		ER-2