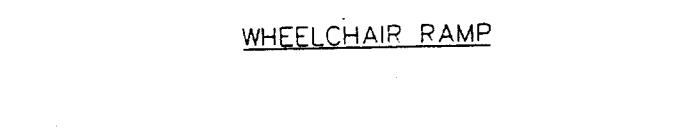
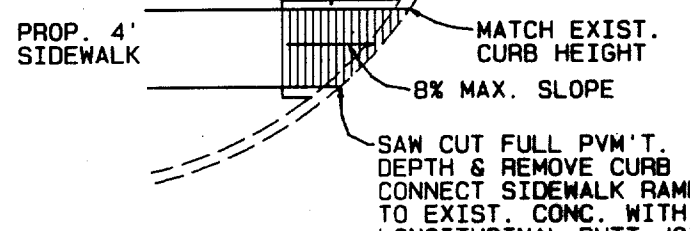


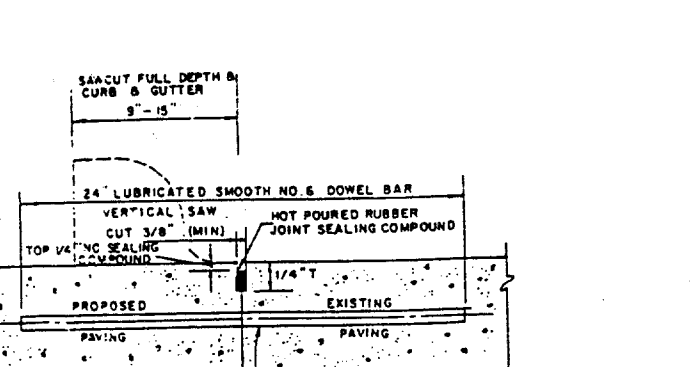
NOTES:
 1. ALL CURB SHALL BE 12" HIGH, 6" WIDE & 12" DEEP (ON ONE SIDE) THROUGH EXPANSION JOINTS.
 2. CURB SHALL HAVE A HEAVY BRUSH FINISH WITH GROOVES ALIGNED PERPENDICULAR TO THE DIRECTION OF TRAVEL.
 3. ALL RAMPED CURBS SHALL COMPLY WITH THE LATEST REQUIREMENTS OF THE ARCHITECTURAL BARRIERS ACT.
 4. CONCRETE FOR RAMPED CURBS SHALL BE CLASS A.
 5. CONCRETE FOR RAMPED CURBS SHALL BE CLASS A.
 6. RAMPED CURBS SHALL BE ACCEPTABLE. THE RED CONCRETE STAIN BY TALSAR OF 1/2" MAX PER 1/2" TO CONCRETE STAIN BY TALSAR. THE STAIN SHALL BE APPLIED PER MANUFACTURER'S SPECIFICATIONS.



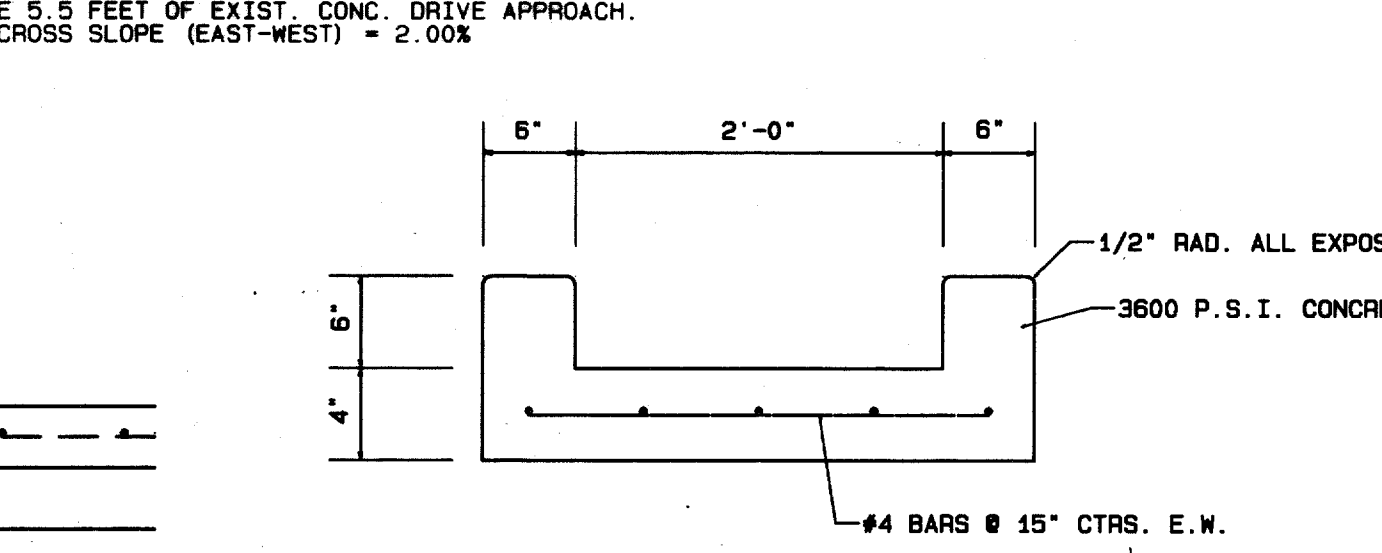
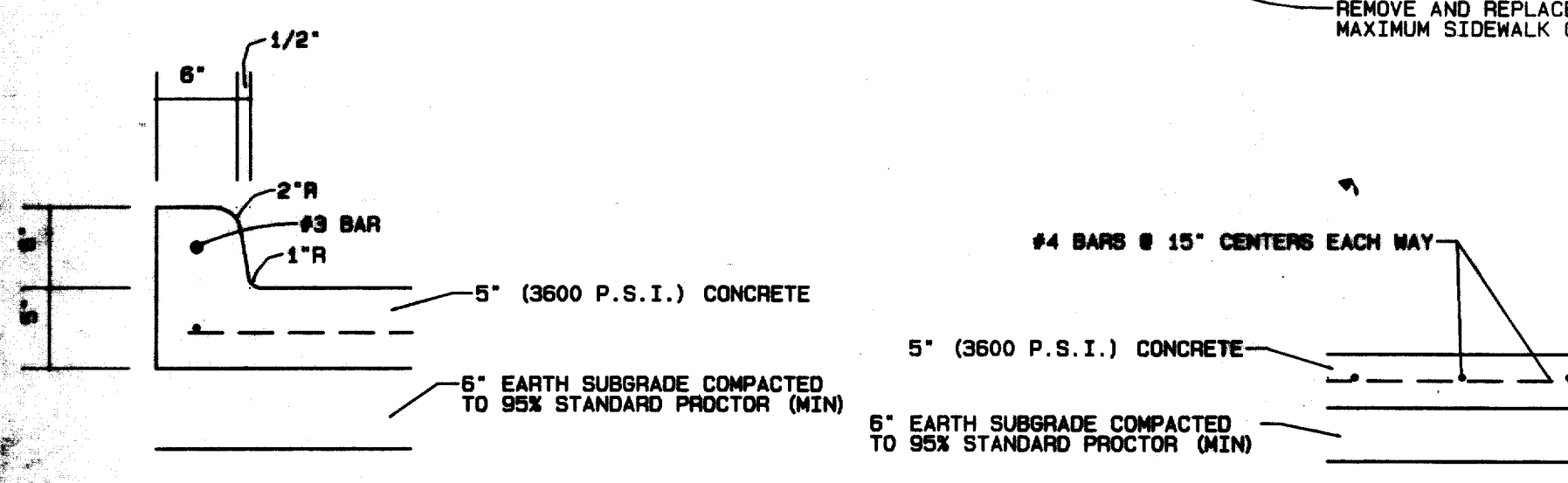
CONST. 6" WIDE CURB BOTH SIDES OF RAMP
 MATCH S.W. HEIGHT
 PROP. 4" SIDEWALK
 MATCH EXIST. CURB HEIGHT
 8% MAX. SLOPE
 SAW CUT FULL P.V.M.T. DEPTH & REMOVE CURB. CONNECT SIDEWALK RAMP TO EXIST. CONC. WITH LONGITUDINAL BUTT JOINT.



SIDEWALK RAMP
 N.T.S.




NOTES:
 1. PAVEMENT THICKNESS
 2. 1/2" SANDWICH PANEL MAY BE USED UP TO 3" THICK AND 1" JOINT SPACING
 3. JOINT SPACING
 4. JOINT SPACING
 5. JOINT SPACING
 6. JOINT SPACING
 7. JOINT SPACING
 8. JOINT SPACING
 9. JOINT SPACING
 10. JOINT SPACING
 11. JOINT SPACING
 12. JOINT SPACING
 13. JOINT SPACING
 14. JOINT SPACING
 15. JOINT SPACING
 16. JOINT SPACING
 17. JOINT SPACING
 18. JOINT SPACING
 19. JOINT SPACING
 20. JOINT SPACING
 21. JOINT SPACING
 22. JOINT SPACING
 23. JOINT SPACING
 24. JOINT SPACING
 25. JOINT SPACING
 26. JOINT SPACING
 27. JOINT SPACING
 28. JOINT SPACING
 29. JOINT SPACING
 30. JOINT SPACING
 31. JOINT SPACING
 32. JOINT SPACING
 33. JOINT SPACING
 34. JOINT SPACING
 35. JOINT SPACING
 36. JOINT SPACING
 37. JOINT SPACING
 38. JOINT SPACING
 39. JOINT SPACING
 40. JOINT SPACING
 41. JOINT SPACING
 42. JOINT SPACING
 43. JOINT SPACING
 44. JOINT SPACING
 45. JOINT SPACING
 46. JOINT SPACING
 47. JOINT SPACING
 48. JOINT SPACING
 49. JOINT SPACING
 50. JOINT SPACING
 51. JOINT SPACING
 52. JOINT SPACING
 53. JOINT SPACING
 54. JOINT SPACING
 55. JOINT SPACING
 56. JOINT SPACING
 57. JOINT SPACING
 58. JOINT SPACING
 59. JOINT SPACING
 60. JOINT SPACING
 61. JOINT SPACING
 62. JOINT SPACING
 63. JOINT SPACING
 64. JOINT SPACING
 65. JOINT SPACING
 66. JOINT SPACING
 67. JOINT SPACING
 68. JOINT SPACING
 69. JOINT SPACING
 70. JOINT SPACING
 71. JOINT SPACING
 72. JOINT SPACING
 73. JOINT SPACING
 74. JOINT SPACING
 75. JOINT SPACING
 76. JOINT SPACING
 77. JOINT SPACING
 78. JOINT SPACING
 79. JOINT SPACING
 80. JOINT SPACING
 81. JOINT SPACING
 82. JOINT SPACING
 83. JOINT SPACING
 84. JOINT SPACING
 85. JOINT SPACING
 86. JOINT SPACING
 87. JOINT SPACING
 88. JOINT SPACING
 89. JOINT SPACING
 90. JOINT SPACING
 91. JOINT SPACING
 92. JOINT SPACING
 93. JOINT SPACING
 94. JOINT SPACING
 95. JOINT SPACING
 96. JOINT SPACING
 97. JOINT SPACING
 98. JOINT SPACING
 99. JOINT SPACING
 100. JOINT SPACING



NOTE:
 1. A TOUCH PAD FOR THE 4" DOUBLE CHECK DETECTOR ASSEMBLY SHALL BE MOUNTED ON THE EXTERIOR OF THE BUILDING AND SHALL BE ACCESSIBLE AT ALL TIMES.

RECORD DRAWINGS
 These record drawings have been prepared using information provided by the Construction Contractor and/or Owner. The signature below only signifies that the plans have been revised in accordance with the information provided and does not guarantee that these plans accurately show every detail of the constructed project.



REVISED 01/18/07, COMBINED SAN. SEWER SERV. & SAND TRAP SERV
 REVISED 01/18/07, ADJUSTED FINAL GRADES
 REVISED 01/06/07 PER CITY COMMENTS DATED 01/04/07
 REVISED 12/29/06 PER CITY COMMENTS DATED 12/20/06

SITE PLAN
LOT 12, BLOCK B, ADDISON
AIRPORT INDUSTRIAL DISTRICT
ENTERPRISE RENT-A-CAR
15500 MIDWAY ROAD
ADDISON, TEXAS
AMC BUILDING COMPANY
4040 VERNON WAY
KELLER, TEXAS 76248
TEL. : 817.296.2895, FAX. : 817.741.7822

KMT, INC., RICHARD W. BURNS, P.E.
 P. O. BOX 1775
 KELLER, TEXAS 76244
 TEL. : 817.431.3785
 FAX. : 817.431.8272

REVISED : 01/18/07
 REVISED : 01/06/07
 REVISED : 12/29/06
 PREPARED : 11/27/06