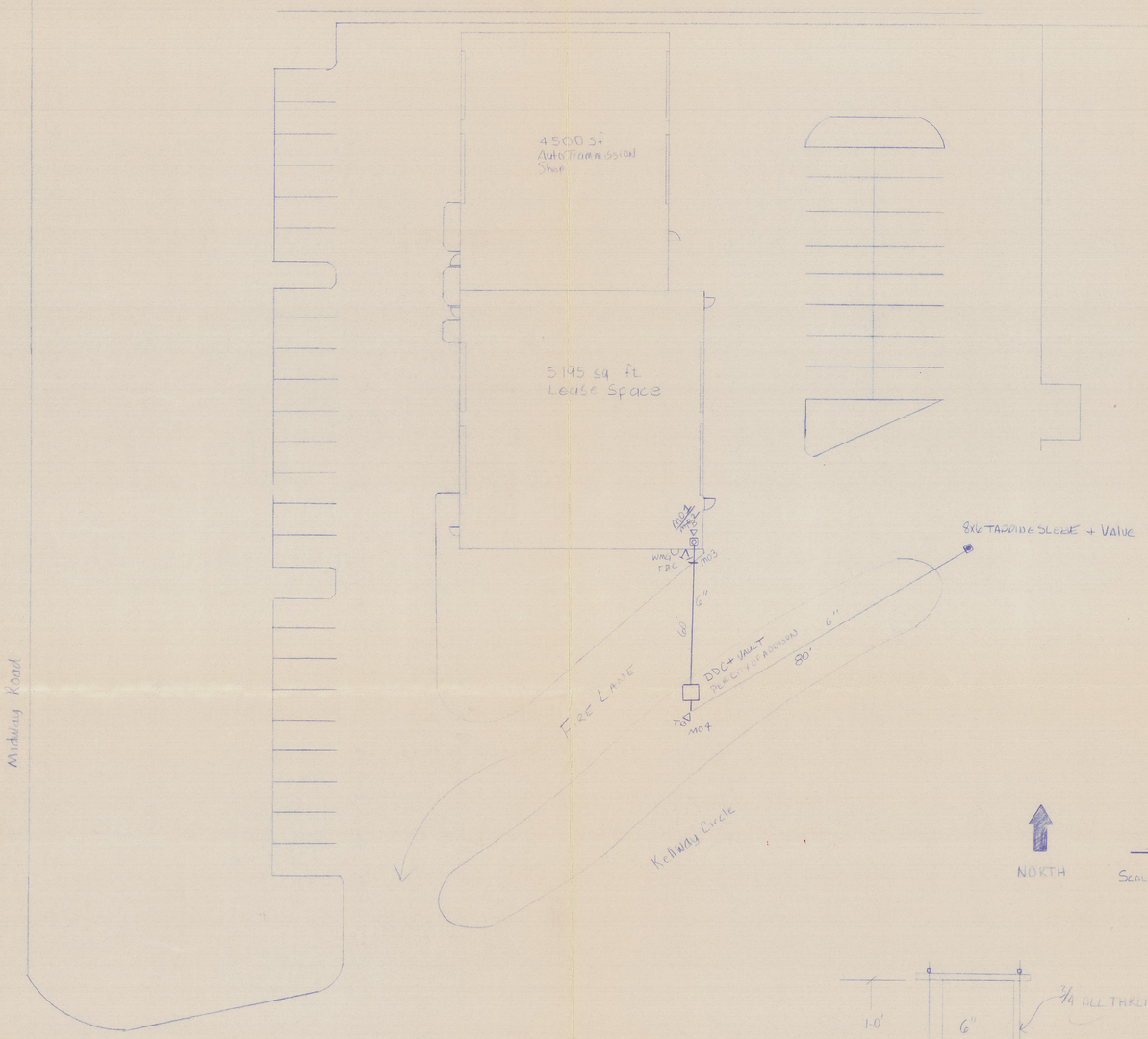

Thrust Block 90°

$T = \frac{5288 \times 42}{100} = 2220.9$

A $\frac{T}{Sb} = \frac{2220.9}{6000} = .60\ Ft^2$

Height = .60 Ft

Width = 1.20 Ft

Flow Test
Static 72
Residual 42
Flow 2095

Date Aug 96
8" Main

RECORD OF WORK
AS-BUILT

GOLDEN TRIANGLE
FIRE PROTECTION, INC.
SCR #0273
ELWIN E. WISDOM
RME # 0420

GENERAL NOTES

1. System to be designed and installed in accordance with NFPA 13.
2. All material and equipment installed in system shall be U.L. listed.
3. All threaded fittings are to be cast iron-cast 125.
4. All piping 2 1/2" & larger shall be schedule 10 (unless noted otherwise), joined with roll groove and groove fittings.
5. All piping 2" and smaller shall be schedule 40.
6. All piping is black steel and meets specifications set forth by ATSM as required by NFPA 13, Table 3-1.1.1.
7. All hangers and components shall be ferrous.
8. All hangers and components shall be U.L. listed and shall conform to all requirements set forth by NFPA 13, section 3-10.
9. All electrical installations are to be performed by others.
10. See title block for system design data, flow test data and occupation classification.

NORTH

SITE PLAN

Scale 1" = 20'

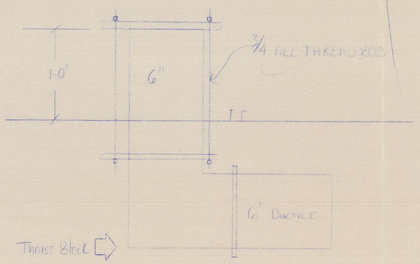

SPIGOT DETAIL PER
NFPA 24
NO SCALE

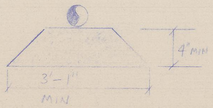

NOTE:

Fire Underground Installed Per NFPA 24
AND City of Addison Specifications

WALL THICKNESS OF THIN WALL PIPE	REVIEWING AGENCY	SYSTEM		GENERAL NOTES	
1" thru 2" = .109		WET ☑			CONTROL ELEVATION
2½" thru 4" = .120		DRY ☐			
5" and 6" = .134	OWNER OCCUPANT	DELUGE ☐	BTOS		BELOW TOP OF STEEL
8" and 10" = .165	THE HOH COMPANY	PREACTION ☐	AFF		ABOVE FINISHED FLOOR
	8235 Douglas Ave	FOAM ☐			CONTROL DIMENSIONS
	DALLAS TX 75225	COMBINATION ☐		SPRINKLER PIPING DIMENSIONS SHOWN ARE TO	
		☐			
		☐			

STANDARD SYMBOLS	DESIGN CRITERIA	SPRINKLER HEADS					
UPRIGHT	OCCUPANCY:	SYMBOL	TYPE	OR	K	TEMP.	QUAN
	HAZARD:						
PENDANT	CLASS:						
UPRIGHT ON 1" SPRIG UP	DENSITY:						
PENDANT ON 1" DROP	CALCULATED AREA:						
SPRINKLER GUARD	AREA PER SPRINKLER:						
SIDEWALL SPRINKLERS	STORAGE HEIGHT:						
VALVE GENERAL	NOTES:	TOTAL HEADS THIS SHEET					
FLGD CHECK VALVE		TOTAL HEADS FOR PROJECT					
WAFER CHECK VALVE	GOLDEN TRIANGLE FIRE PROTECTION, INC. P.O. Box 30836 Carrollton, Texas 75006 Metro 214-434-1988	PROJECT: EAGLE TRANSMISSIONS 16230 MIDWAY RD ADDISON TEXAS					
SPRINKLER RISER		JOB NO:	DESIGNER	SYS. NO. 1			
		DATE: 6-12-97	SN	SHEET NUMBER 1 of 2			
		SCALE: NO					

B-8-11

poor quality

FIRE SERVICE
16230 MIDWAY
EAGLE TRANSMISSION