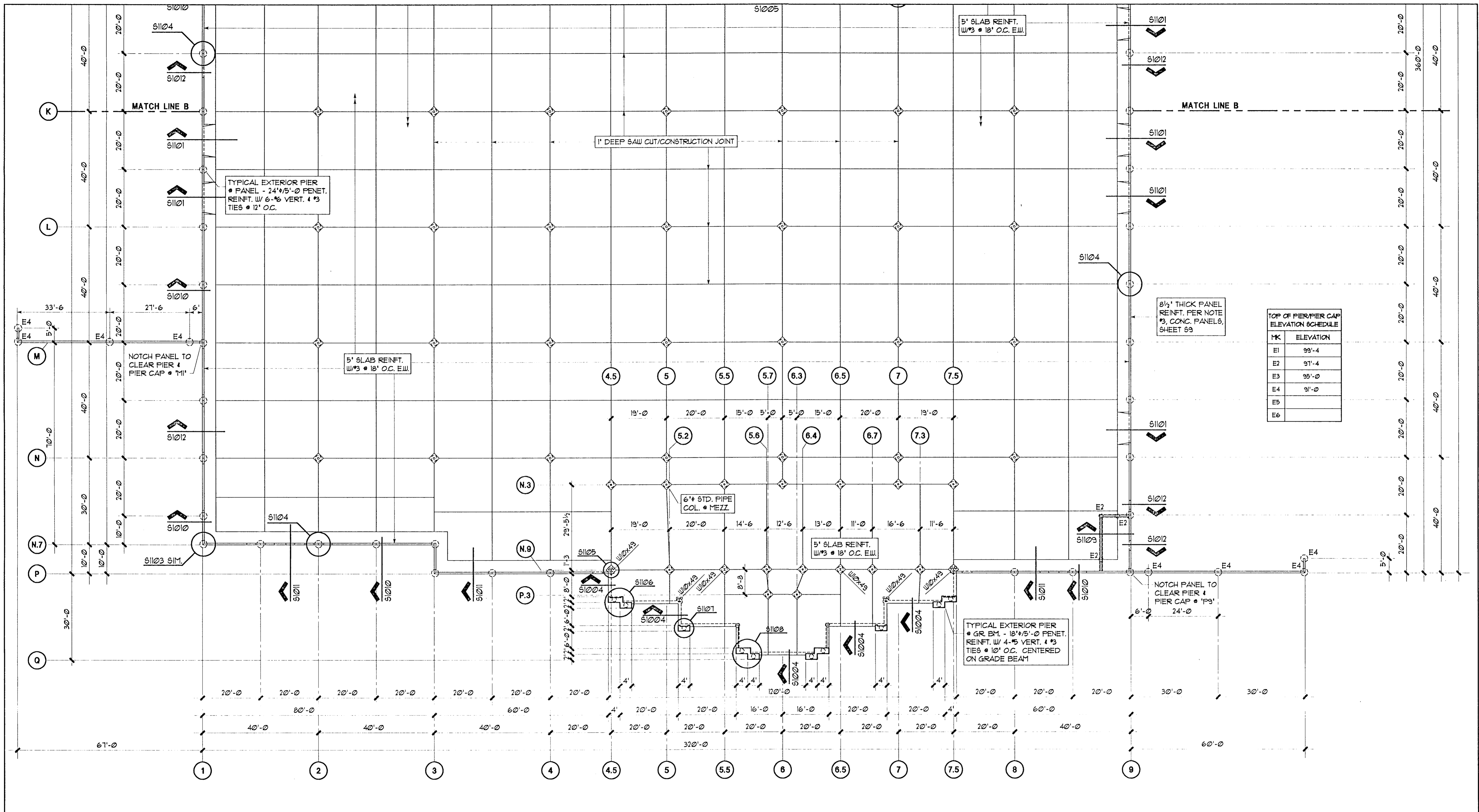
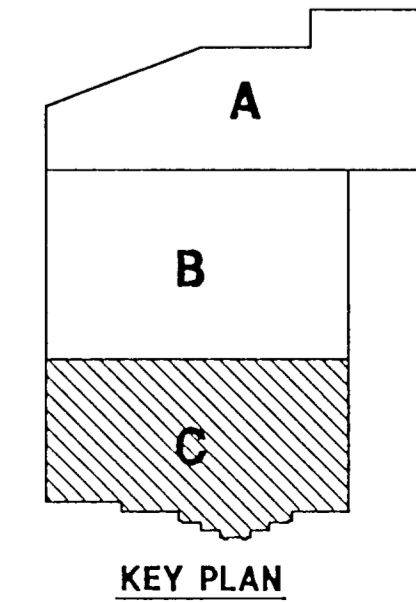


REFER TO SHEET S2 FOR CONTINUATION OF FOUNDATION PLAN.



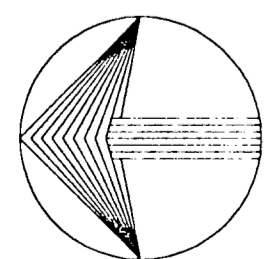
PK	ELEVATION
E1	93'-4"
E2	91'-4"
E3	95'-0"
E4	91'-0"
E5	
E6	



KEY PLAN

01 PARTIAL FOUNDATION PLAN - C

SCALE: 1/16" = 1'-0"



REIBENSTEIN ASSOCIATES ARCHITECTS
 4310 WESTSIDE DRIVE, SUITE G
 DALLAS, TEXAS 75209
 PHONE/FAX (214) 352-7147

ANDY HLAVATY & ASSOC.
 CONSULTANT ENGINEERS
 9221 LBJ Suite 203
 Dallas, Texas 75243
 (214) 783-0122

IZZARELLI-HISAW
 GENERAL CONSTRUCTION, INC.
 3050 REGENT BLVD.
 SUITE 130
 IRVING, TEXAS 75063 (214) 656-1333

PROPOSED FACILITY FOR:
BAS REALTY LIMITED PARTNERSHIP

STATE OF TEXAS
 REGISTERED PROFESSIONAL ENGINEER
 ANDY HLAVATY
 47754
 APRIL 20, 1995

REGISTERED ARCHITECT
 C.A. REIBENSTEIN
 47754
 APRIL 20, 1995

DATE: APRIL 20, 1995
 JOB NO: 00994
 REV. DATE _____
 REV. DATE _____
 REV. DATE _____

SHEET:
S3
 OF 13