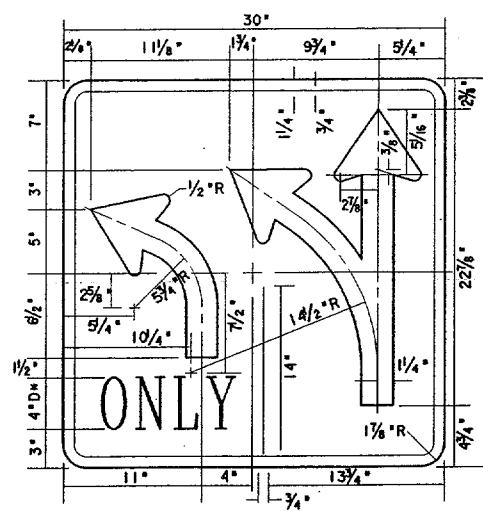
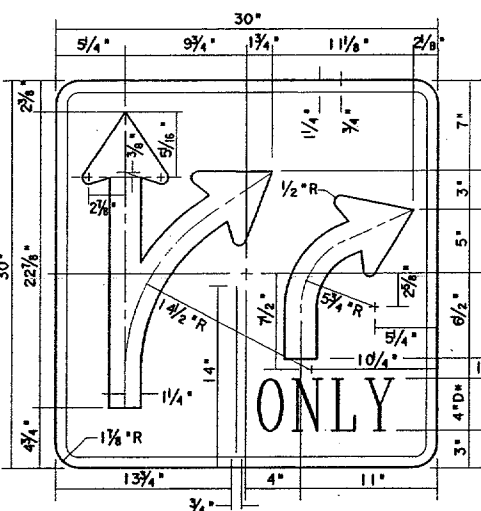


R3-8RR  
30" x 30"

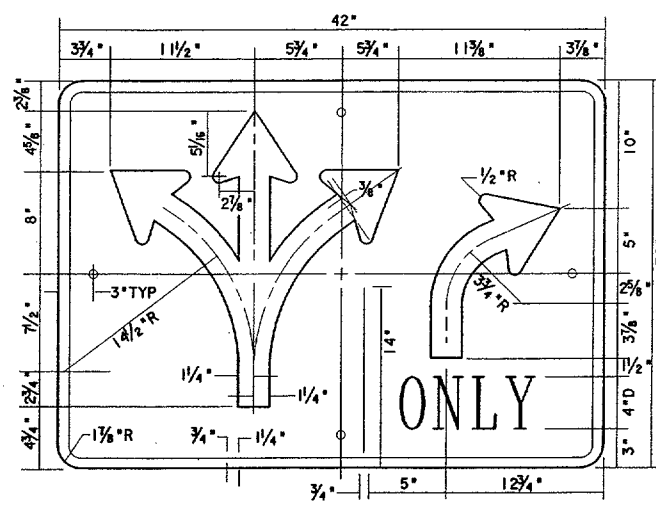


\* SPACING REDUCED 50%

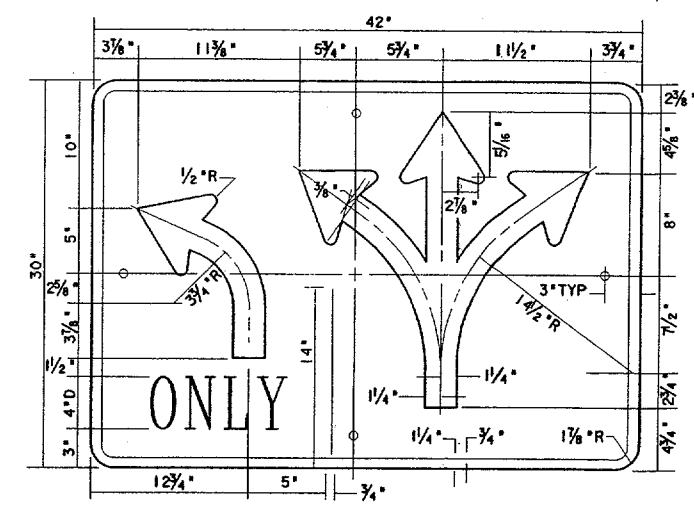
R3-8L  
30" x 30"



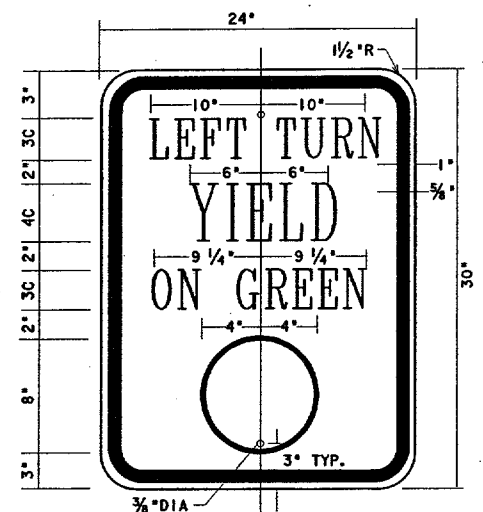
R3-8R  
30" x 30"



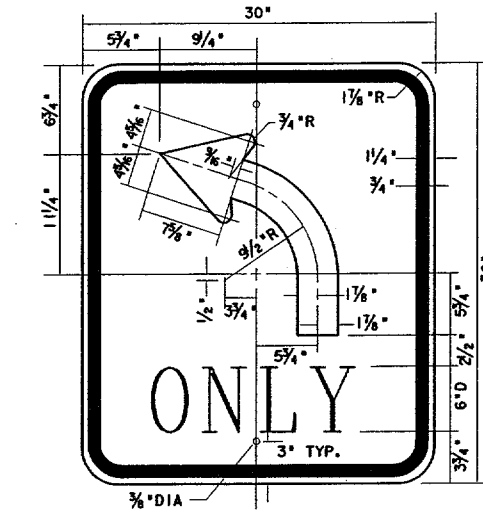
R3-8R (SPL)  
42" x 30"



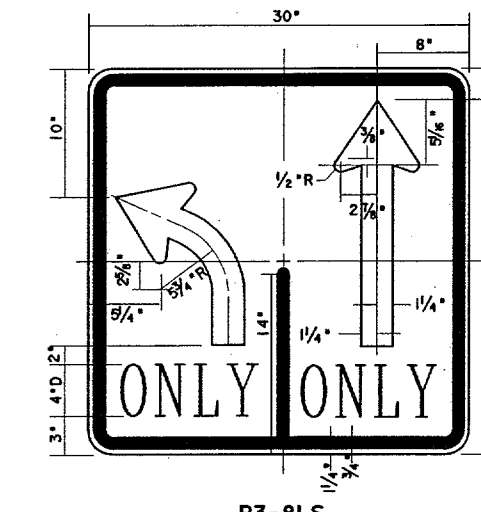
R3-8L (SPL)  
42" x 30"



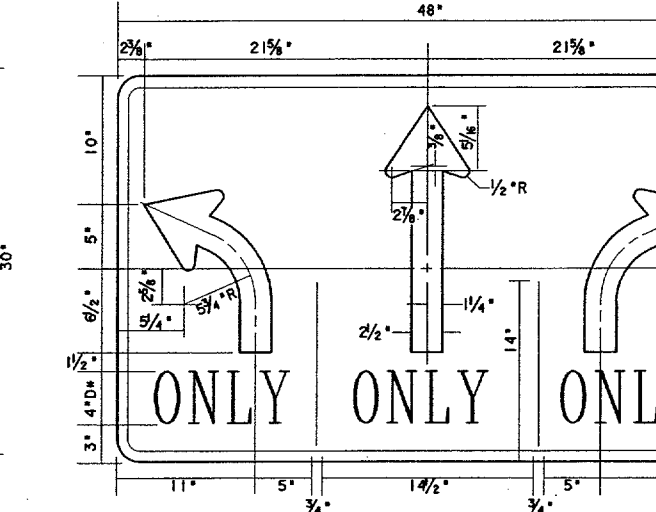
R10-12  
24" x 30"  
LEGEND BLACK (NON-REFLECTIVE)  
BACKGROUND WHITE (REFLECTIVE)  
CIRCULAR GREEN (REFLECTIVE)



R3-5L  
R3-5R (RT. ARROW)  
30" x 36"

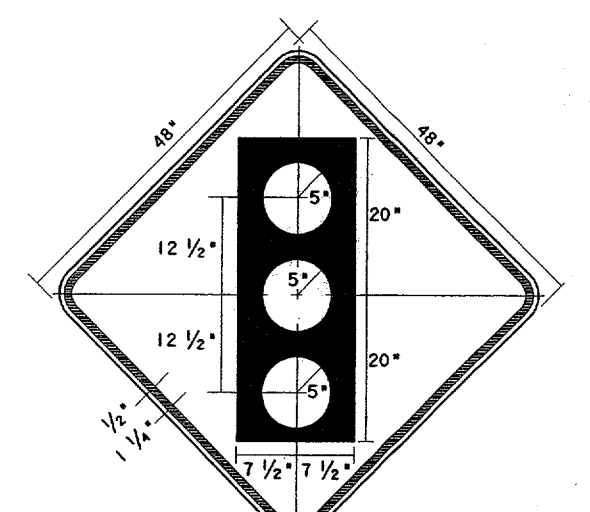


R3-8LS  
30" x 30"



R3-8RSL  
48" x 30"

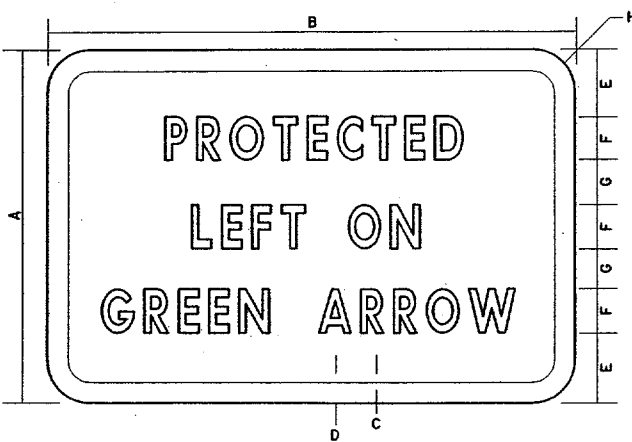
\*SPACING REDUCED 50%



SW3-3  
48" x 48"

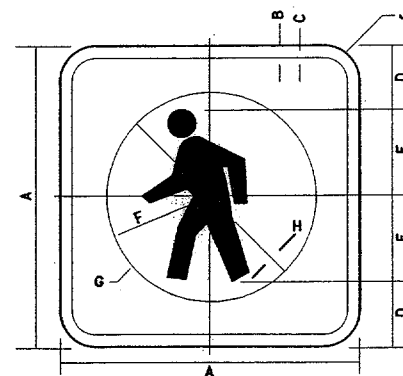
COLORS

SYMBOL & LEGEND- BLACK (NON-REFL.)  
TOP CIRCLE - RED (REFL.)  
BOTTOM CIRCLE - GREEN (REFL.)  
BACKGROUND - YELLOW (REFL.)  
TYPE C REFLECTIVE SHEETING



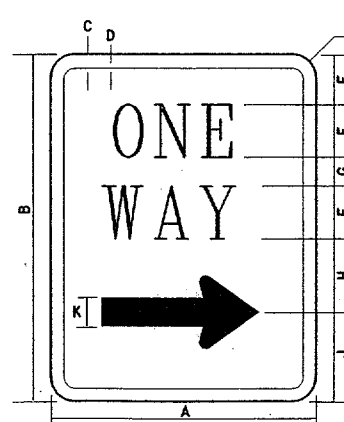
SIGN NO.	SIGN	DIMENSIONS (INCHES)								
		A	B	C	D	E	F	G	H	
R10-9	STD.	12	18	3/8	3/4	2	2	C	1	1 1/2
SR10-9S	EXPWY.	18	30	3/8	3/4	3	3	C	1 1/2	1 1/2
SR10-9	FRWY.	24	36	3/8	1	4	4	C*	2	1 1/2

\* - REDUCE SPACING 40%

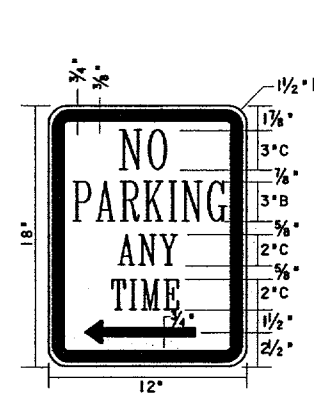


CIRCLE AND DIAGONAL - RED  
SYMBOL & BORDER - BLACK  
BACKGROUND - WHITE

SIGN NO.	SIGN	DIMENSIONS (INCHES)									
		A	B	C	D	E	F	G	H	J	
R9-3a	STD.	18	1	5/8	3 1/2	5 1/2	6 3/8	7 3/8	1 1/2	1 1/2	
ER9-3a	EXPWY.	24	1	5/8	4 1/2	7 1/2	8 1/2	10 1/2	2	1 1/2	
FR9-3a	FRWY.	30	1 1/4	3/4	5 3/4	9 1/4	10 5/8	13 3/8	2 1/2	1 3/8	



SIGN NO.	SIGN	DIMENSIONS (INCHES)											
		A	B	C	D	E	F	G	H	J	K	L	
R6-2	STD.	18	24	1	5/8	2 1/2	5D	1 1/2	4 1/2	5 1/2	2 1/4	1 1/2	
SR6-2	SPEC.	24	30	1	5/8	3	6D	1 7/8	6 1/8	7 1/8	3	1 1/2	



R7-1L  
R7-1R (RT ARROW)  
R7-1LR (DBL ARROW)  
12" x 18"

GENERAL NOTES:

ALPHABETS AND LATERAL SPACING BETWEEN LETTERS AND NUMERALS SHALL CONFORM WITH THE FEDERAL HIGHWAY ADMINISTRATION'S "MANUAL ON UNIFORM TRAFFIC CONTROL DEVICES FOR STREETS AND HIGHWAYS", LATEST EDITION AND ANY APPROVED CHANGES THERETO. LATERAL SPACING OF TEXT SHALL BE SUCH AS TO PROVIDE A BALANCED APPEARANCE.

SIGN BACKGROUNDS SHALL BE OF FLAT SURFACE REFLECTIVE SHEETING CONFORMING WITH THE SPECIFICATIONS (TYPE A) UNLESS OTHERWISE SPECIFIED IN THE PLANS.

SIGN LEGENDS SHALL BE APPLIED BY THE SCREENING PROCESS.

THE SIGN BLANKS SHALL BE ONE PIECE 5/8 INCH THICK PLYWOOD (TYPE A) CONFORMING TO THE SPECIFICATIONS UNLESS ATTACHED TO SIGNAL POLES.

THE SIGN BLANKS SHALL BE ONE PIECE SHEET ALUMINUM ALLOY 0.080 INCH THICK CONFORMING TO THE ITEM "ALUMINUM SIGNS (TYPE A)" WHEN ATTACHED TO SIGNAL POLES.

FED. PROJ. DIV. NO.		STATE PROJECT NO.		SHEET NO.
6		CM XXXX (XXX)		34
STATE	STATE DIST. NO.	COUNTY		
TEXAS	DAL	DALLAS		
CONT.	SECT.	JOB	HIGHWAY NO.	
****	**	****	VA	

SIGNS  
DALLAS DISTRICT STANDARD