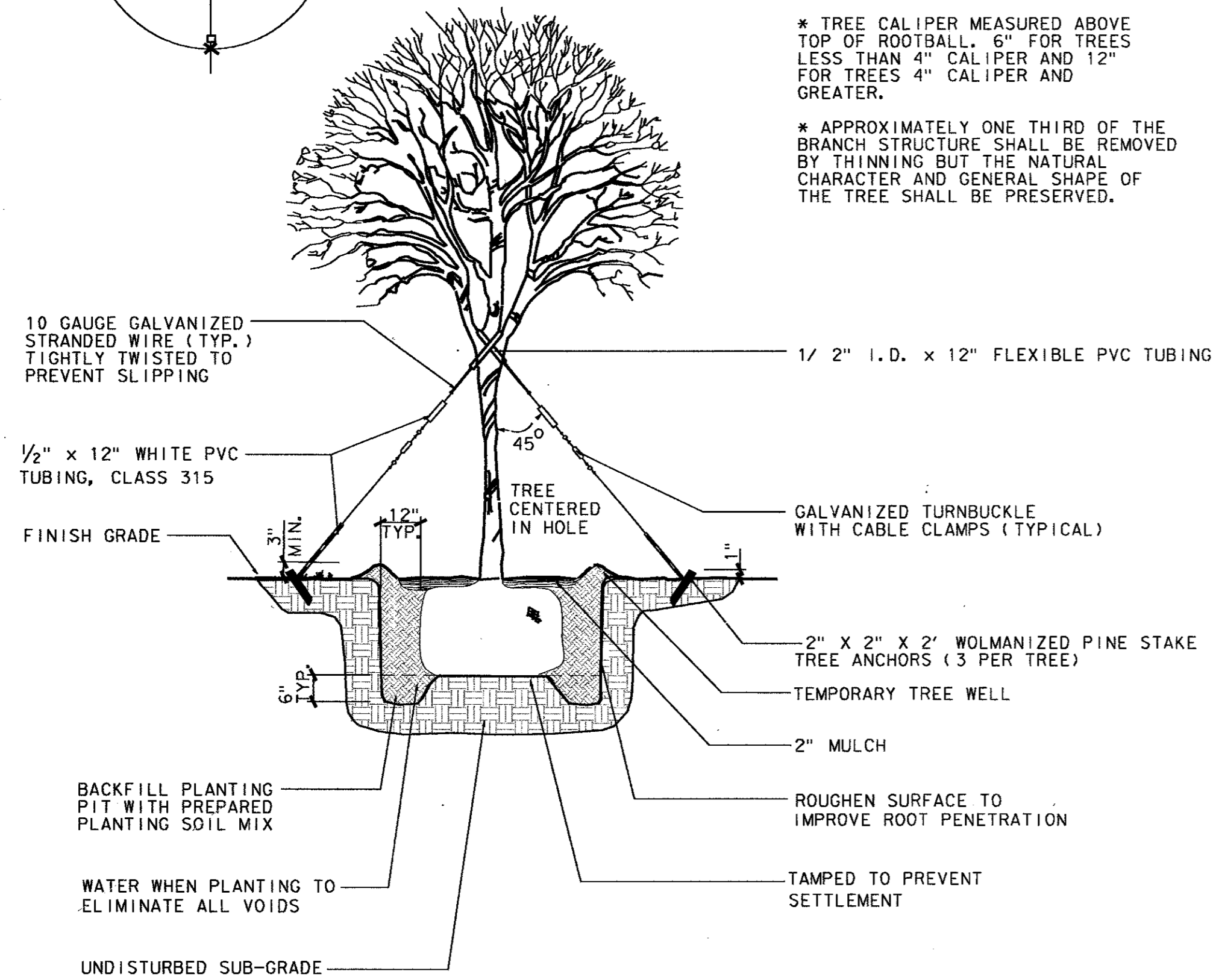


NOTES:

* TEMPORARY TREE ANCHORS AND GUY WIRES TO BE REMOVED AFTER ONE FULL GROWING SEASON.

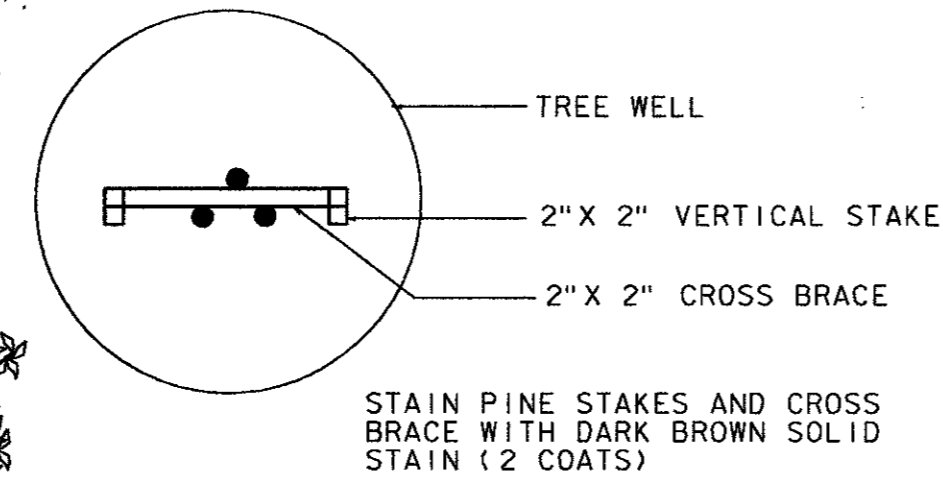
* TREE CALIPER MEASURED ABOVE TOP OF ROOTBALL, 6" FOR TREES LESS THAN 4" CALIPER AND 12" FOR TREES 4" CALIPER AND GREATER.

* APPROXIMATELY ONE THIRD OF THE BRANCH STRUCTURE SHALL BE REMOVED BY THINNING BUT THE NATURAL CHARACTER AND GENERAL SHAPE OF THE TREE SHALL BE PRESERVED.

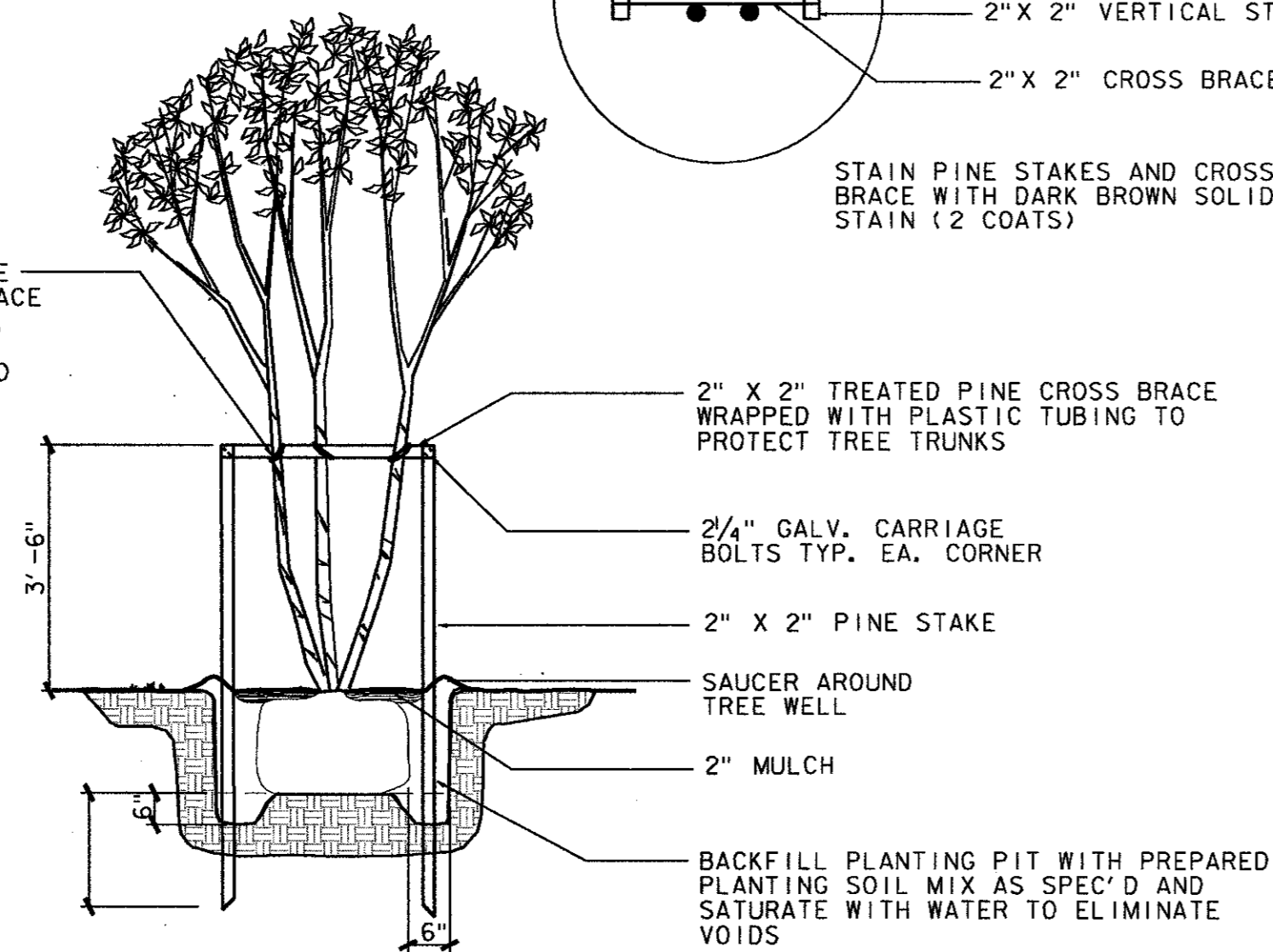


TREE PLANTING & STAKING DETAIL

NOT TO SCALE



TREE TRUNKS SHALL BE SECURED TO CROSS BRACE USING 12 GAUGE GALV. WIRE WITH 1/2" I.D. FLEXIBLE PVC HOSE TO PROTECT TREE TRUNKS



NOTES:

* TEMPORARY TREE WELL, STAKES AND CROSS BRACE TO BE REMOVED AFTER ONE FULL GROWING SEASON

* APPROXIMATELY 1/3 OF THE BRANCH STRUCTURE SHALL BE REMOVED BY THINNING, BUT THE NATURAL CHARACTER AND GENERAL SHAPE OF THE TREE SHALL BE PRESERVED.

MULTI-TRUNK TREE PLANTING & STAKING DETAIL

NOT TO SCALE



4			
3			
2			
1			
NO.	DATE	REVISION	APPROV.
TOWN OF ADDISON, TEXAS			
MIDWAY/BELTLINE SANITARY SEWER PHASE II			
LIFT STATION LANDSCAPE ARCHITECTURAL SITE DETAILS			
Carter Burgess Consultants in Engineering, Architecture, Planning and the Government CARTER & BURGESS, INC. 7560 ELMBROOK DRIVE, SUITE 250 DALLAS, TX 75247-4961			
Unit	Scale	1"=20'	Date
Designed	B. Luck	Checked	J. Lindner
Drawn	B. Luck	Approved	J. Lindner
		Job No.	93327601D
		Sheet	61 of 63
		Date	04-05-96