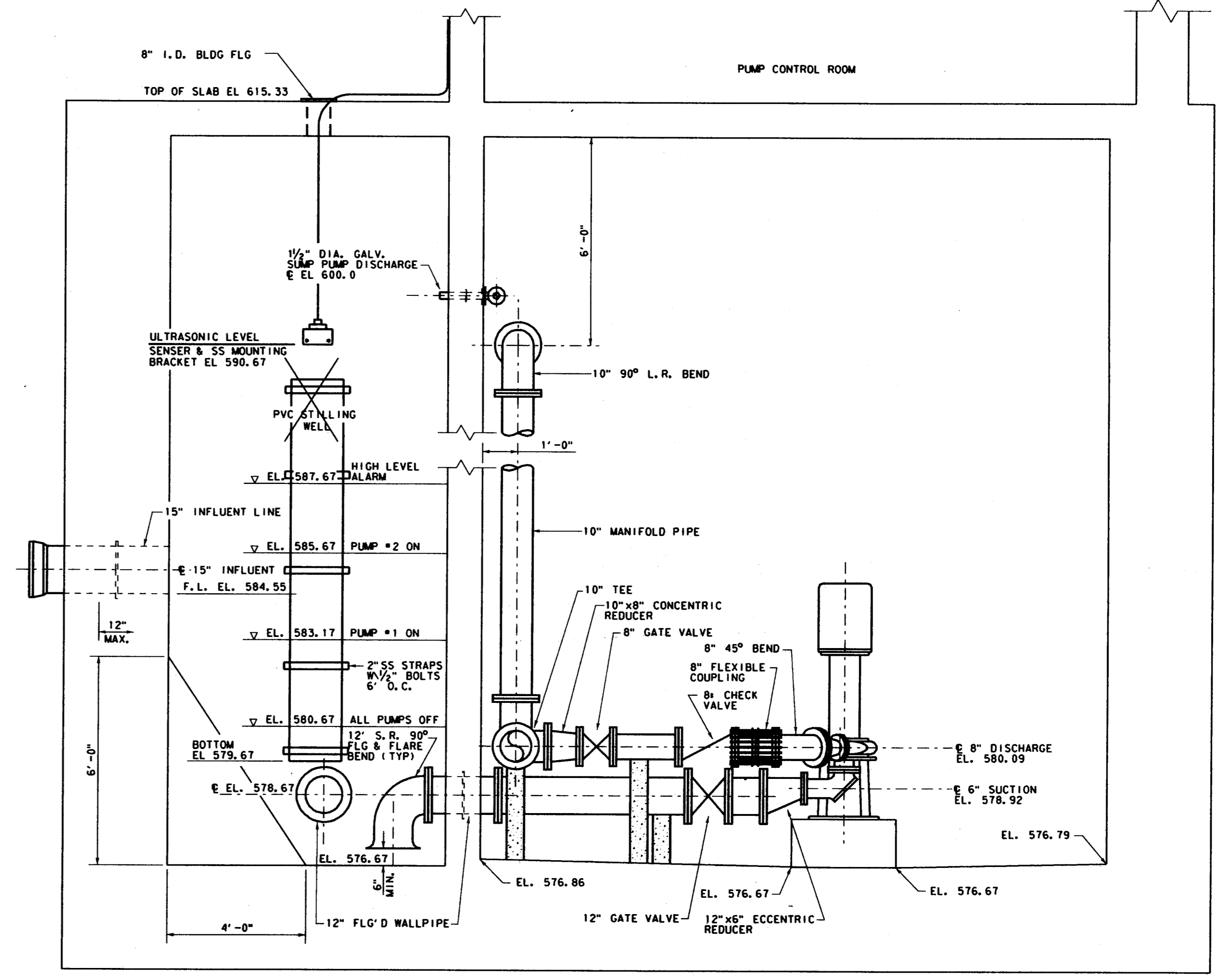
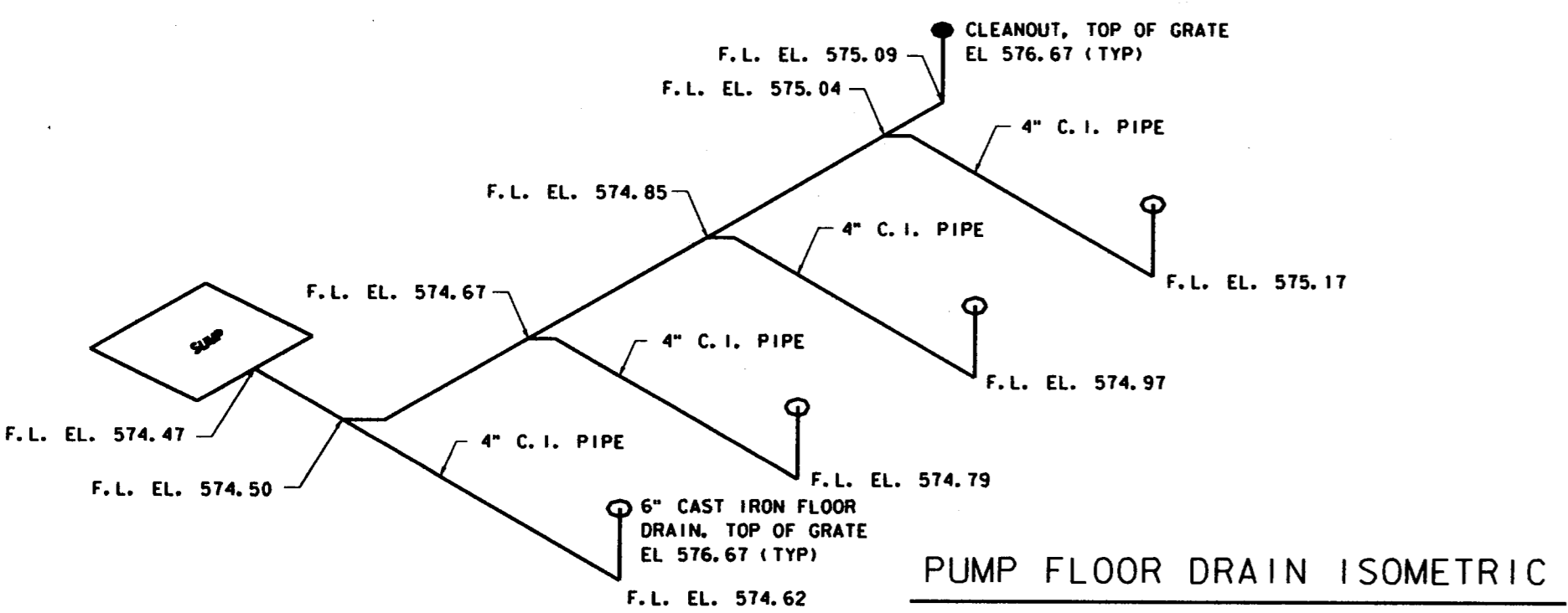


LIFT STATION PLAN - ELEV. 576.67
3/8" = 1'-0"

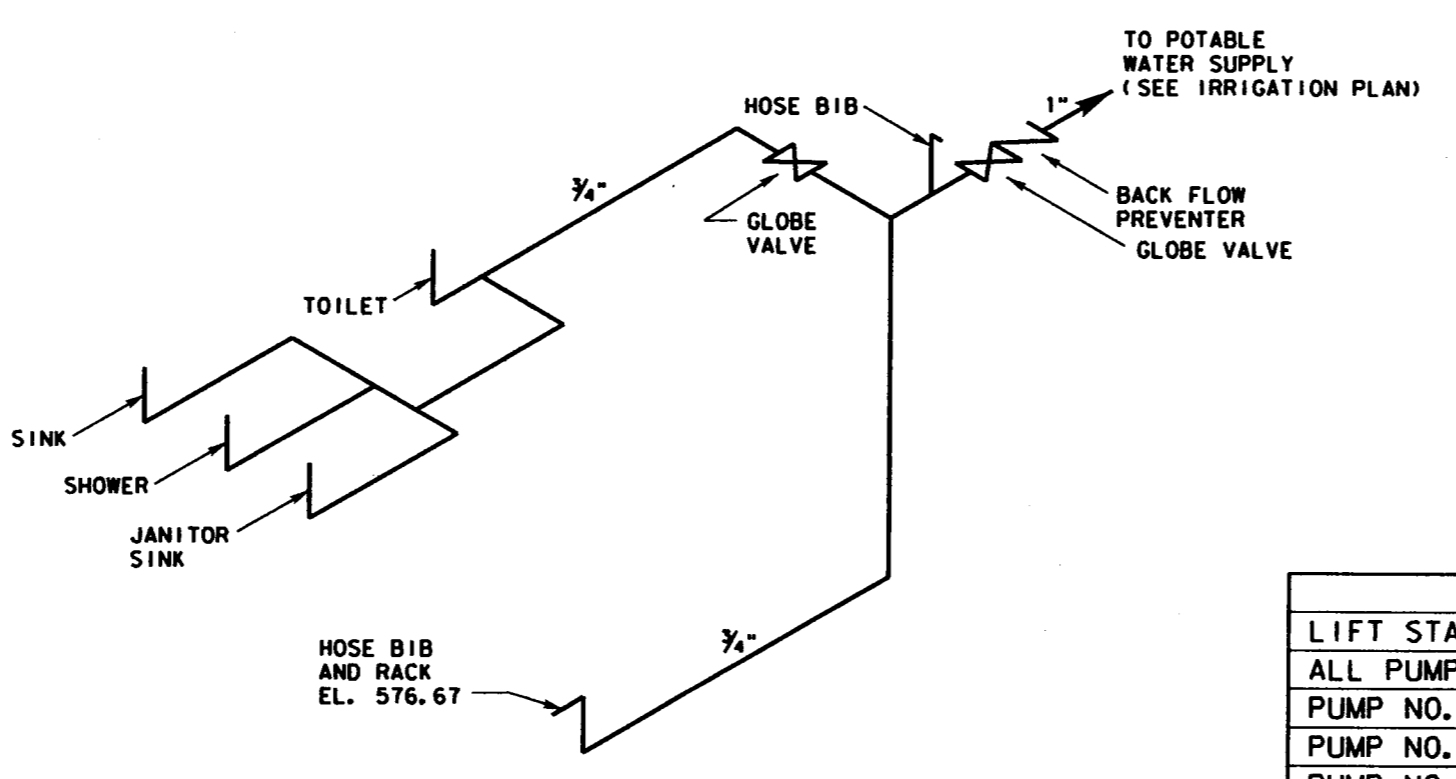


SECTION A-50
3/8" = 1'-0"

ITEM	QUANTITY	SIZE	DESCRIPTION
1	3	10" x 10"	FLANGED TEE
2	2	10"	BLIND FLANGE
3	1	10"	GATE VALVE (SEE NOTE 7)
4	1	10"	FLEX COUPLING W/THRUST RESTRAINT
5	2	10"	90° BEND
6	2	10" x 8"	CONC. REDUCER
7	2	8"	GATE VALVE
8	2	8"	CHECK VALVE (SEE NOTE 5)
9	2	8"	FLEX COUPLING W/THRUST RESTRAINT
10	2	8"	45° BEND
11	2	8" x 5"	CONC. REDUCER
12	2	12" x 6"	CONC. REDUCER
13	2	12"	GATE VALVE (SEE NOTE 7)
14	4	12"	FLANGED WALL PIPE
15	2	12"	BLIND FLANGE
16	2	12"	FLANGED COUPLING ADAPTER



PUMP FLOOR DRAIN ISOMETRIC



POTABLE WATER ISOMETRIC

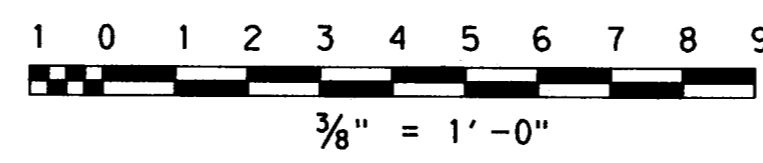
MIXER SETTINGS

MIXER OFF	581.00
MIXER ON	582.00

PUMP LEVEL SETTINGS

	INITIAL	ULTIMATE
LIFT STATION CAPACITY	1.0 MGD	3.0 MGD
ALL PUMPS OFF	580.67	580.67
PUMP NO. 1 ON	583.17	583.17
PUMP NO. 2 ON	585.67	585.67
PUMP NO. 3 ON	N/A	587.17
HIGH LEVEL ALARM	587.67	588.67

- NOTES:
- ALL BOLTS, HARDWARE & ANGLES SHALL BE STAINLESS STEEL.
 - CONTRACTOR SHALL INSTALL A BADGER MODEL 2500 ULTRASONIC LEVEL TRANSMITTER, OR APPROVED EQUAL, ONE MERCURY FLOAT SWITCH, FOR PUMP CONTROL AND ALARM SIGNAL ACTIVATION, MERCURY SWITCH SHALL SERVE AS A BACKUP TO ULTRASONIC AND SHALL ACTIVATE ALARM AND START ONE PUMP.
 - FLOOR DRAIN SHALL BE 6" CAST IRON WITH GRATE TYLER MODEL 314, OR APPROVED EQUAL.
 - DRY WELL WATER LEVEL FLOAT SWITCH SHALL ACTIVATE ALARM.
 - CHECK VALVE SHALL BE CUSHIONED TYPE GOLDEN ANDERSON MODEL G. A. FIGURE 250-D OR APPROVED EQUAL.
 - THRUST RESTRAINTS SHALL BE RATED AT 200 PSI.
 - ALL GATE VALVES SHALL BE RESILIENT SLATED.
 - MIXER SHALL BE FLYGT SERIES 4600 RATED AT 2.5 H.P., 460 V WITH STAINLESS STEEL LIFTING CHAIN AND HARDWARE.



4			
3			
2			
1	9-4-98	AS BUILT DRAWING	J. H. L.
NO.	DATE	REVISION	APPROV.
TOWN OF ADDISON, TEXAS			
MIDWAY/BELTLINE SANITARY SEWER PHASE II			
LIFT STATION MECHANICAL PLAN & SECTIONS			
 <small>Consultants in Engineering, Architecture, Planning and the Environment</small> CARTER & BURGESS, INC. <small>7950 EMBROOK DRIVE, SUITE 250 DALLAS, TX 75247-4961</small>			
Unit	Scale	3/8" = 1'	Date
Designed	J. Lindner	Checked	J. Lindner
Drawn	R. Howman	Approved	J. Lindner
Sheet	50	of	63