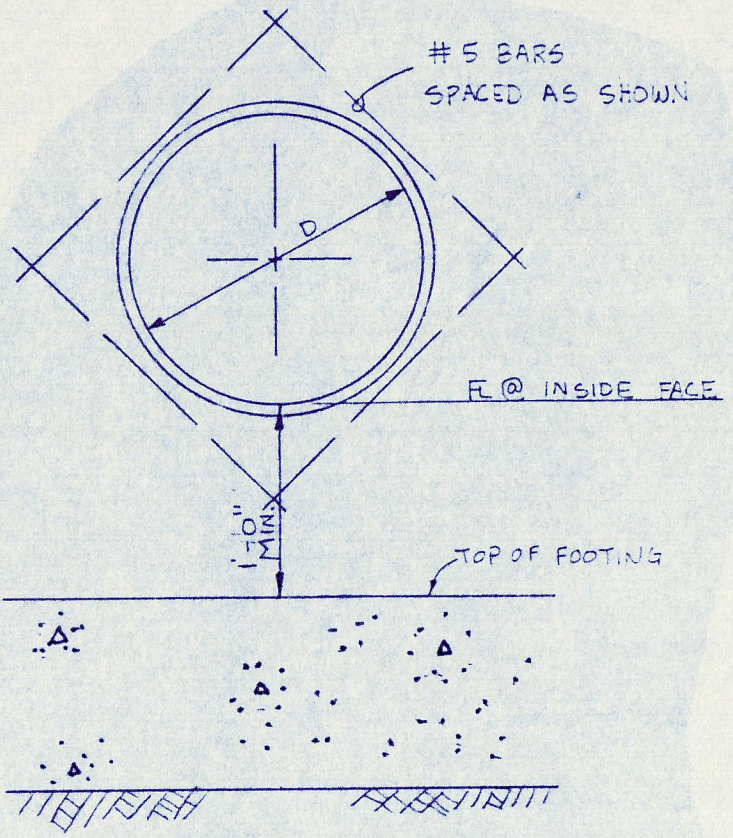
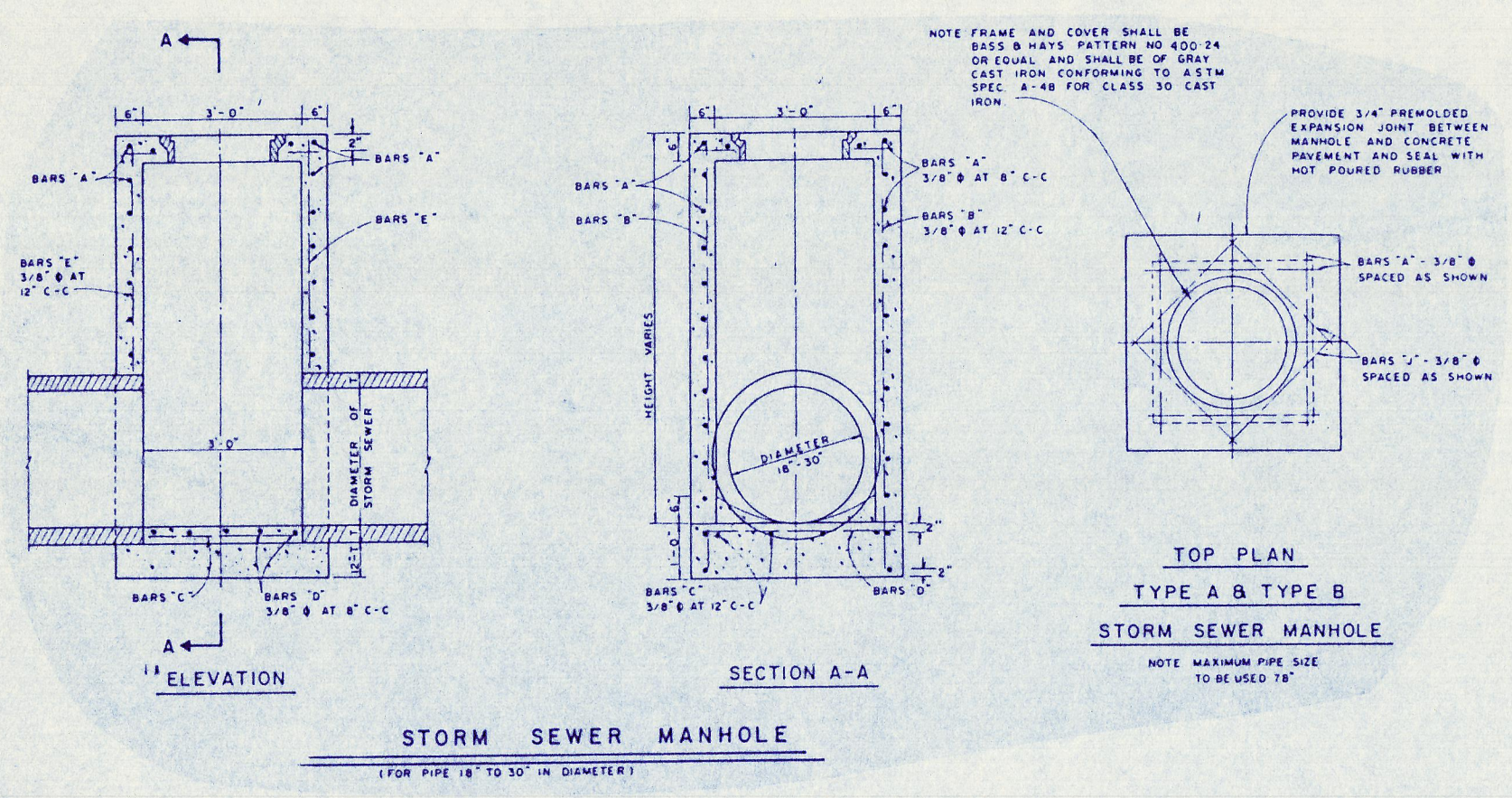


RETAINING WALL PLAN
N.T.S.

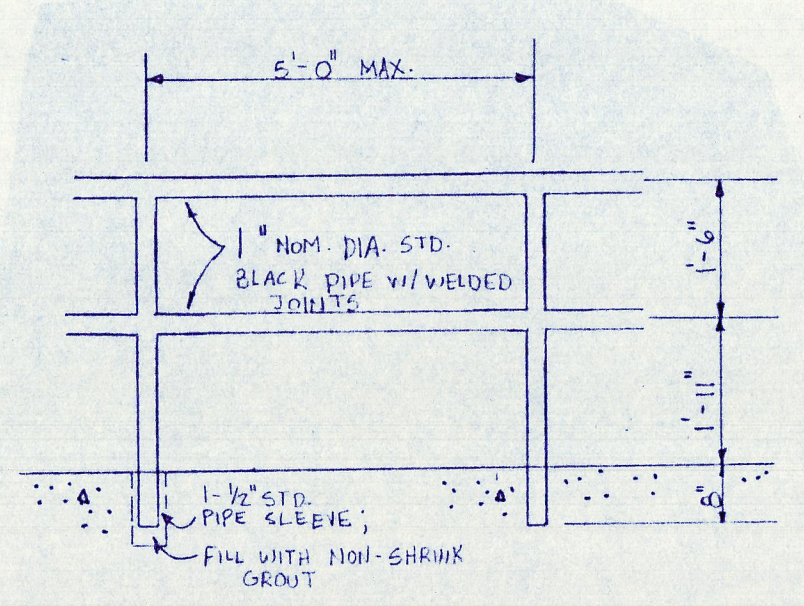


STORM SEWER PIPE THROUGH WALL DETAIL
N.T.S.

Note: This detail is for the 9", 18" & 24" storm sewer opening in the retaining wall.

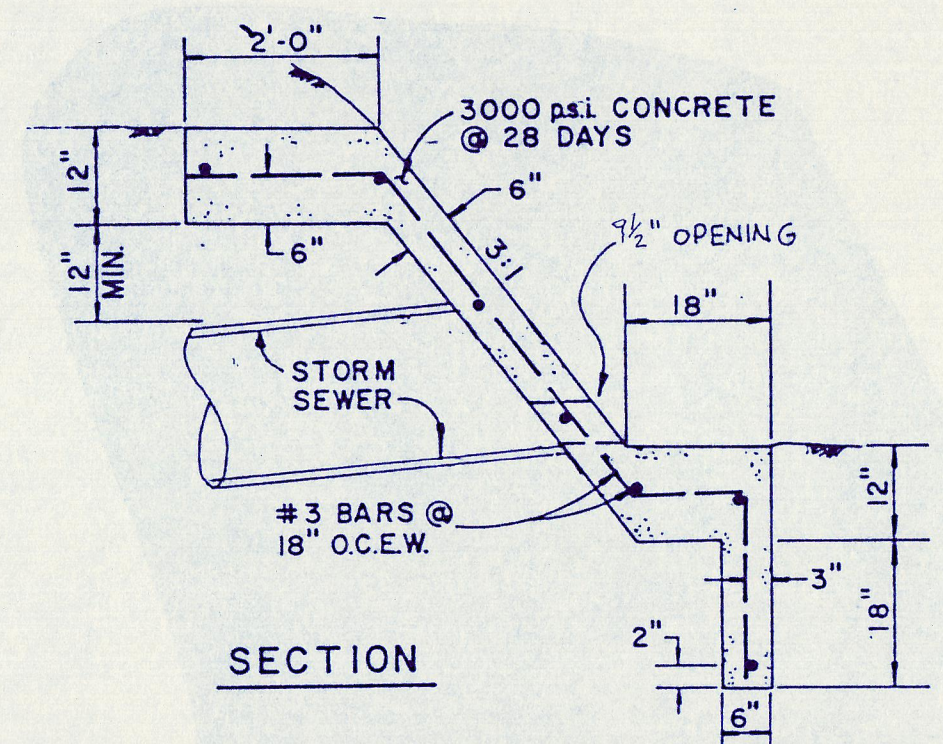


STORM SEWER MANHOLE
FOR PIPE 18" TO 24" IN DIAMETER

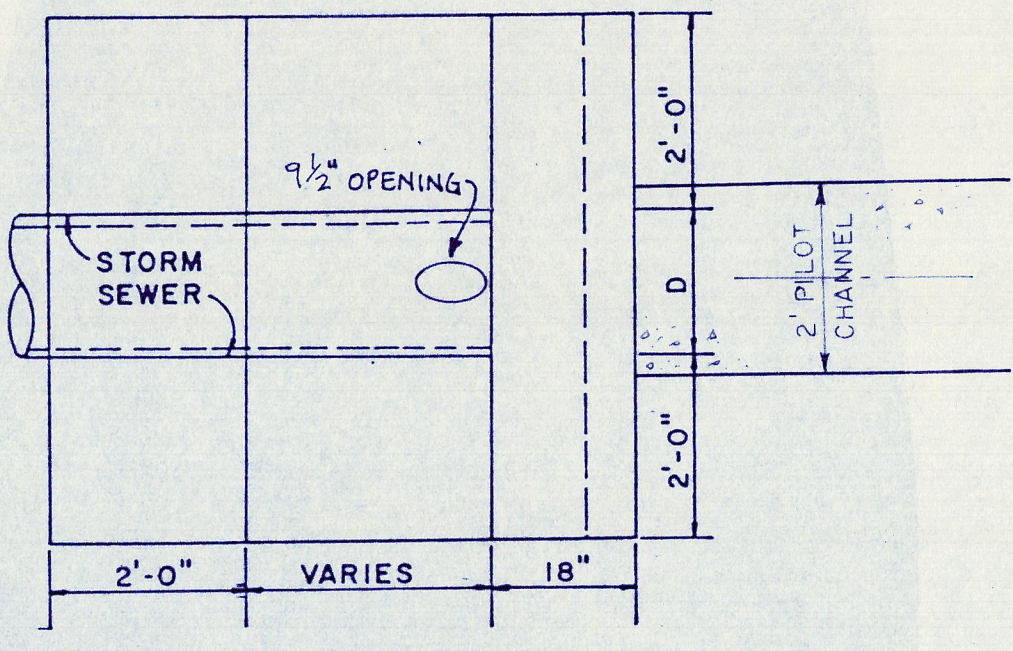


RETAINING WALL HANDRAIL DETAIL
N.T.S.

PAINTING:
1. After erection, the railing shall be painted with one prime coat of red lead paint and two field coats of black aluminum paint according to the N.C.T.C.A. Standard Specifications for Public Works Construction, Division 8, Section 9, "Painting".



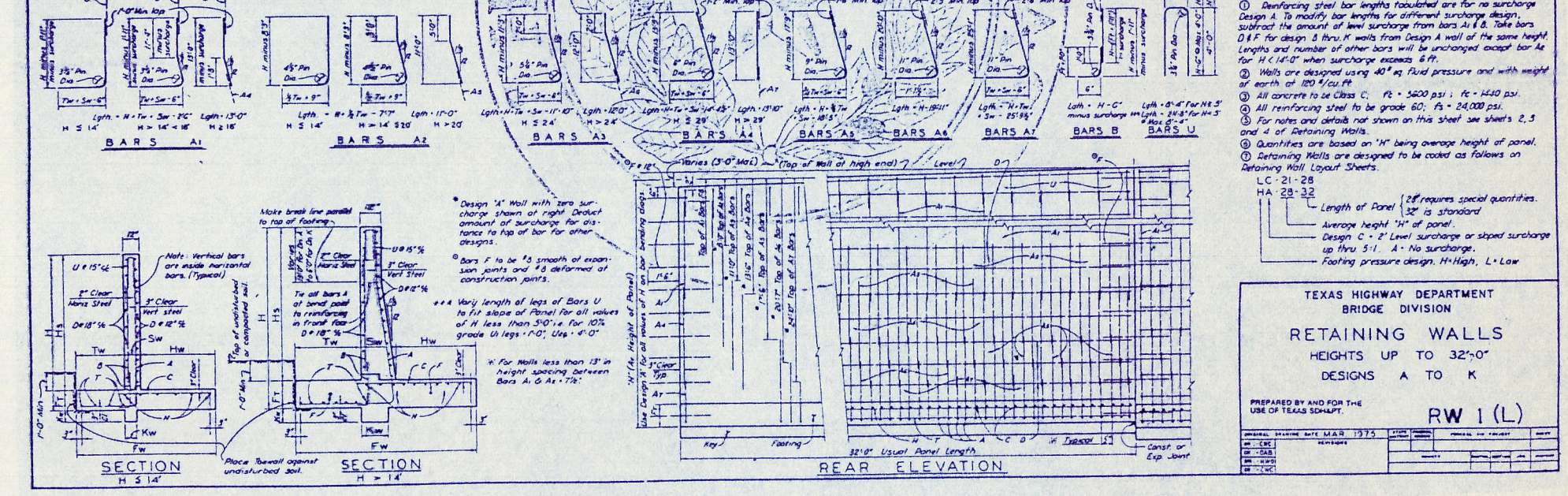
SECTION



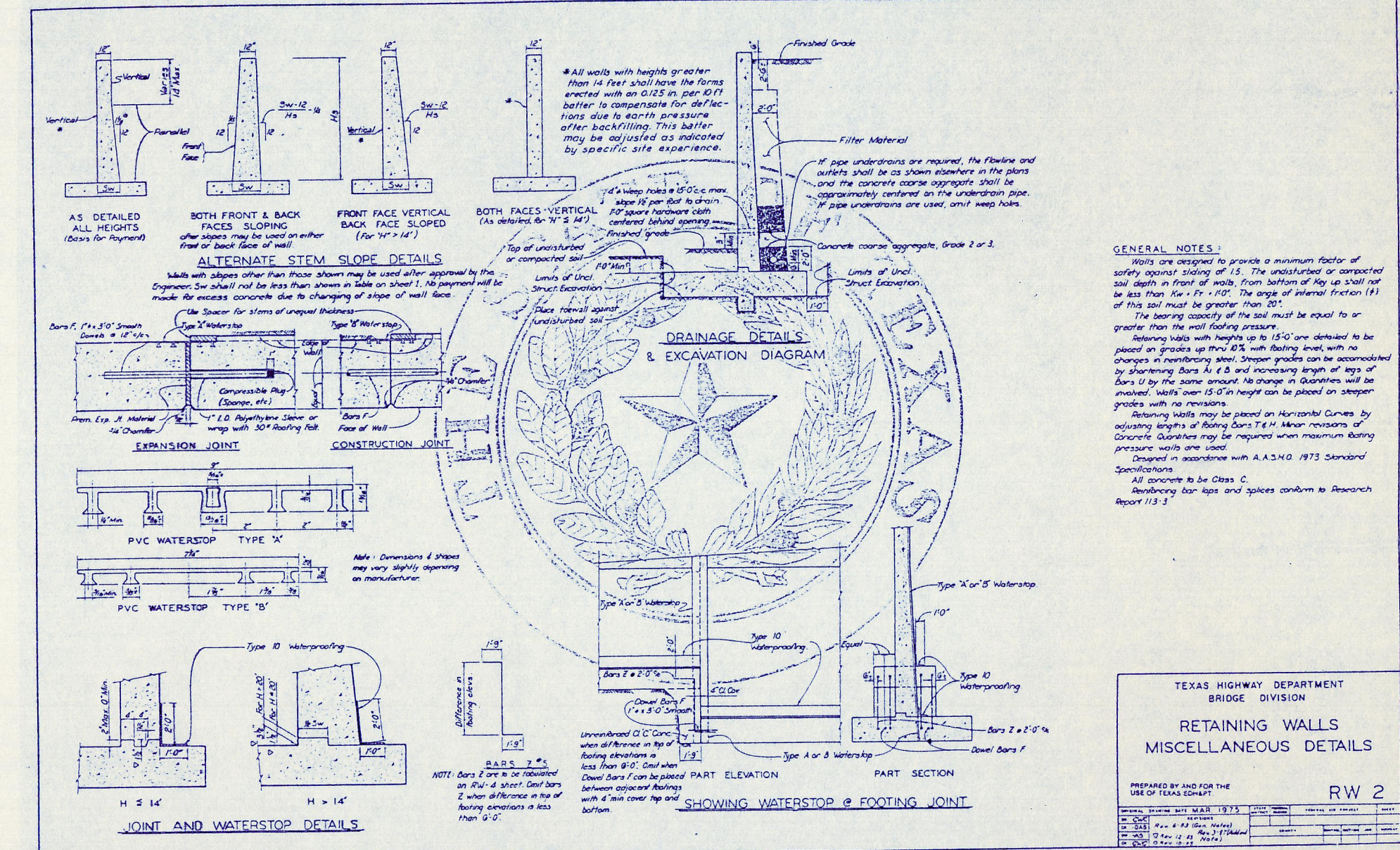
PLAN

SLOPED HEADWALL DETAIL W/10" OPENING
N.T.S.

PROPERTIES		REINFORCING STEEL FOR 32'-0" PANEL (DESIGN A)										QUANTITIES FOR 32'-0" PANEL									
ITEM	DESCRIPTION	QTY	UNIT	QTY	UNIT	QTY	UNIT	QTY	UNIT	QTY	UNIT	QTY	UNIT	QTY	UNIT	QTY	UNIT	QTY	UNIT		
1	WALL DIMENSIONS	1	SQ. FT.	1	SQ. FT.	1	SQ. FT.	1	SQ. FT.	1	SQ. FT.	1	SQ. FT.	1	SQ. FT.	1	SQ. FT.	1	SQ. FT.		
2	REINFORCING STEEL	1	TON	1	TON	1	TON	1	TON	1	TON	1	TON	1	TON	1	TON	1	TON		



TEXAS HIGHWAY DEPARTMENT
BRIDGE DIVISION
RETAINING WALLS
HEIGHTS UP TO 32'-0"
DESIGNS A TO K
RW 1 (L)



TEXAS HIGHWAY DEPARTMENT
BRIDGE DIVISION
RETAINING WALLS
MISCELLANEOUS DETAILS
RW 2

BENCHMARK NO. 1:
"1" CUT IN CURB LOCATED ON NORTHEAST CORNER OF AN INLET ON THE WEST SIDE OF MIDWAY ROAD APPROXIMATELY 911 FEET SOUTH OF BELTWAY DRIVE.
ELEV. = 615.72

BENCHMARK NO. 2:
"1" CUT IN CURB LOCATED ON SOUTH SIDE OF BELTWAY DRIVE APPROXIMATELY 627 FEET EAST OF MIDWAY ROAD.
ELEV. = 631.63

Winkelmann & Associates, Inc.
CONSULTING CIVIL ENGINEERS & SURVEYORS
13800 HILLCREST ROAD, SUITE 200
DALLAS, TEXAS 75240
(214) 460-1999 FAX (214) 460-1998

REVISION
1 2-2-97 Revised Pond & Storm Sewer
DATE
APPROVE
E.E.H.

THOMAS L. CHENOWETH SURVEY,
ABSTRACT NO. 273
CITY OF ADDISON, DALLAS COUNTY, TEXAS

McCUTCHIN PROPERTIES
14902 PRESTON ROAD, SUITE 200
DALLAS, TEXAS 75280

CLIENT:

MISCELLANEOUS CIVIL DETAILS

Date: 12/8/93
Designed By: F.E.M.
Drawn By: L.H.N.
Checked By: F.E.M.
File: MISCDDET.dwg
Project No.: 5602.01

SHEET
9
OF
10