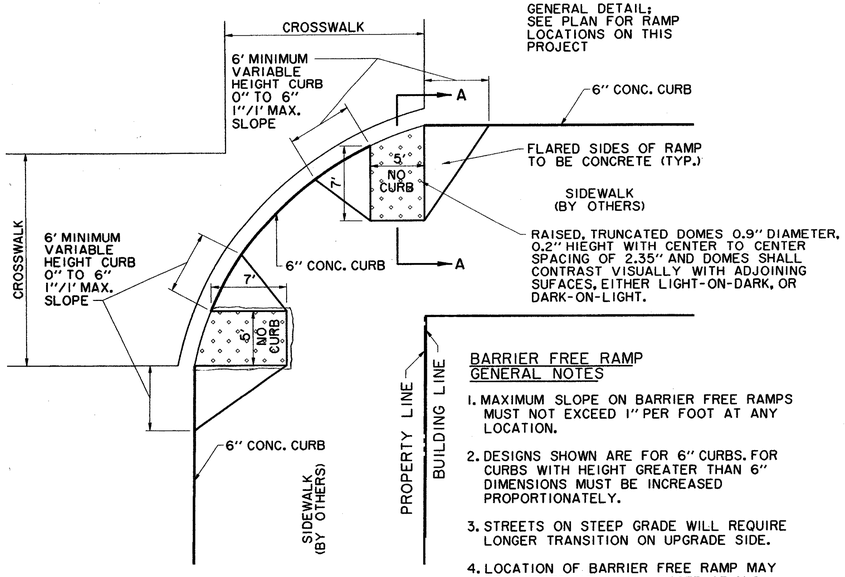

GENERAL DETAIL: SEE PLAN FOR RAMP LOCATIONS ON THIS PROJECT

BARRIER FREE RAMP GENERAL NOTES

1. MAXIMUM SLOPE ON BARRIER FREE RAMPS MUST NOT EXCEED 1" PER FOOT AT ANY LOCATION.
2. DESIGNS SHOWN ARE FOR 6" CURBS. FOR CURBS WITH HEIGHT GREATER THAN 6" DIMENSIONS MUST BE INCREASED PROPORTIONATELY.
3. STREETS ON STEEP GRADE WILL REQUIRE LONGER TRANSITION ON UPGRADE SIDE.
4. LOCATION OF BARRIER FREE RAMP MAY BE SHIFTED TO CLEAR OBSTRUCTIONS.
5. CONCRETE TO HAVE MINIMUM 3000 P.S.I. COMPRESSIVE STRENGTH AT 28 DAYS.
6. REINFORCEMENT TO BE #3 DEFORMED BARS AT 18" O.C.E.W. AND SUPPORTED BY APPROVED BAR CHAIRS ON 3'-0" CENTERS.

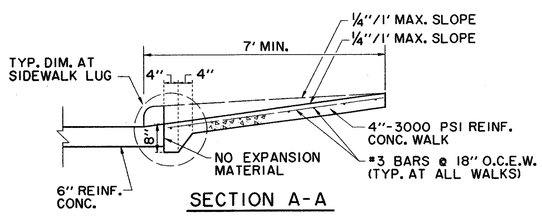

SECTION A-A

BARRIER FREE RAMP DETAIL AT INTERSECTING STREET

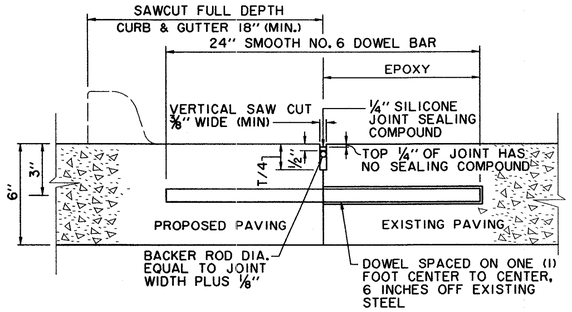

DOWEL BARS SHALL BE DRILLED INTO EX. PAVEMENT HORIZONTALLY BY USE OF A MECHANICAL RIG. DRILLING BY HAND IS NOT ACCEPTABLE. PUSHING DOWEL BARS INTO GREEN CONCRETE NOT ACCEPTABLE.

LONGITUDINAL BUTT JOINT

N.T.S.

BRICK TYPES

VEHICULAR BRICK "C" - 2 5/8"x 3 1/2"x 7 1/2" ACME (GARNET RED)
PEDESTRIAN BRICK "A" - 2 1/4"x 4"x 8" GLEN-GERY (BROWN)
PEDESTRIAN BRICK "B" - 2 1/4"x 4"x 8" GLEN-GERY (AUTUMN HAZE)

NOTE: MINIMUM COVER OF CONDUIT SLEEVES SHALL BE 2.5' FROM TOP OF CURB.

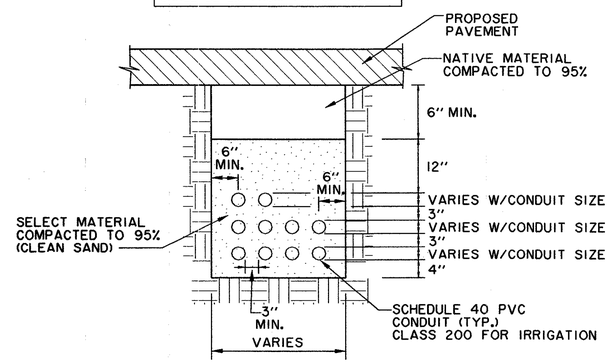

TYPICAL CONDUIT/SLEEVE EMBEDMENT

N.T.S.

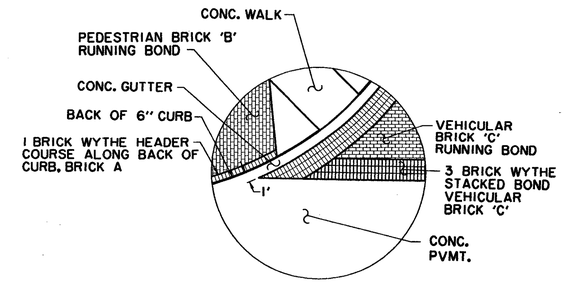

A CROSSWALK DETAIL

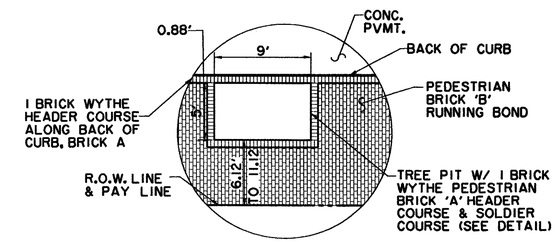

B 5' x 9' TREE PIT DETAIL

THE SEAL APPEARING ON THIS DOCUMENT WAS AUTHORIZED BY DAVID E. MEYERS, P.E. 81512

STATE OF TEXAS
DAVID E. MEYERS
81512
REGISTERED PROFESSIONAL ENGINEER
5/29/01

DATE	DESCRIPTION	REF NO.
4/20/01	ISSUED FOR BID	N/A

PAVING DETAILS

MORRIS AVENUE EXTENSION

PUBLIC INFRASTRUCTURE

TOWN OF ADDISON, TEXAS

Huitt - Zollars, Inc.
3131 Mckinney Ave., Suite 600, Dallas, TX 75204
Phone (214) 871-3311/Fax (214) 871-0757

DESIGN	DRAWN	APPR.	SCALE	DATE	PROJECT NO.	NO.
HZI	HZI	DEM	N.T.S.	APR. 2001	01-3000-01	5