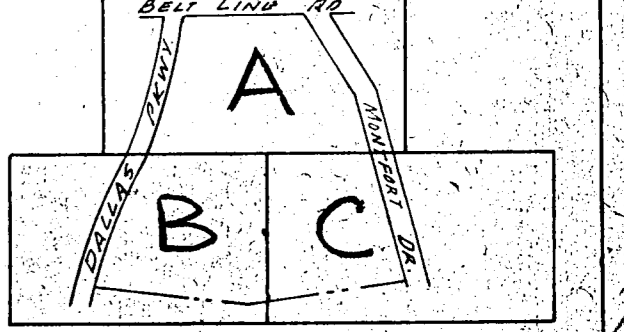


**NOTE:**  
THE SANITARY SEWERS ON SHEET WERE STAKED BY A.H. HALFF AS SUCH IS AVAILABLE SEE OUT SHEETS PROVIDED BY A.H. HALFF.

**FOR WATER/SEWER RELOCATIONS SEE LOT E 411Q-1909 A SH. 14,15 LINES "A" & "D" F.B.K. 560 P. 41,42**

Village Parkway Venture July 28, 1978  
Water Main Extension Local 5000, The East ROW of Dallas Hwy and 200' South of Bell Line Rd.  
Esm's Dimensions 40' x 40' MARKING BLOCK 3170  
Ramp Working Space Granted C.O. 752444 5.12.78  
Vol. 70.7 Pg. 0'120

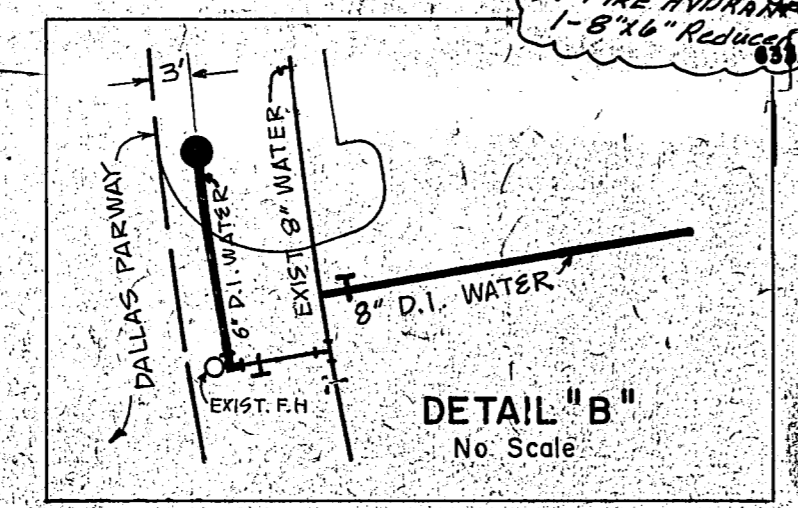
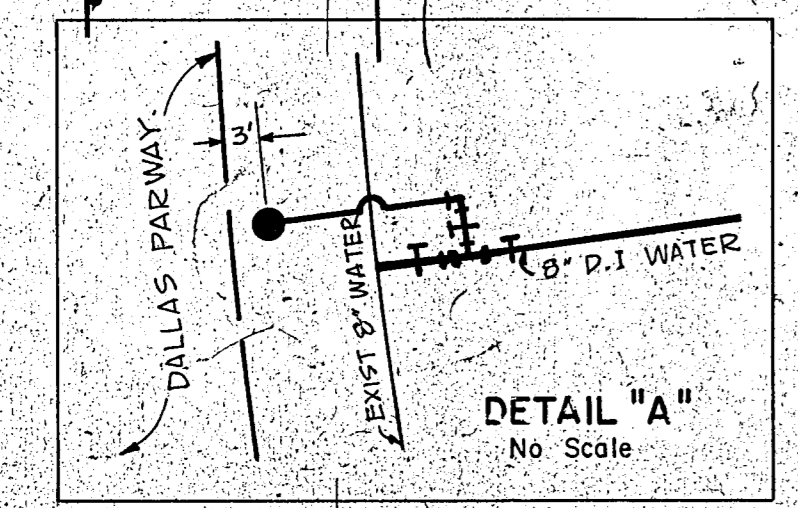
Tex. Coord. N. 467, 671 E. 2, 208, 905



KEY MAP

LOT CORNER COORDINATES

#	Y	X
31	599.786	2448.241
32	716.143	2448.263
33	663.298	1632.055
34	779.394	1644.281
35	873.093	2072.684
36	1074.196	2072.684
37	1074.196	2199.684
38	863.092	2199.684
39	843.534	2448.286
40	845.835	2477.684
41	1074.196	2477.684
42	1074.196	1803.553
43	899.359	1738.696
44	1074.196	2604.684
45	855.777	2604.684
46	1201.196	2594.684
47	1201.196	2272.684
48	1201.196	1873.316
49	740.099	2143.765
50	624.456	2134.667
51	621.240	2175.541
52	736.883	2184.639
53	724.789	2558.702
54	609.142	2567.755
55	729.789	2594.577
56	729.165	2614.596
57	593.400	2610.113
58	733.150	2614.285



VERDE VALLEY PARKWAY PLACE ADDITION VOL. 10202 PG. 1934 BLOCK A/B/C/D  
BENCHMARK: STANDARD WATER DEPT. BENCHMARK CENTER INLET NW CORNER SECT LINE RD. AND DALLAS PARKWAY  
ELEV. 652.08  
LOCATION: VILLAGE ON THE PARKWAY SECOND INSTALLMENT  
DESIGNED: ALBERT H. HALFF ASSOCIATES, INC. DATE 3-15-78  
REVISION: 1-1-78  
BY: A.H. HALFF  
DATE: 4-25-79  
ENGINEER OF DESIGN: DALLAS WATER UTILITIES DEPT.  
CONTRACT NO. 71-2019, 78-262 P. - Silmson Seal 23, 1978

LOCATION: VILLAGE ON THE PARKWAY PHASE I  
DESIGNED: ALBERT H. HALFF ASSOCIATES, INC. ENGINEERS  
P.E. APPROVED: DATE 10-17-78  
DATE: 10-17-78  
ENGINEER OF DESIGN: DALLAS WATER UTILITIES DEPT.  
CONTRACT NO. 71-2019, 78-262 P. - Silmson Seal 23, 1978

**WATER & SANITARY SEWER PLANS**  
VILLAGE ON THE PARKWAY  
VILLAGE PARKWAY VENTURE  
ALBERT H. HALFF ASSOCIATES, INC. - ENGINEERS  
CITY OF ADDISON, TEXAS

DESIGN	DRAWN	DATE	SCALE	NOTES	FILE	NO.
A.H. HALFF	T.P.	MAY 1978	1"=40'	6143	411Q	1960