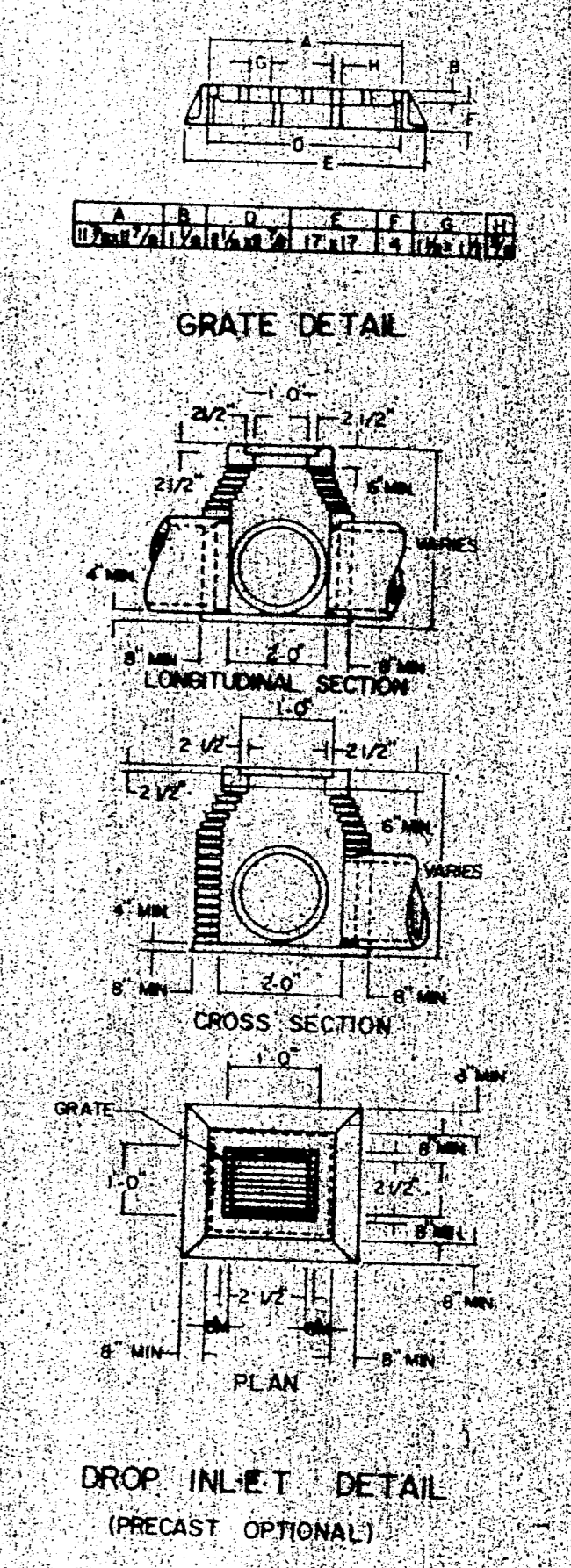
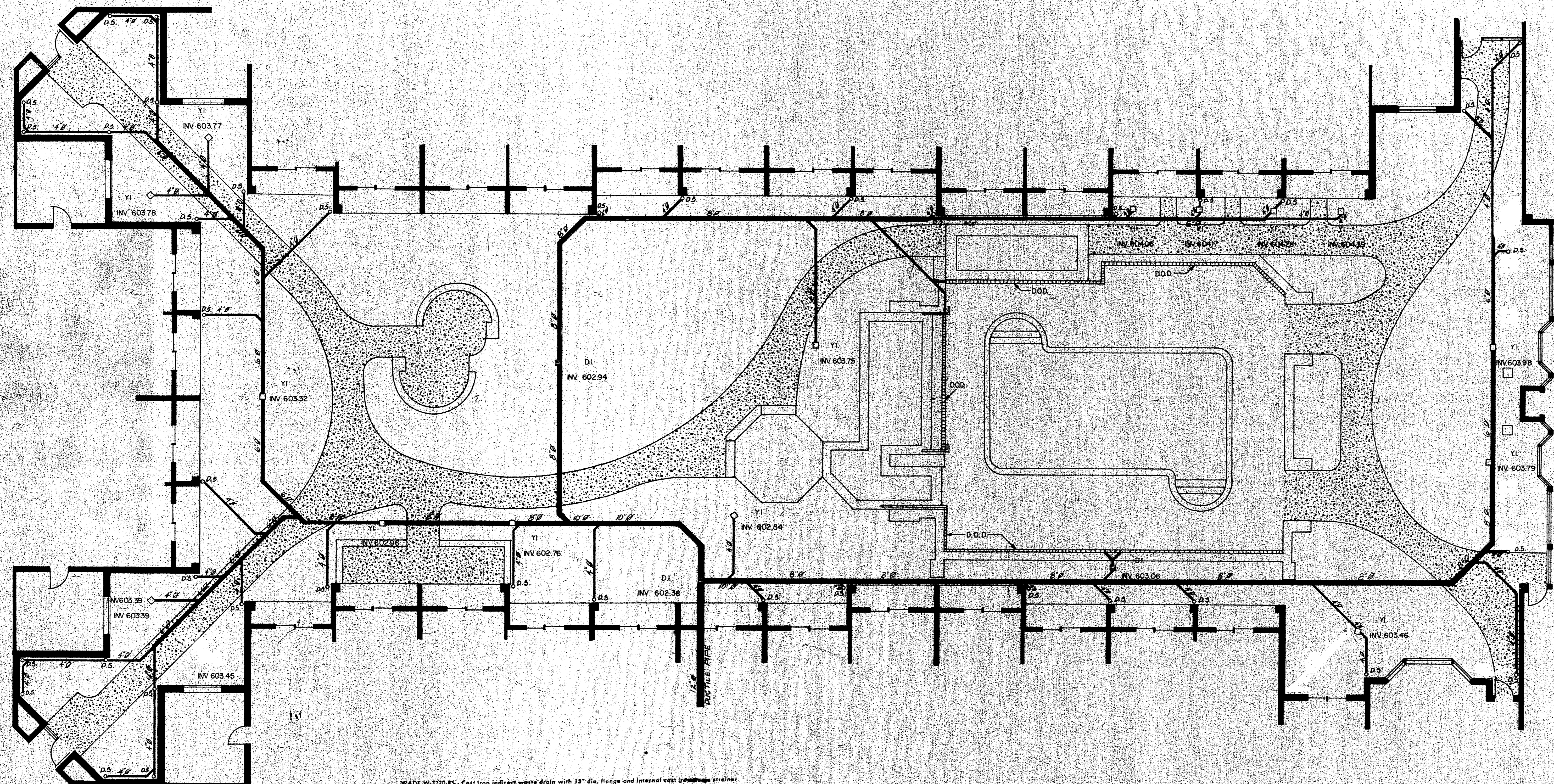
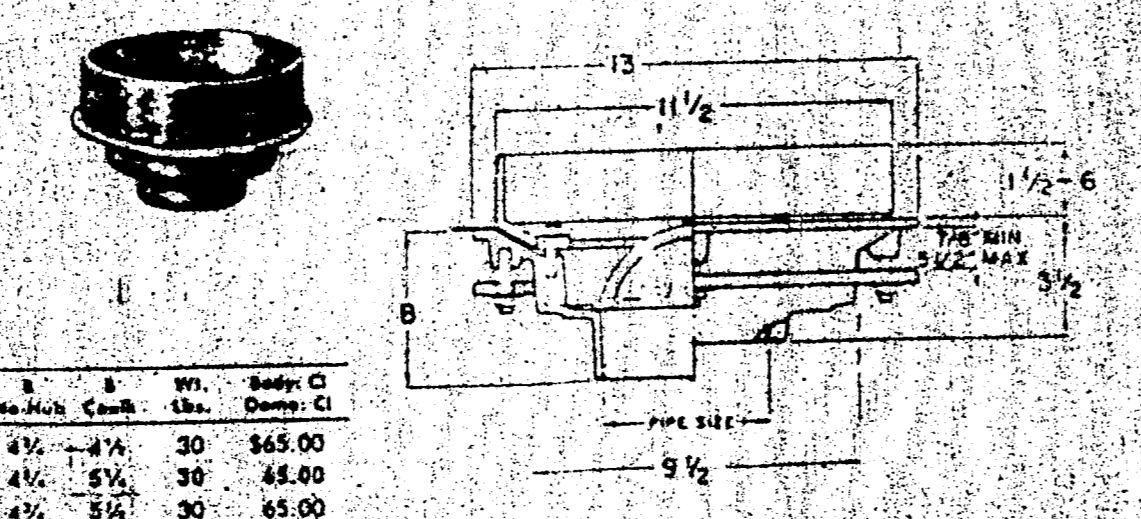


REVISION



- GENERAL NOTES**
- REFER TO LANDSCAPE PLAN FOR COURTYARD LAYOUT AND GRADING.
 - ALL PIPE PVC UNLESS OTHERWISE NOTED.
 - ALL PIPE PLACED ON 12" COILS.
 - ALL YI USE WADE W-3224-RS OR EQUIVALENT ACCEPTED BY MARBOTT.
 - ALL D.O. USE MENEAH R-3403-J1 OR EQUIVALENT ACCEPTED BY MARBOTT.

WADE W-3224-RS - Cast iron indirect waste drain with 12" dia. flange and internal cast (pressure) strainer.
 W-3220-RS




Eq. No.	Part	Q'ty	Unit	Price	Total
W-3224-RS	2	4 1/2" x 4 1/2"	30	\$45.00	
W-3220-RS	3	4 1/2" x 5 1/2"	30	\$65.00	
W-3224-RS	4	4 1/2" x 5 1/2"	30	\$65.00	
W-3224-RS	5	4" x 4 1/2"	30	\$88.00	
W-3224-RS	6	5 1/2" x 30"	30	\$88.00	

PRICES BASED ON 2 1/2" HIGH COILAR.
 ADD FOR: Coil: \$28.40, Throat Outlet \$4.50
 OUTLET: No Hub Inside Coult w/ Thread.

The undersigned on this date does hereby certify that a visual and on the ground measured location of the abovementioned utilities to include Texas Power and Light, Water, Sanitary Sewer, and Storm Sewer is as shown hereon. Some underground dimensions were provided by the utility contractor and no attempt was made to excavate above said utilities to determine exact location, size and excavation. Only visual and accessible facilities can be ascertained.

Edward D. Hill, P. E.
 Registered Professional Engineer
 Date: 4/24/81




- LEGEND**
- - 12" DROP INLET
 - - 9" YARD INLET
 - D.O.D. - DECK-O-DRAIN

AS BUILT DRAWINGS

RBA ENGINEERS & PLANNERS
 1375 PEACHTREE STREET, N.E., SUITE 1000
 ATLANTA, GA 30309
 (404) 881-6266

MIDWAY COURTYARD
ADDISON, TEXAS



ISSUED FOR CONSTRUCTION
 NOT ISSUED FOR CONSTRUCTION

Date: 7/17/85
 Job Number: 5572
 Drawn By: ABE
 Checked By: L&M
 Sheet: C-4

COURTYARD DRAINAGE PLAN