







**LEGEND**


-  INSTALL INLET PROTECTION
-  INSTALL SILT FENCE
-  EXISTING CONTOUR LINE
-  PROPOSED CONTOUR LINE
-  INSTALL TEMPORARY CONSTRUCTION ENTRANCE W/ 3"-5" ROCK MINIMUM.

**BENCHMARKS:**  
 BM#1  
 BRASS DISC AT THE SOUTHWEST CORNER OF A 10' CURB INLET, ON THE WEST SIDE OF QUORUM DRIVE, 186 FEET ± SOUTH OF EDWIN LEWIS ROAD AS SHOWN.  
 ELEVATION = 630.11

**RAYMOND L. GOODSON JR., INC.**  
 CONSULTING ENGINEERS  
 12001 N. CENTRAL EXPRESSWAY, SUITE 300  
 DALLAS, TEXAS 75243 214/739-8100  
 E-MAIL: rlg@rlginc.com FIRM REG. F-493



**APPROVED FOR CONSTRUCTION**  
 INFRASTRUCTURE & DEVELOPMENT SERVICES

BY:   
 DATE: 10/16/18

IN APPROVING THESE PLANS, THE TOWN OF ADDISON ASSUMES NO RESPONSIBILITY FOR THE ACCURACY OF THE DATA WHICH REMAINS WITH THE ENGINEER OF RECORD.  
 16801 WESTGROVE DRIVE, ADDISON, TX 75001 - (972) 450-2871

SHEET NO.  
**C7.00**

**NOTE TO CONTRACTOR:**  
 NEXT DOWNSTREAM INLET ON EDWIN LEWIS DR. SHOULD ALSO HAVE INLET PROTECTION.

|  |                     |          |        |          |             |            |
|--|---------------------|----------|--------|----------|-------------|------------|
| <b>EROSION CONTROL PLAN</b>                  |                     |          |        |          |             |            |
| <b>WESTERN INTERNATIONAL OFFICE BUILDING</b> |                     |          |        |          |             |            |
| <b>WESTERN INTERNATIONAL</b>                 |                     |          |        |          |             |            |
| <b>MAYSE &amp; ASSOCIATES INC.</b>           |                     |          |        |          |             |            |
| <b>TOWN OF ADDISON, TEXAS</b>                |                     |          |        |          |             |            |
| DESIGN                                       | DRAWN               | DATE     | SCALE  | XREF     | FILE        | NO.        |
| RLG  | RLG                 | 10/16/18 | 1"=20' | 1813.013 | <b>1813</b> | <b>013</b> |
| JOB NO.                                      | 1813.013 SUBMITTAL: |          |        |          |             |            |

P:\CWA\2018\1813\1813.013\1813.013.001 EROSION CONTROL PLAN.dwg - 10/16/2018 10:47:49 AM - C:\Users\