

SEAL:



This drawing and all prints of it are the property of Mayse & Associates, Inc. Reproductions of these drawings without the written consent of Mayse & Associates, Inc. is not permitted, and Mayse & Associates, Inc. retains all common law and statutory and other reserved rights, including the copyright.

Engineer:
LANDSCAPE ARCHITECT
STUDIO GREEN SPOT, INC.
1784 W. McDERMOTT DRIVE
SUITE 110
CHRIS TRONZANO
(469) 369-4448
CHRIS@STUDIOGREENSPOT.COM

WESTERN INTERNATIONAL OFFICE BUILDING

15275 QUORUM DR.
ADDISON, TX 75001



TEXAS WESTERN HOSPITALITY

WESTERN INTERNATIONAL
13647 MONFORT DRIVE
DALLAS, TX 75240

Revisions:
09-09-2018- PERMIT ISSUE

09-27-2018- ADDENDUM #1 CIVIL COMMENTS

10-16-2018- ISSUE FOR CONSTRUCTION- CIVIL

05-20-2019- CITY COMMENTS

05-20-2019- ASI#7 HARDSCAPE

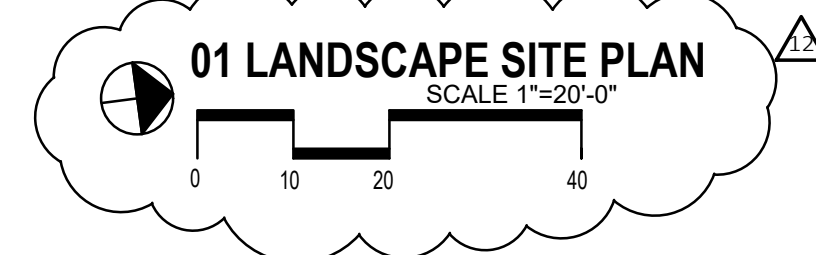
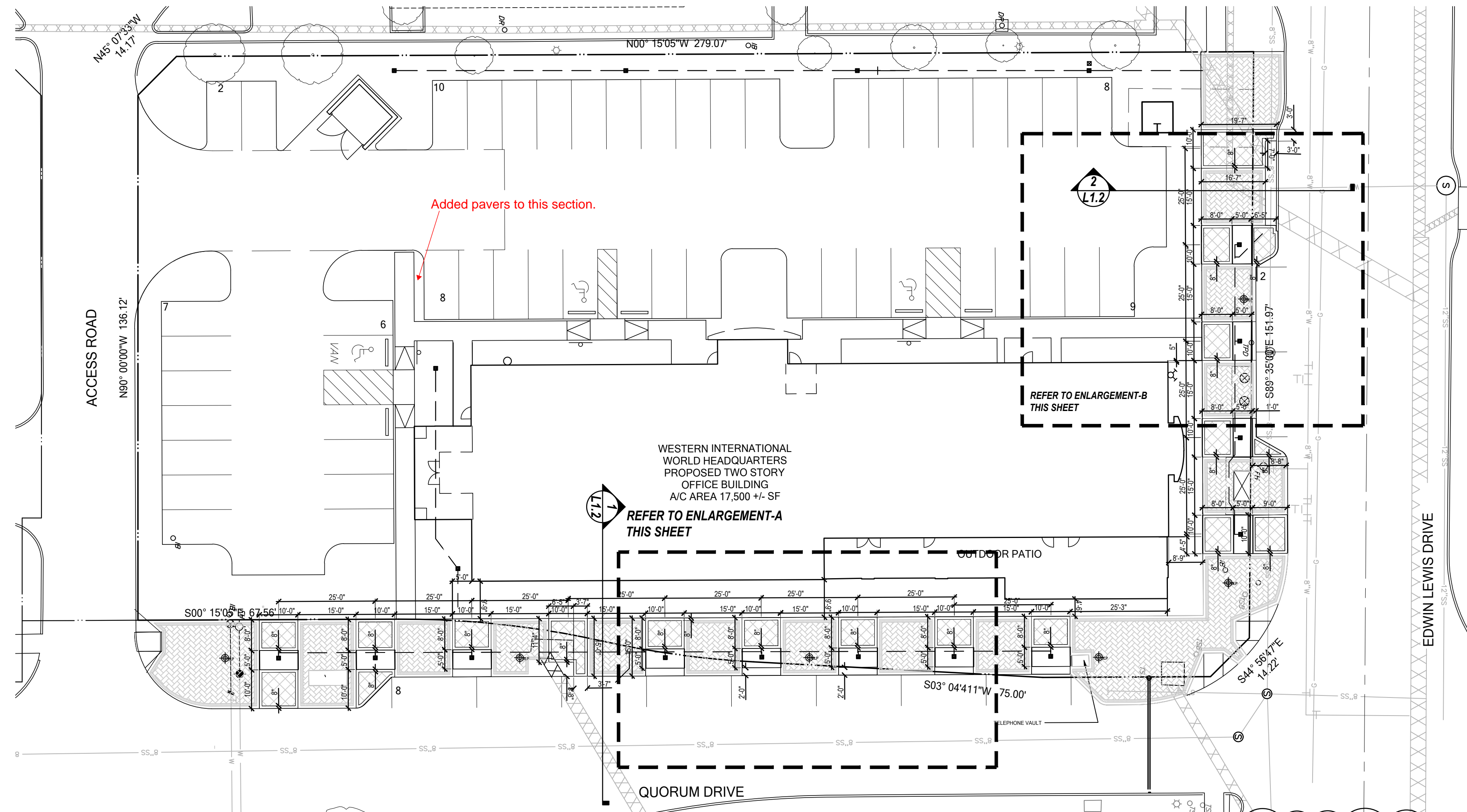
date
05/20/2019

job no.
17161

sheet title
HARDSCAPE PLAN

sheet no.

L1.1

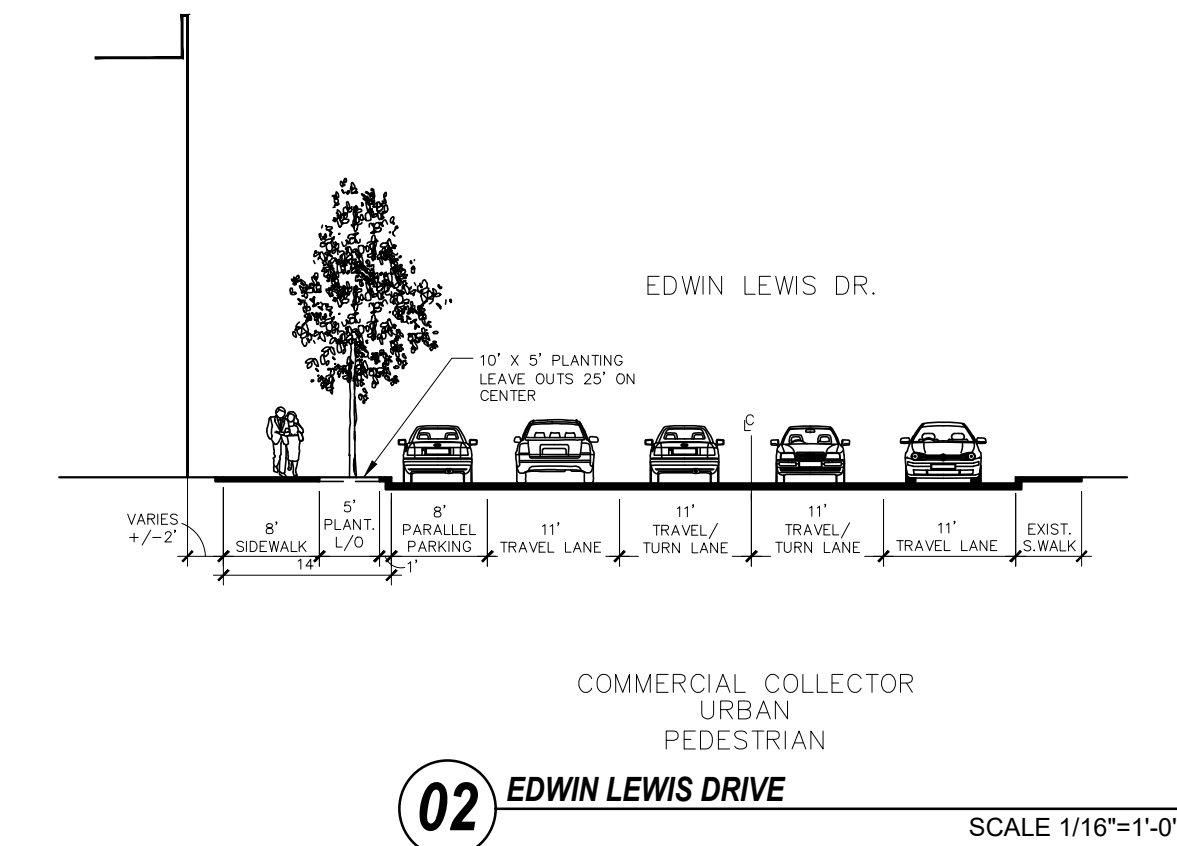
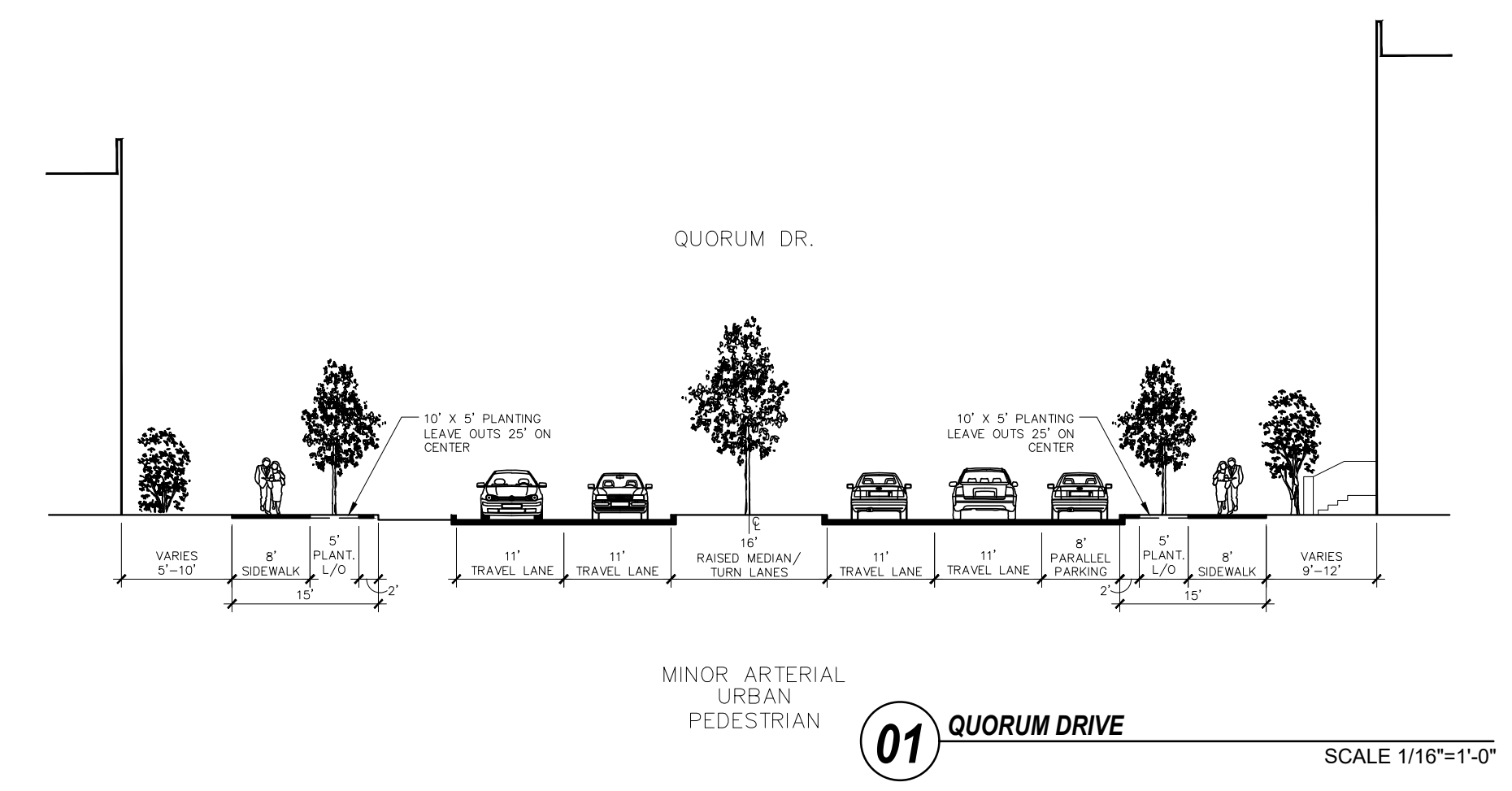


- ### DRAINAGE NOTES
1. Contractor responsible for providing all materials and labor for the installation of the subsurface drainage system.
 2. All drainlines to be 4" PVC minimum.
 3. There shall be a minimum half (1/2 %) percent flow line fall along drainage lines.
 4. All catch basins shall be 9" square NDS drain basins. Area drains in the turf area shall have flat drain grates, drains in planting areas shall have atrium drain grates. Contractor to submit catch basin specs. to Landscape Architect for approval before installation.
 5. Contractor to provide a minimum two (2 %) percent fall away from all structures.
 6. Contractor to verify all proposed grades and report any problems to the Landscape Architect.

- ### CONCRETE ROCK SALT FINISH NOTES
1. Apply coarse grained rock salt as concrete reaches initial set. Application of rock salt to be seeded with hand held spreader. Alternative methods must be approved by Architect / Owner prior to beginning of work.
 2. Cover concrete with one-mil. plastic sheeting and float and trowel surface to trap salt into concrete surface. Remove plastic sheeting immediately after floating and troweling.
 3. Saturate concrete surface with water and sweep to remove salt after final set.
 4. The architect reserves the right to reject any and all work executed by the Contractor which does not meet his/her expectations and Manufacturers Specifications.
 5. The Contractor shall construct a sample panel 5'-0" by 5'-0" on site, at no expense to the Owner, for approval by the Architect / Owner prior to commencing work.



STREETSCAPE EXAMPLE AT IDA CLAIRE - QUORUM DRIVE STREET FRONTAGE



ACTION		
APPROVED	DENIED	
STAFF	Date	Initials
COUNCIL	Date	Initials

See the Staff Approval Letter or Council Result Memo for any conditions associated with the approval of the project

LOT 2
QUORUM CENTRE- EAST NO. 2 ADDITION
TOWN OF ADDISON
LOCATED IN THE G.W. FISHER SURVEY,
ABSTRACT NO. 482, DALLAS COUNTY, TEXAS