
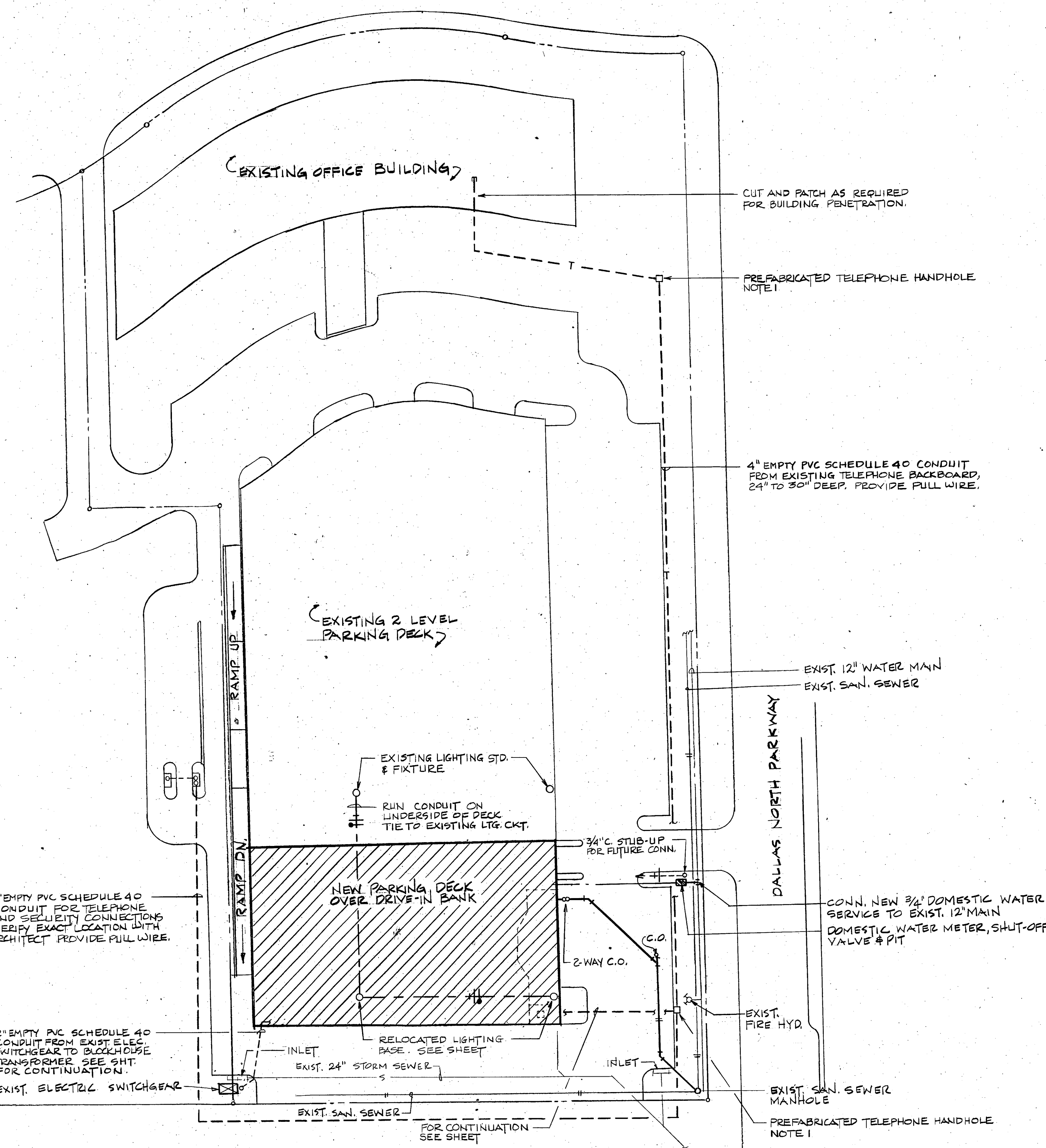


DUCTWORK LEGEND	
SINGLE LINE	DOUBLE LINE

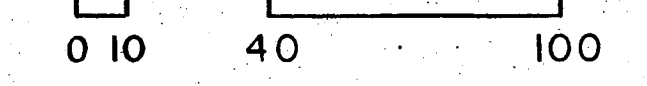
STANDARD MECHANICAL SYMBOLS	
	DOMESTIC COLD WATER
	DOMESTIC HOT WATER SUPPLY
	DOMESTIC HOT WATER RECIRCULATION
	IBO? HOT WATER SUPPLY
	IB? HOT WATER RECIRCULATION
	TEMPERED DOMESTIC HOT WATER
	AIR LINE
	GAS LINE
	VACUUM LINE
	OXYGEN LINE
	SANITARY SEWER
	SANITARY SEWER BELOW FLOOR
	SANITARY VENT
	STORM SEWER
	ACID WASTE
	ACID VENT
	DRAIN LINE
	SUB-SOIL DRAIN
	PURGED SANITARY VALVE
	CLEANOUT
	HOSE BIBB
	SHOWER HEAD
	DRAIN TYPE
	GATE VALVE
	BALL VALVE
	GLOBE VALVE
	BUTTERFLY VALVE
	PLUG COCK
	ANGLE VALVE
	ROLLER BLOW-DOWN VALVE
	CHECK VALVE
	AUTOMATIC CONTROL VALVE
	AUTOMATIC CONTROL VALVE (THREE WAY)
	AUTOMATIC CONTROL VALVE (ISOLATION)
	AUTOMATIC CONTROL VALVE (BUTTERFLY)
	SOLENOID VALVE
	PRESSURE REDUCING VALVE
	PRESSURE RELIEF VALVE
	GAUGE COCK
	PRESSURE GAUGE WITH GAUGE COCK
	THERMOMETER
	THERMOMETER WELL
	FLOW METER
	RAMENLOW THERMOSTAT
	MANUAL AIR VENT
	AUTOMATIC AIR VENT
	FLOW SWITCH
	PIPE SLEEVE THRU WALL OR FLOOR
	EXPANSION JOINT
	PIPE GUIDE
	FLEXIBLE PIPE JOINT
	ANCHOR
	STRAINER
	UNION
	CONCENTRIC REDUCER
	ECCENTRIC REDUCER
	DIRECTION OF FLOW
	DIRECTION OF SLOPE
	VACUUM BREAKER
	CHILLED WATER SUPPLY
	CHILLED WATER RETURN
	CONDENSER WATER SUPPLY
	CONDENSER WATER RETURN
	HEATING WATER SUPPLY
	HEATING WATER RETURN
	LOW PRESSURE STEAM
	MEDIUM PRESSURE STEAM
	HIGH PRESSURE STEAM
	LOW PRESSURE CONDENSATE
	MEDIUM PRESSURE CONDENSATE
	HIGH PRESSURE CONDENSATE
	PUMPED CONDENSATE
	REFRIGERANT SUCTION
	REFRIGERANT LIQUID
	HOT GAS
	FUEL OIL SUPPLY
	FUEL OIL RETURN
	FLOAT & THERMOSTATIC STEAM TRAP
	BUCKET STEAM TRAP
	THERMOSTATIC STEAM TRAP
	THERMODYNAMIC STEAM TRAP
	REFRIGERANT SIGHT GLASS
	REFRIGERANT EXPANSION VALVE
	THERMOSTAT
	HUMIDISTAT

STANDARD ELECTRICAL SYMBOLS	
	CEILING OUTLET
	WALL OUTLET
	FLUORESCENT FIXTURE
	FLUORESCENT FIXTURE, WALL MOUNTED
	OUTLET OR FIXTURE ON EMERGENCY CIRCUIT
	EXIT LIGHT
	JUNCTION BOX IN CEILING SPACE
	JUNCTION BOX IN WALL
	EMERGENCY BATTERY LIGHT UNIT
	REMOTE HEAD LIGHT
	JUNCTION BOX, 277/480V
	SINGLE POLE SWITCH
	DOUBLE POLE SWITCH
	THREE WAY SWITCH
	FOUR WAY SWITCH
	SWITCH WITH PILOT LIGHT
	AUTOMATIC DOOR SWITCH
	LETTER 'K' (BY SWITCH INDICATES KEY OPERATED)
	DIMMER SWITCH
	DUPLIX CONVENIENCE OUTLET AT STANDARD HEIGHT
	DUPLIX CONVENIENCE OUTLET AT NON-STANDARD HEIGHT
	SINGLE CONVENIENCE OUTLET
	SPLIT DUPLEX CONVE. OUTLET
	SPECIAL PURPOSE OUTLET
	FLOOR OUTLET FOR POWER
	FLOOR OUTLET WITH DUPLEX RECEPT.
	FLOOR OUTLET WITH SINGLE RECEPT.
	MULTI-OUTLET ASSEMBLY
	CONDUIT IN CEILING OR WALL
	CONDUIT IN OR UNDER FLOOR
	CONDUIT EXPOSED
	FLEXIBLE CONDUIT AND WIRES
	CONDUIT STUBBED-UP
	CONDUIT STUBBED-DOWN
	HOME RUN TO PANELBOARD
	SWITCH LEG
	CLOCK, OUTLET ONLY
	CLOCK OUTLET WITH CLOCK
	PUSH BUTTON
	BELL
	BUZZER
	INTERCOM OR PRIVATE TELEPHONE
	INTERCOM OR PRIVATE TELEPHONE
	TELEPHONE OUTLET, WALL MOUNTED
	FLOOR TELEPHONE OUTLET
	TELEPHONE BACKBOARD
	TELEPHONE CABINET
	SPEAKER OUTLET, CEILING MOUNTED
	SPEAKER OUTLET, WALL MOUNTED
	VOLUME CONTROL OUTLET, WALL MOUNTED
	MICROPHONE OUTLET, WALL MOUNTED
	MICROPHONE OUTLET, FLOOR BOX
	FIRE ALARM MANUAL STATION
	FIRE ALARM BELL
	FIRE ALARM CONTROL CABINET
	FIRE ALARM ANNUNCIATOR
	FIRE ALARM AUTOMATIC DETECTOR
	FIRE ALARM AUTOMATIC DETECTOR
	T.V. OUTLET, WALL MOUNTED
	FLOOR T.V. OUTLET
	MULTI-OUTLET T.V. ASSEMBLY
	OUTLET FOR RADIO ANTENNA
	MOTOR
	MAGNETIC MOTOR STARTER
	SINGLE PHASE MANUAL MOTOR STARTER
	DISCONNECT SWITCH
	THREE PHASE MANUAL MOTOR STARTER
	THERMOSTAT
	TIME SWITCH
	CONTACTOR
	PHOTOCELL
	LIGHTING PANELBOARD ("A")
	LIGHTING PANELBOARD ("AA")
	DISTRIBUTION PANEL ("DPA")
	DRY TYPE TRANSFORMER ("TT")
	MOTOR CONTROL PANEL ("MCP-A")
	MAIN DISTRIBUTION SWITCHBOARD ("MDS")
	WIREWAY
	UNDERFLOOR DUCT JUNCTION BOX
	UNDERFLOOR DUCT OUTLET, ELEC.
	UNDERFLOOR DUCT OUTLET, HEATING
	UNDERFLOOR DUCT OUTLET, MECH.
	LETTERS WP BY OUTLET OR EQUIPMENT INDICATES WEATHERPROOFING
	LETTERS NL INDICATES OUTLET OR LIGHT BRIGHT
	LETTERS AFF INDICATES ABOVE FINISHED FLOOR
	NUMBER BY OUTLET INDICATES CIRCUIT NUMBER
	CAPITAL LETTER BY OUTLET INDICATES CIRCUIT FLOOR TYPE
	LETTERS PS BY OUTLET INDICATES PULL CHAIN SWITCH
	LETTERS ADT BY OUTLET INDICATES ADT SECURITY SIS

- NOTES:  
 1. PREFABRICATED TELEPHONE HANDHOLE - 4'-0" x 6'-6" x 6'-6"  
 WITH 3'-0" x 5'-0" HINGED COVER. BROOKS # 46-66-5KO-BC.  
 (BROOKS PRODUCTS, ARLINGTON, TX.) VERIFY EXACT LOCATION  
 WITH ARCHITECT.



SITE PLAN-MECHANICAL & ELECTRICAL



FOR PRICING ONLY  
 NOT FOR CONSTRUCTION

Texas Commerce Bancshares, Inc.	Owner			
Hellmuth, Obata & Kassabaum, Inc. Ellisor & Tanner, Inc. Herman Blum Consulting Engineers	Architect Structural Engineers Mech./Elec. Engineers	Job No. -	T	Detail
		1041-001		
		MAY 1, 1981		Category
		Preliminary		ME-1
		Revisions		