


GENERAL NOTES

1. WATER LINES SHALL BE LOCATED A MINIMUM OF 48" DEPTH EXCEPT WHERE NOTED.
2. 6" GATE VALVES SHALL BE INSTALLED WITH ALL FIRE HYDRANTS.
3. ALL FIRE HYDRANTS SHALL BE LOCATED 1.5 FEET INSIDE R.O.W.
4. ALL STORM DRAIN CURB INLETS SHALL BE RECESSED AND STANDARD 10" INLETS.
5. ALL MATERIALS AND WORKMANSHIP TO CONFORM TO CITY OF ADDISON STANDARDS.
6. WATER MAIN TO BE AT THE FOLLOWING DEPTH BETWEEN THE LISTED STATIONS.
 - 1) 7+20 to 7+30 6 FT. to E. AT STORM DRAIN.
 - 2) 7+40 8" CROSSING 8 FT. to E. AT STORM DRAIN.
 - 3) 29+90 8" CROSSING 8.5 FT. to E. AT STORM DRAIN.
 - 4) 35+20 to 35+70 11 FT. to E.
 - 5) 12" CROSSING AT FACTORY 8 FT. to E. AT STORM DRAIN.
 - 6) 12" FACTORY AT MARCEY 6 FT. to E. AT STORM DRAIN.
7. ALL 8" SANITARY SEWER STUBS to be LAID ON A 1% GRADE.

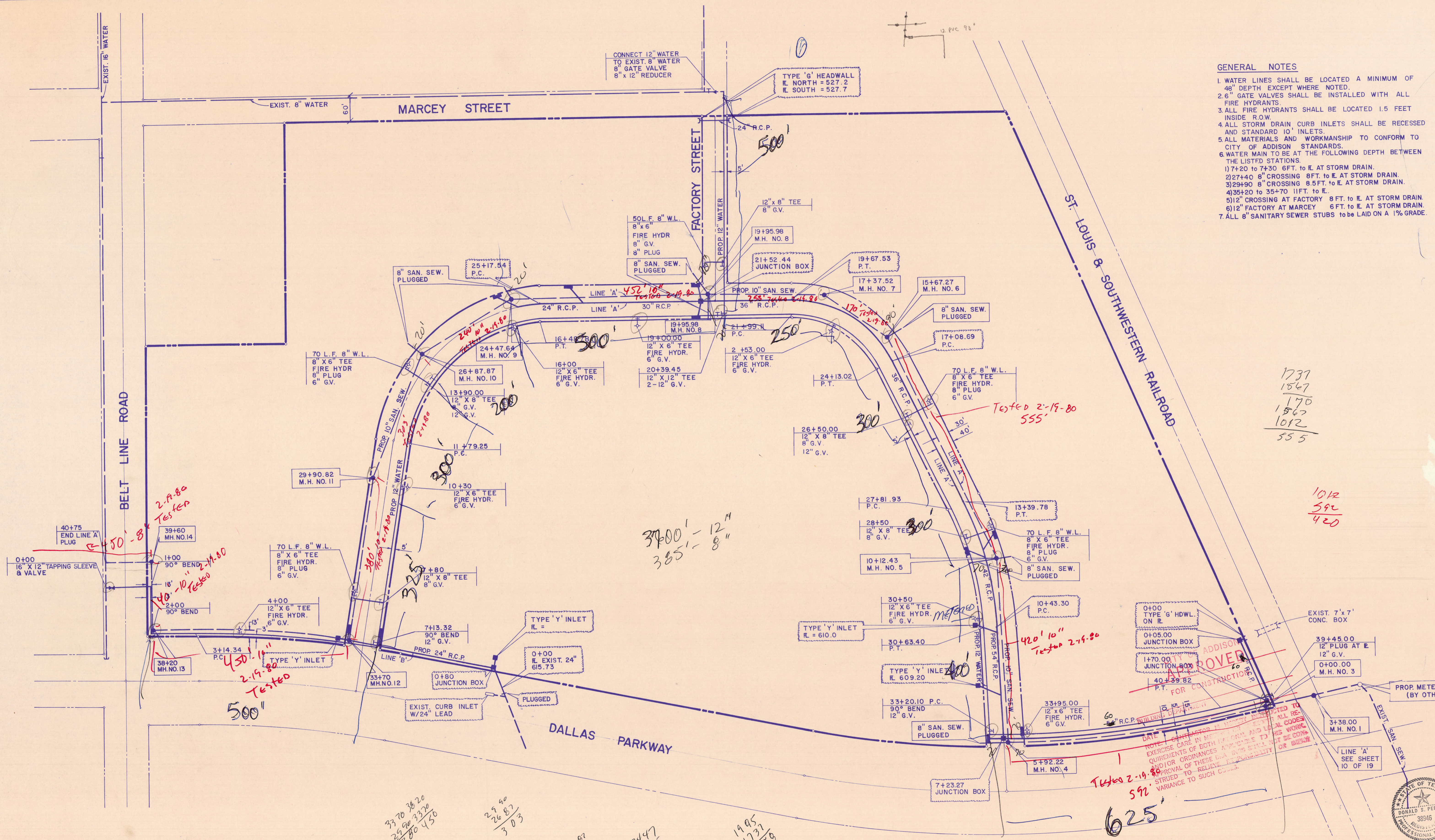

1737
1567
170
1567
1012
555

1012
592
420

DATE: 2-19-80
NOTE: CONTRACTOR IS RESPONSIBLE TO EXERCISE CARE IN MEETING ALL REQUIREMENTS OF BOTH NATIONAL AND LOCAL CODES AND FOR APPROVAL OF THESE CHANGES TO BE CONSIDERED TO RELIEVE RESPONSIBILITY OR LIABILITY OF VARIANCE TO SUCH CODES.



UTILITY SITE PLAN
QUORUM NORTH
CITY OF ADDISON, TEXAS



3560
3320
140

3370 3820
2990 3320
380 450

2280
2087
303

2447
1992
270

2447
1992
452

1995
1237
259

385' - 8"
4200' - 12"
1445
1327
258

592

625'