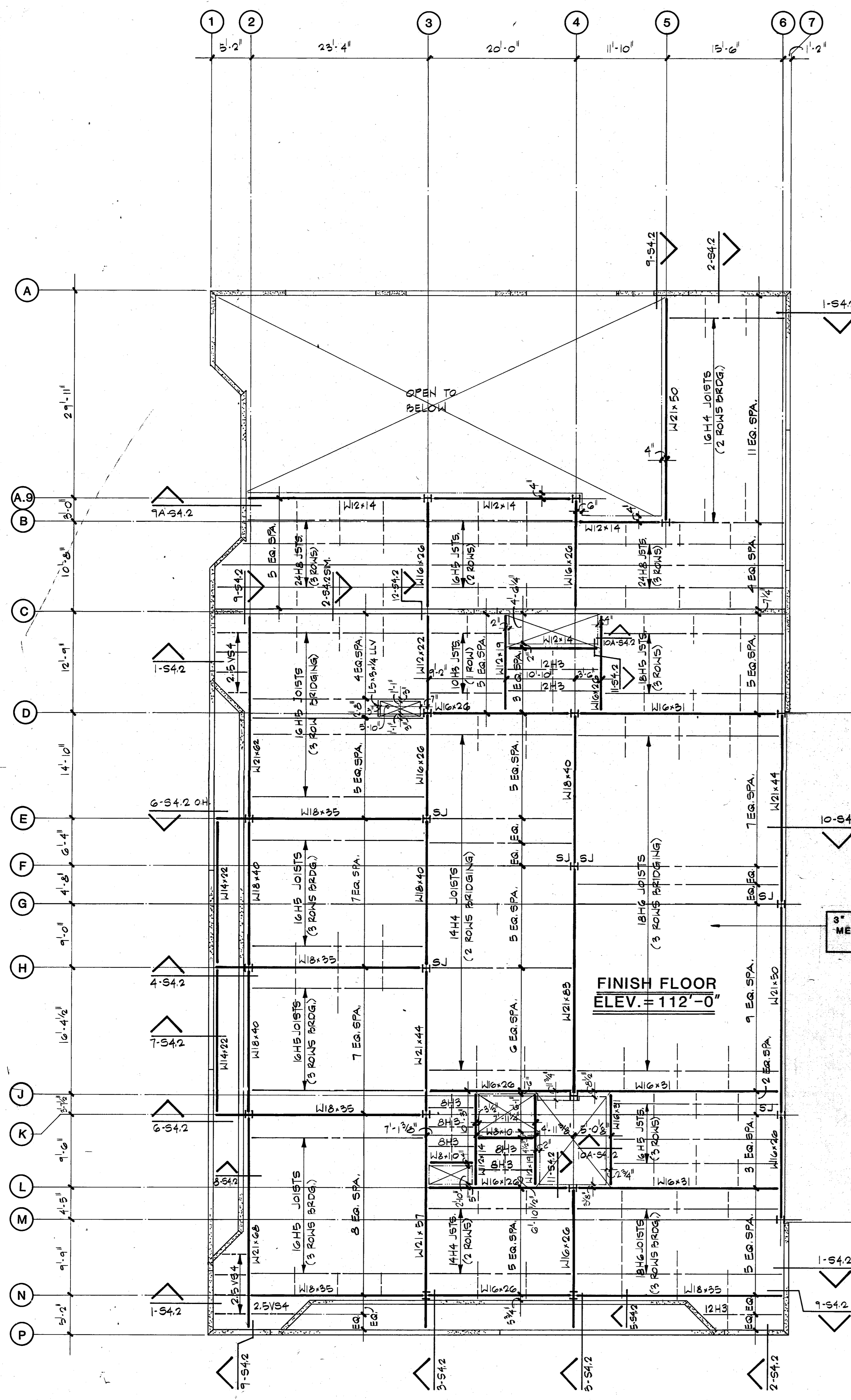


A B C D E F G H I J K L M N O P Q R S T U V W X Y Z AA BB CC DD EE FF GG HH II JJ KK LL MM NN OO PP QQ RR SS TT UU VV WW XX YY ZZ

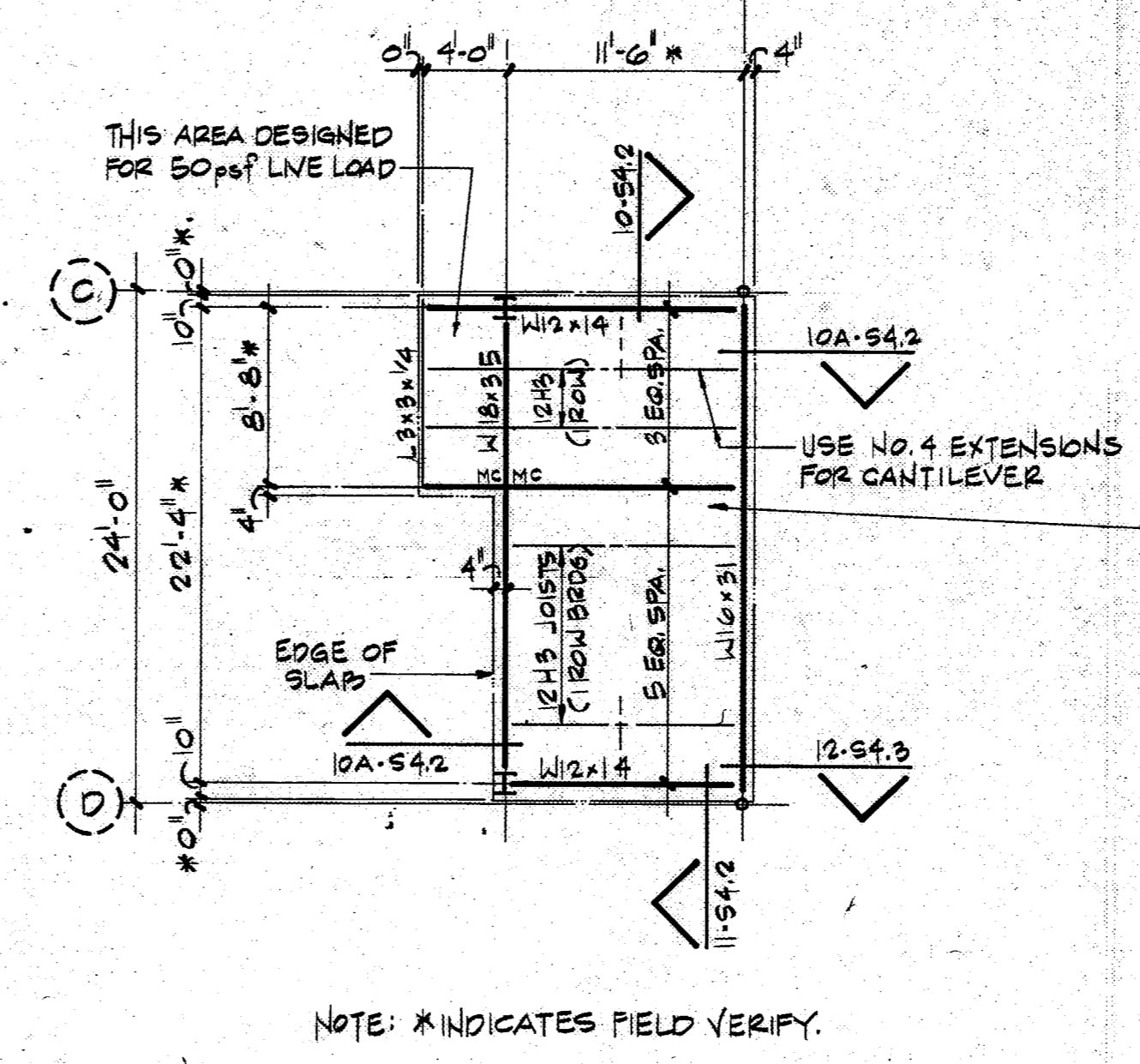


**SECOND FLOOR FRAMING PLAN**  
SCALE: 1/8" = 1'-0"

- PLAN NOTES:
- 1.) REFERENCE ELEVATION 100'-0" EQUALS SITE ELEVATION 657'-50".
  - 2.) REFERENCE SHEET S1.1 FOR GENERAL NOTES AND TYPICAL DETAILS.
  - 3.) REFERENCE SHEET S4.2 & S4.3 FOR FRAMING DETAILS.

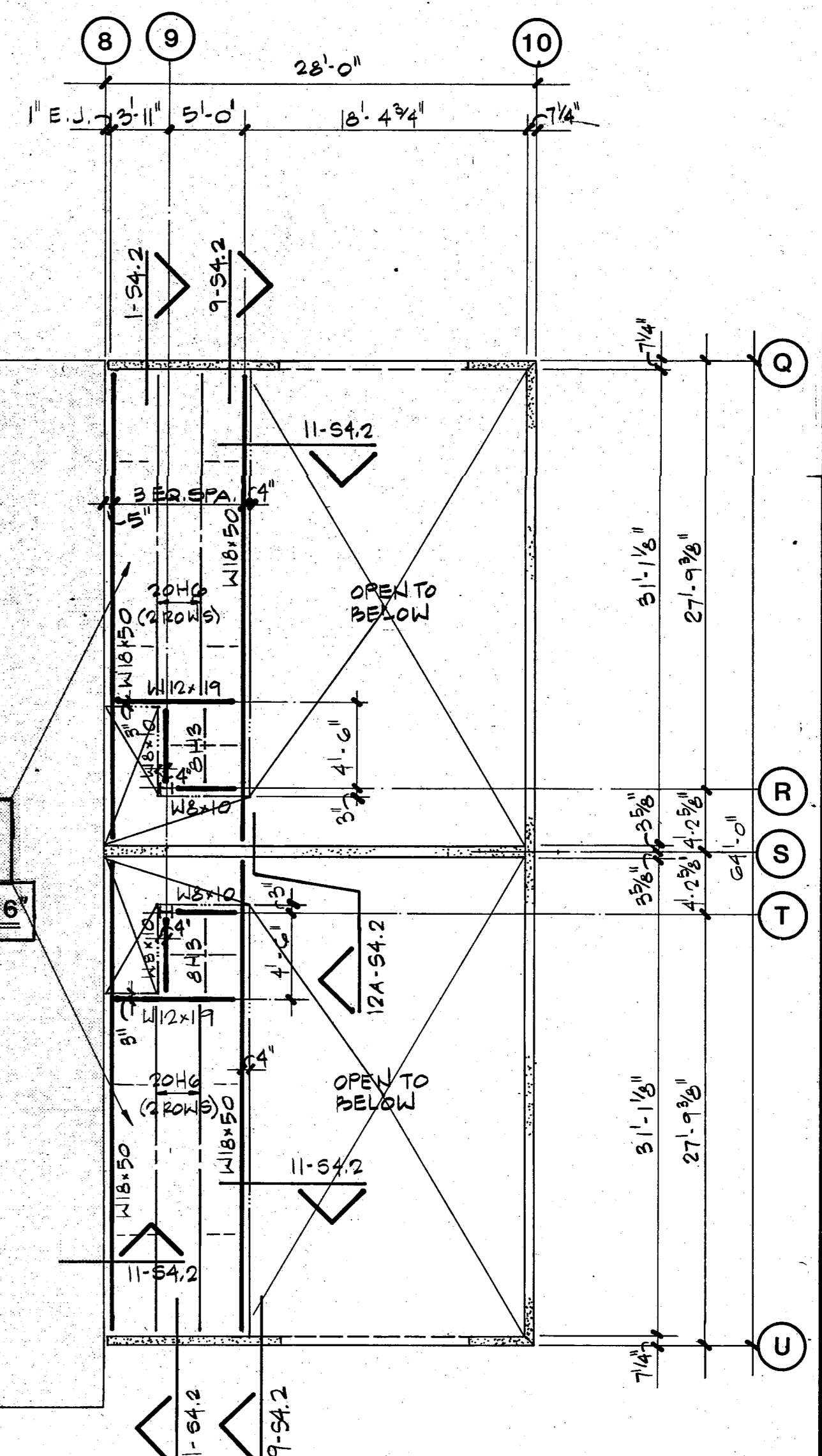
**TOWN OF ADDISON**  
BUILDERS CITY OF PLANS  
This set of plans contains various corrections and comments made by the City Staff. All trades will be required to comply with these corrections and comments. Failure to inform all trades of this information will not be accepted as a reason to approve construction which is in violation of local ordinances.  
This set of plans is to be kept on the job site at all times and is to be made available for use by city inspectors at their request. Failure to have these plans available may delay approval of a requested inspection.

EXISTING BLDG.




NOTE: \* INDICATES FIELD VERIFY.


3" THICK CONG. SLAB OVER METAL FORMDECK REINF. W/ 4x4-W2.1xW2.1  
FINISH FLOOR ELEV. = 108'-6"



PRELIMINARY DRAWING  
NOT TO BE USED FOR CONSTRUCTION



**INTERFIELD ENGINEERING CO.**  
CONSULTING ENGINEERS  
6401 N. CENTRAL EXPWY.  
SUITE 340  
DALLAS, TEXAS 75205  
(214) 626-6854



**EDI ARCHITECTS, INC.**  
ARCHITECTURE PLANNING ENGINEERING INTERIOR DESIGN  
8490 WALNUT HILL LANE, SUITE 100  
DALLAS, TEXAS 75201  
AUSTIN, TEXAS 78701  
512 / 458-6338

---

TOWN OF  
**ADDISON**

---

**ADDITION TO  
PUBLIC WORKS SERVICE CENTER**  
Westgrove Road  
Addison Texas

---

DATE:  
**11 JUNE 88**  
**24 JULY 1988 - BID**

---

SHEET NO:  
**S2.2**  
OF SHEETS  
JOB NO: **851-137**