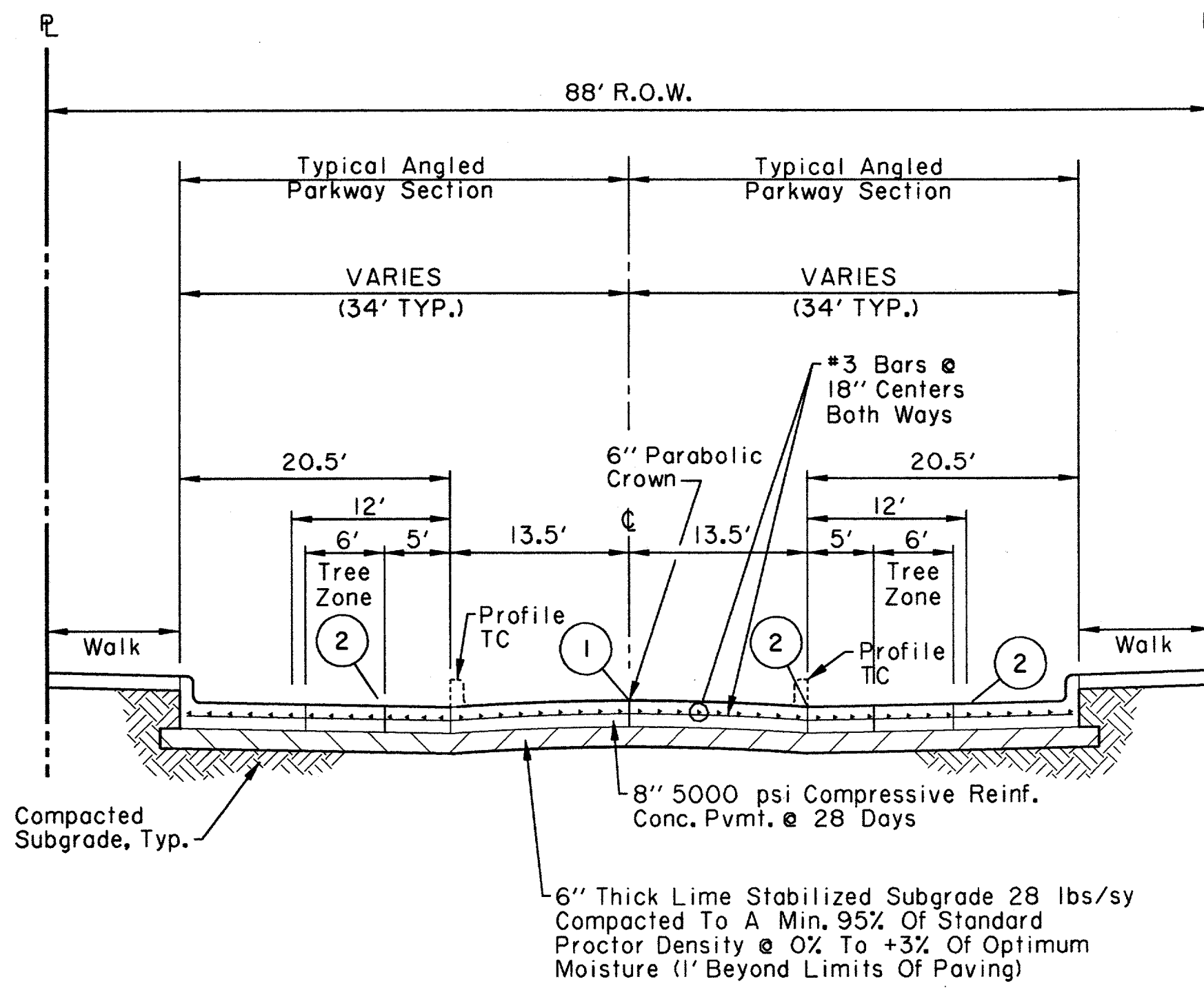


**2 LANES UNDIVIDED
SPECTRUM DRIVE (NORTH EXTENSION)**

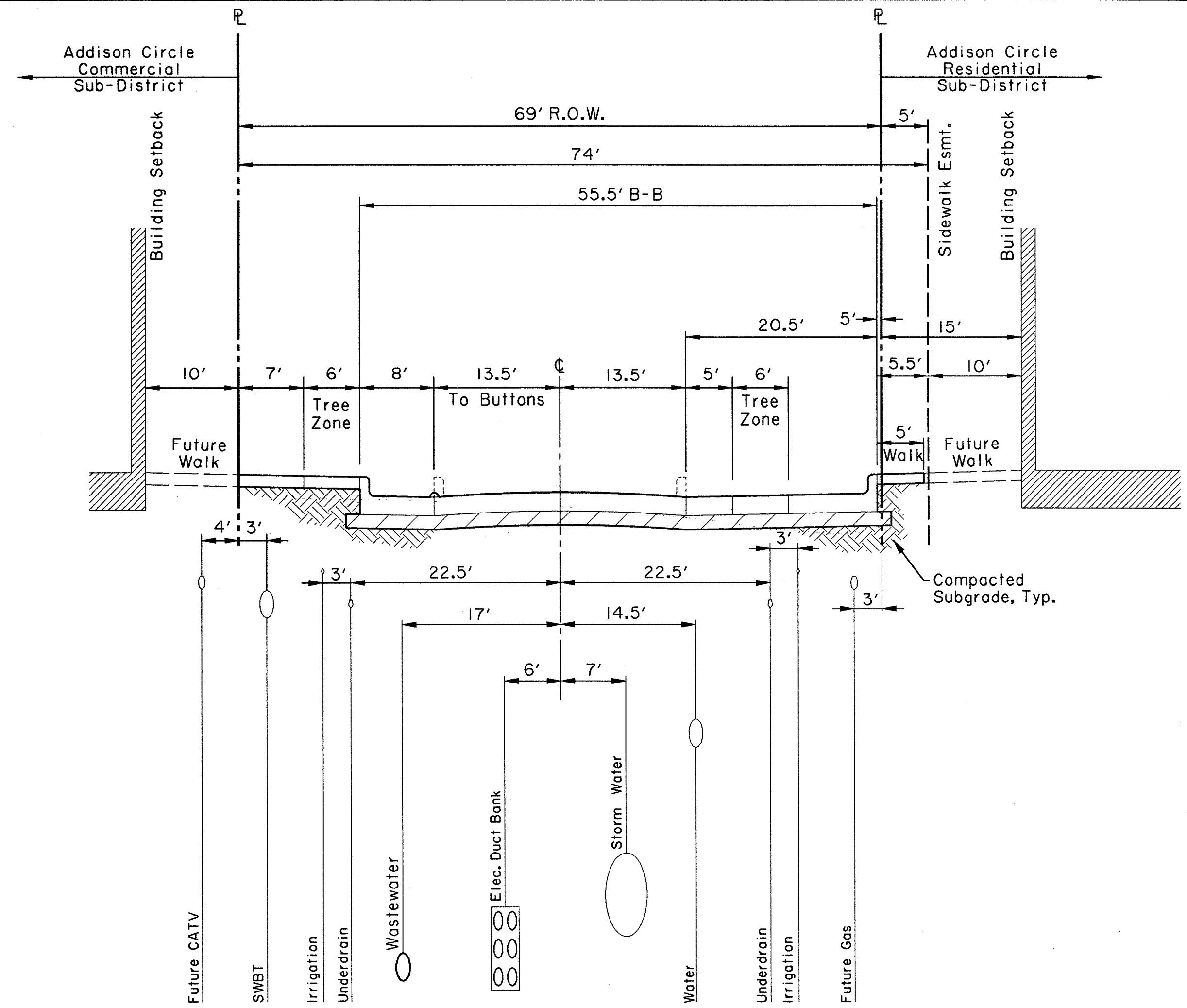
(LOOKING SOUTH)

- ① SAWED LONGITUDINAL DUMMY JOINT (SEE SHEET 8 FOR TYPICAL SPACING)
- ② CONSTRUCTION JOINT (SEE SHEET 8 FOR TYPICAL SPACING)
- ③ EXPANSION JOINT (SEE PAVING PLANS FOR LOCATION)
- ④ LONGITUDINAL BUTT JOINT (SEE PAVING PLANS FOR LOCATION)

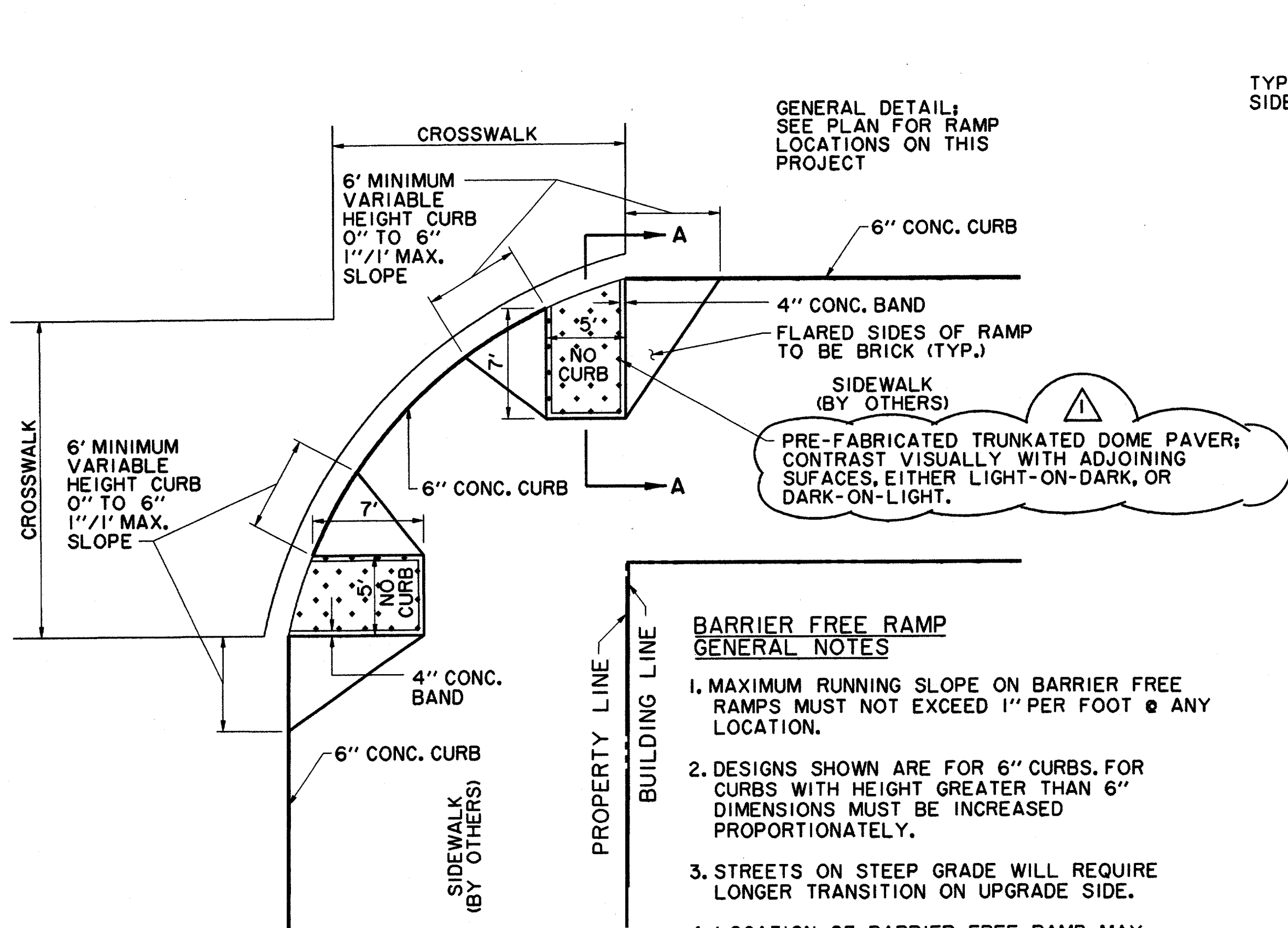


**2 LANES UNDIVIDED
SPECTRUM DRIVE (SOUTH EXTENSION)**

(LOOKING SOUTH)



SPECTRUM DRIVE (NORTH EXTENSION)
(LOOKING SOUTH)




**BARRIER FREE RAMP DETAIL
AT INTERSECTING STREET**

**BARRIER FREE RAMP
GENERAL NOTES**

1. MAXIMUM RUNNING SLOPE ON BARRIER FREE RAMPS MUST NOT EXCEED 1" PER FOOT @ ANY LOCATION.
2. DESIGNS SHOWN ARE FOR 6" CURBS. FOR CURBS WITH HEIGHT GREATER THAN 6" DIMENSIONS MUST BE INCREASED PROPORTIONATELY.
3. STREETS ON STEEP GRADE WILL REQUIRE LONGER TRANSITION ON UPGRADE SIDE.
4. LOCATION OF BARRIER FREE RAMP MAY BE SHIFTED TO CLEAR OBSTRUCTIONS.
5. CONC. TO HAVE MINIMUM 3000 PSI COMPRESSIVE STRENGTH @ 28 DAYS.
6. REINFORCEMENT TO BE #3 DEFORMED BARS @ 18" O.C.E.W. & SUPPORTED BY APPROVED BAR CHAIRS ON 3'-0" CENTERS.

NOTES:

1. BACKFILL MATERIAL IS NOT A SEPARATE PAY ITEM. MATERIAL ACQUIRED FROM EXCAVATION MAY BE USED IF APPROVED BY ENGINEER.
2. PAY LINE FOR UNCLASSIFIED STREET EXCAVATION IS TO THE TOE OF SLOPE IN FILL SECTIONS & TOP OF SLOPE IN CUT SECTIONS.
3. SAWED DUMMY JOINTS SHALL BE @ 12'-15' INTERVALS.
4. PROFILE GRADES SHOWN ON THE PAVING PLAN & PROFILE SHEETS ARE TOP OF CURB @ BACK OF CURB FOR A NORMAL ROADWAY CROSS-SECTION AS INDICATED ON THE TYPICAL SECTIONS BY "PROFILE T.C.",
5. CROSS SLOPES ON SIDEWALKS SHALL NOT EXCEED A 2% GRADE AND LONGITUDINAL SLOPES SHALL NOT EXCEED A 5% GRADE EXCEPT WHERE STREET GRADES REQUIRE A STEEPER GRADE. SLOPES IN EXCESS OF THE ABOVE NOTED MAXIMUMS WILL BE SUBJECT TO REMOVAL AND REPLACEMENT AS DIRECTED BY THE ACCESSIBILITY REVIEWER.
6. ALL GRASSED AREAS SHALL BE WATERED UNTIL WELL ESTABLISHED. USE TEMPORARY IRRIGATION SYSTEM.
7. ALL SWEEPING SHALL BE VACUUM TYPE.



DATE	DESCRIPTION	REF. NO.
1/05/04	ISSUED FOR CONSTRUCTION	
11/20/03	ADDENDUM NO. 1	
11/07/03	ISSUED FOR BID	

**TYPICAL SECTIONS
SPECTRUM DRIVE EXTENSION**

TOWN OF ADDISON, TEXAS						
Hullitt - Zollars, Inc. 3131 McKinney Ave., Suite 600, Dallas, TX 75204 Phone (214) 871-3311/Fax (214) 871-0757						
DESIGN	DRAWN	APPR.	SCALE	DATE	PROJECT NO.	NO.
HZI	HZI	DEM	N.T.S.	NOV 2003	01-3220-01	3