
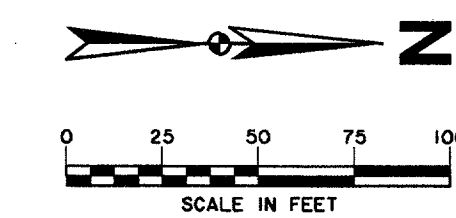
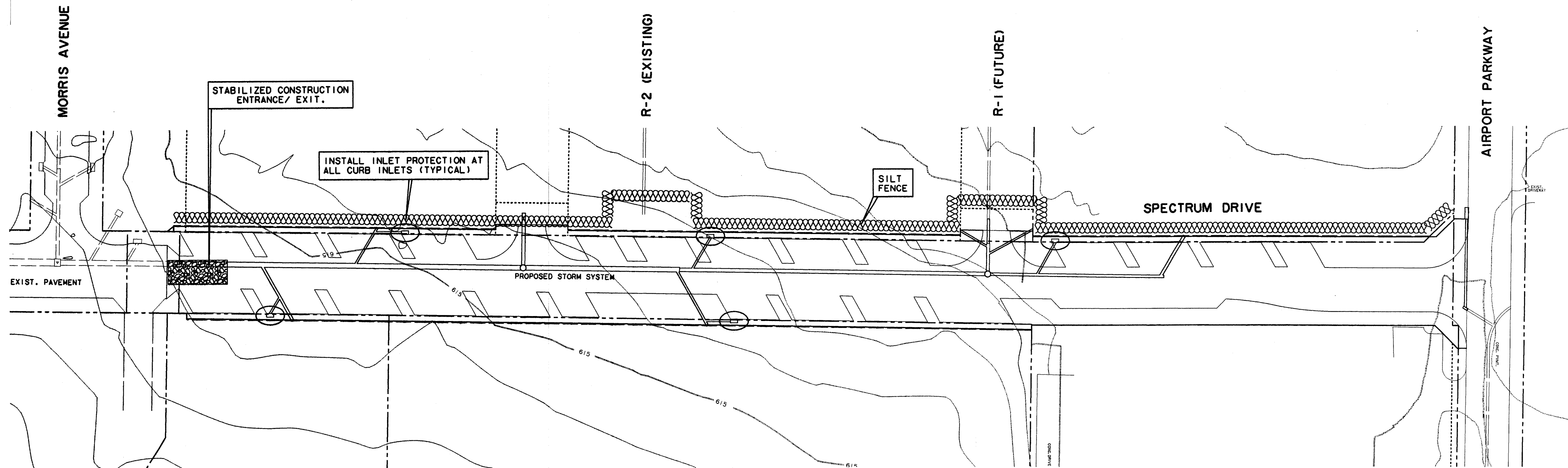


- NOTES:**
- SEE DRAINAGE AREA MAP FOR DRAINAGE AREAS AND CALCULATIONS.
 - SEE EROSION CONTROL DETAILS FOR TYPES OF INLET PROTECTION.



DATE	DESCRIPTION	REF. NO.
1/05/04	ISSUED FOR CONSTRUCTION	
11/07/03	ISSUED FOR BID	

EROSION CONTROL PLAN
SPECTRUM DRIVE EXTENSION

TOWN OF ADDISON, TEXAS

Hull - Zollars, Inc.
3131 McKinney Ave., Suite 600, Dallas, TX 75204
Phone (214) 871-3311/Fax (214) 871-0757

DESIGN	DRAWN	APPR.	SCALE	DATE	PROJECT NO.	NO.
HZI	HZI	DEM	1"=50'	NOV 2003	01-3220-01	40

N:\proj\01322001\app\322001ECOL.DWG
 Thu Dec 30 16:46:51 2003
 File Size: 21,679,190 Bytes
 Author: DJM

STATION: ARAPAHO ROAD 2+74.92-15.19-20.23-27-30.35-40.42-44.49-55.09-82
 WENTWIRE 2+11.81-18.89-23.91-28.93-33.95-43.97-48.99-58.96-68.94-78.92-88.90-98.88-108.86-118.84-128.82-138.80-148.78-158.76-168.74-178.72-188.70-198.68-208.66-218.64-228.62-238.60-248.58-258.56-268.54-278.52-288.50-298.48-308.46-318.44-328.42-338.40-348.38-358.36-368.34-378.32-388.30-398.28-408.26-418.24-428.22-438.20-448.18-458.16-468.14-478.12-488.10-498.08-508.06-518.04-528.02-538.00-548.00
 SPECTRUM DRIVE 2+11.81-18.89-23.91-28.93-33.95-43.97-48.99-58.96-68.94-78.92-88.90-98.88-108.86-118.84-128.82-138.80-148.78-158.76-168.74-178.72-188.70-198.68-208.66-218.64-228.62-238.60-248.58-258.56-268.54-278.52-288.50-298.48-308.46-318.44-328.42-338.40-348.38-358.36-368.34-378.32-388.30-398.28-408.26-418.24-428.22-438.20-448.18-458.16-468.14-478.12-488.10-498.08-508.06-518.04-528.02-538.00-548.00
 MORRIS AVENUE 2+11.81-18.89-23.91-28.93-33.95-43.97-48.99-58.96-68.94-78.92-88.90-98.88-108.86-118.84-128.82-138.80-148.78-158.76-168.74-178.72-188.70-198.68-208.66-218.64-228.62-238.60-248.58-258.56-268.54-278.52-288.50-298.48-308.46-318.44-328.42-338.40-348.38-358.36-368.34-378.32-388.30-398.28-408.26-418.24-428.22-438.20-448.18-458.16-468.14-478.12-488.10-498.08-508.06-518.04-528.02-538.00-548.00
 AIRPORT PARKWAY 2+11.81-18.89-23.91-28.93-33.95-43.97-48.99-58.96-68.94-78.92-88.90-98.88-108.86-118.84-128.82-138.80-148.78-158.76-168.74-178.72-188.70-198.68-208.66-218.64-228.62-238.60-248.58-258.56-268.54-278.52-288.50-298.48-308.46-318.44-328.42-338.40-348.38-358.36-368.34-378.32-388.30-398.28-408.26-418.24-428.22-438.20-448.18-458.16-468.14-478.12-488.10-498.08-508.06-518.04-528.02-538.00-548.00
 DWG: DJM