NOTES-PAVING AND GRADING

1. UNLESS SPECIFICALLY STATED OTHERWISE IN PLANS OR CONTRACT DOCUMENTS, THE CONTROLLING SPECIFICATIONS FOR ALL WORK WITHIN PUBLIC RIGHTS-OF-WAY AND EASEMENTS SHALL BE THE STANDARD SPECIFICATIONS FOR PUBLIC WORKS CONSTRUCTION, THIRD EDITION 1998, AS AMENDED BY THE NORTH CENTRAL TEXAS COUNCIL OF GOVERNMENTS ("STANDARD SPECIFICATIONS"). COPIES OF THE STANDARD SPECIFICATIONS MAY BE PURCHASED BY MAIL OR OVER THE COUNTER FROM THE NORTH CENTRAL TEXAS COUNCIL OF GOVERNMENTS, 616 SIX FLAGS DRIVE, P.O. BOX DRAWER COG, ARLINGTON, TEXAS 76005-5888, PHONE METRO 817/640-3300. BULK DISCOUNTS ARE AVAILABLE. THIS DOCUMENT IS COPYRIGHTED.
2. THE PAVING AREAS WILL BE GRADED TO +/- .10' OF FINISHED SUBGRADE ELEVATIONS. SIDEWALK AREAS WILL BE GRADED TO +/- .10' OF FINISHED PAVEMENT ELEVATION.
3. ALL TRAFFIC CONTROL NECESSARY FOR THE WORK SHALL BE PROVIDED BY THE SUCCESSFUL CONTRACTOR. ALL BARRICADES, WARNING SIGNS, LIGHTS, DEVICES, ETC. FOR THE GUIDANCE AND PROTECTION OF TRAFFIC AND PEDESTRIANS MUST CONFORM TO THE INSTALLATIONS SHOWN IN THE LATEST ISSUE OF THE "TEXAS MANUAL ON UNIFORM TRAFFIC CONTROL DEVICES FOR STREETS AND HIGHWAYS (MUTCD)", AS CURRENTLY AMENDED, TEXAS DEPARTMENT OF TRANSPORTATION.
4. ALL FILL SHALL BE PLACED IN MAXIMUM 8-INCH LIFTS COMPACTED TO 95% OF STANDARD PROCTOR DENSITY BETWEEN 0% AND +3% OF OPTIMUM MOISTURE CONTENT.
5. ALL TREES, STUMPS, BRUSH, GRASSES AND SURFACE ORGANICS WITHIN PROPOSED RIGHT-OF-WAY ARE TO REMOVED AND PROPERLY DISPOSED OF OFF-SITE. TREE REMOVAL PERMITS, IF REQUIRED, WILL BE OBTAINED BY THE OWNER.
6. EXISTING UTILITY POLES, IF ANY, WILL BE REMOVED OR RELOCATED BY THE UTILITY COMPANIES THROUGH COORDINATION BY THE OWNER. CONTRACTOR SHALL BRING TO THE OWNER'S ATTENTION ANY FACILITIES THAT APPEAR TO BE IN CONFLICT SO THAT THE OWNER HAS SUFFICIENT TIME TO ACCOMPLISH THE NECESSARY RELOCATIONS.
7. WHERE DEEP VERTICAL EXCAVATIONS (IN EXCESS OF 3 FEET) ARE INDICATED, CUTS SHALL BE LAID BACK AT A STABLE SLOPE (ON OWNER'S PROPERTY). BACKFILL MATERIAL SHALL BE STOCKPILED ON-SITE AT THE DIRECTION OF THE OWNER.
8. ALL REINFORCING STEEL AND DOWEL BARS IN PAVEMENT SHALL BE SUPPORTED AND MAINTAINED AT THE CORRECT CLEARANCES BY THE USE OF BAR CHAIRS OR OTHER APPROVED SUPPORT. INSERTION OF RE-BAR INTO "GREEN" CONCRETE IS PROHIBITED.
9. THE USE OF WOOD FORMS FOR PAVEMENT CONSTRUCTION WILL BE PERMITTED.
10. BARRIER-FREE RAMPS WILL BE BUILT ON THIS PROJECT. LOCATIONS MAY BE ADJUSTED AS DIRECTED BY THE ENGINEER TO CLEAR OBSTRUCTIONS.
11. VARIABLE HEIGHT CURB AT INTERSECTIONS AND SLOPING CURBS AT DRIVES SHALL BE BUILT TO MATCH BARRIER-FREE RAMPS PER PLANS. NO SEPARATE PAY ITEMS ARE APPROVED.
12. TWO-WAY TRAFFIC MUST BE MAINTAINED AT ALL TIMES ON EXISTING PUBLIC STREETS ADJACENT TO THIS PROJECT UNLESS SPECIFIED OTHERWISE IN THE PLANS AND SPECIFICATIONS. THE TRAVELWAY WIDTH SHALL NOT BE LESS THAN 11 FEET.
13. SEE TYPICAL SECTIONS SHEET FOR ADDITIONAL MATERIAL SPECIFICATIONS.
14. ALL CURBS SHALL BE PLACED INTEGRAL WITH PAVEMENT.
15. CURBS SHALL MEET THE SAME COMPRESSIVE STRENGTH AS SPECIFIED FOR THE CONCRETE PAVEMENT.
16. BAR LAPS SHALL BE 30 DIAMETERS.
17. FINISH SHALL BE TRANSVERSE WITH TRAFFIC LANES AND SHALL BE STEEL TINED BROOM FINISH.
18. SEE SURFACE PATTERNING PLANS FOR BRICK AND SIDEWALK PATTERNS. POUR SIDEWALK AROUND NOTED LEAVEOUTS PER LOCATIONS ON SURFACE PATTERNING PLANS.

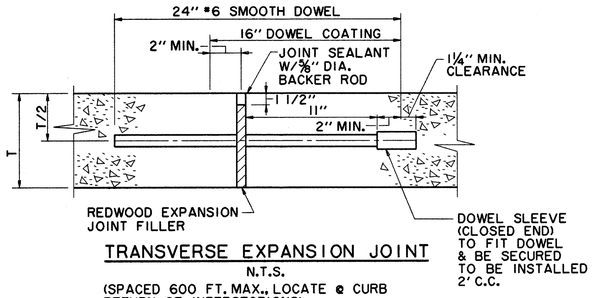

TRANSVERSE EXPANSION JOINT
N.T.S.

(SPACED 600 FT. MAX., LOCATE @ CURB RETURN OF INTERSECTIONS)
NOTE:
DOWELS & REINF. BARS SHALL BE SUPPORTED BY AN APPROVED DEVICE.

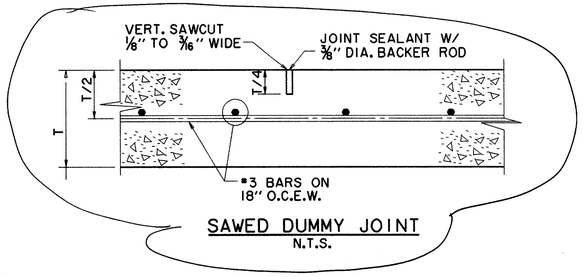

SAWED DUMMY JOINT
N.T.S.

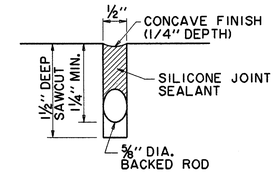

TYPICAL CONSTRUCTION JOINT DETAIL (8" PAVEMENT)
N.T.S.

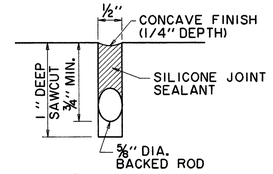

TYPICAL CONSTRUCTION JOINT DETAIL (6" PAVEMENT)
N.T.S.

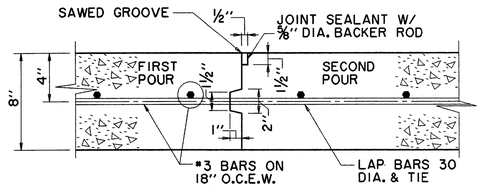

CONSTRUCTION JOINT FOR 8" PAVEMENT
N.T.S.

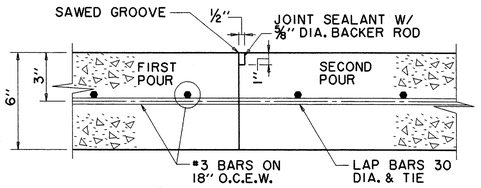

CONSTRUCTION JOINT FOR 6" PAVEMENT
N.T.S.

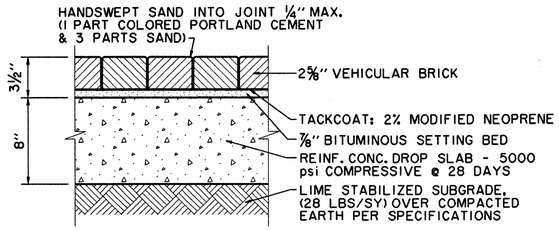

VEHICULAR BRICK INSTALLATION IN VEHICULAR AREAS
N.T.S.

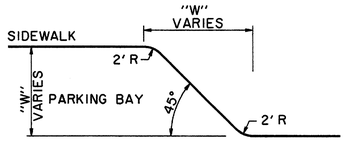

PARKING TRANSITION DETAIL
N.T.S.

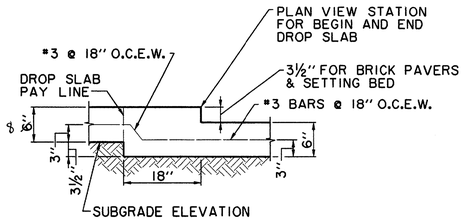

LONGITUDINAL SECTION AT DROP SLAB IN STREET
N.T.S.

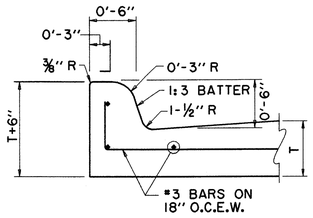

INTEGRAL CURB AND GUTTER
N.T.S.

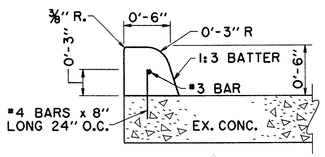

6 INCH DOWELLED ON CURB
N.T.S.

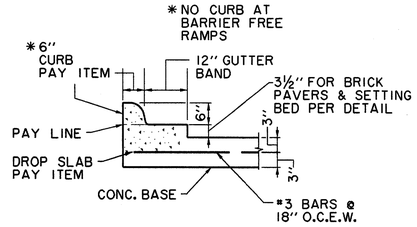

SECTION THRU CURB AT DROP SLAB
N.T.S.

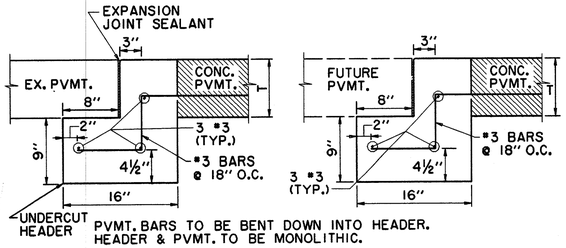

PVMT. BARS TO BE BENT DOWN INTO HEADER.
HEADER & PVMT. TO BE MONOLITHIC.

STREET HEADER
N.T.S.

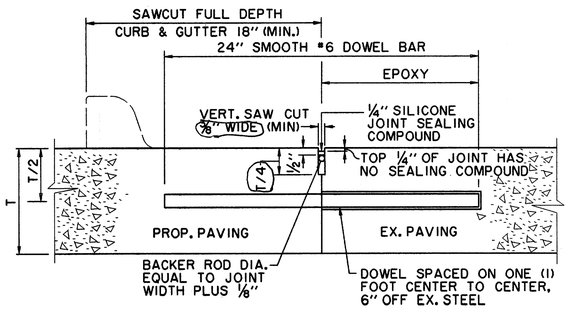

DOWEL BARS SHALL BE DRILLED INTO EX. PVMT. HORIZONTALLY BY USE OF A MECHANICAL RIG. DRILLING BY HAND IS NOT ACCEPTABLE. PUSHING DOWEL BARS INTO GREEN CONC. NOT ACCEPTABLE.

LONGITUDINAL BUTT JOINT
N.T.S.

STATE OF TEXAS
DAVID E. MEYERS
81512
REGISTERED PROFESSIONAL ENGINEER
1/5/04

DATE	DESCRIPTION	REF NO.
1/05/04	ISSUED FOR CONSTRUCTION	
11/07/03	ISSUED FOR BID	

PAVING DETAILS

SPECTRUM DRIVE EXTENSION

TOWN OF ADDISON, TEXAS

Huitt - Zollars, Inc.
3131 Mckinney Ave., Suite 600, Dallas, TX 75204
Phone (214) 871-3311/Fax (214) 871-0757

DESIGN	DRAWN	APPR.	SCALE	DATE	PROJECT NO.	NO.
HZI	HZI	DEM	N.T.S.	NOV 2003	01-3220-01	9