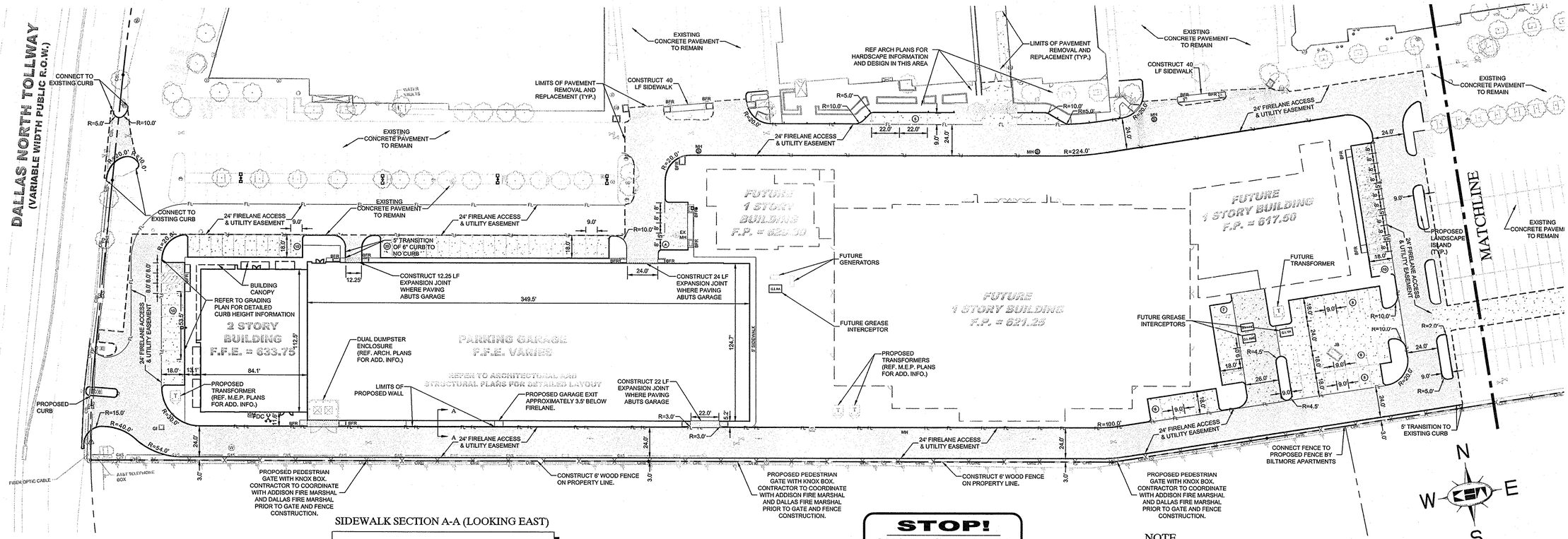

SIDEWALK SECTION A-A (LOOKING EAST)

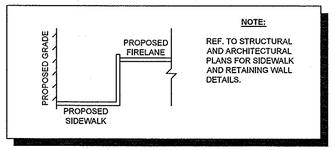

NOTE:

REF. TO STRUCTURAL AND ARCHITECTURAL PLANS FOR SIDEWALK AND RETAINING WALL DETAILS.

STOP!
CALL BEFORE YOU DIG
DIG TESS
1-800-DIG-TESS
(at least 72 hours prior to digging)

NOTE

PRIOR TO CONSTRUCTION, CONTRACTOR TO NOTIFY ENGINEER IMMEDIATELY SHOULD THERE BE ANY DISCREPANCIES OR IF EXISTING FIELD CONDITIONS VARY FROM THOSE SHOWN ON THESE PLANS.

RECORD DRAWINGS
(October 2013)
Information Provided By:
BOB MOORE CONSTRUCTION

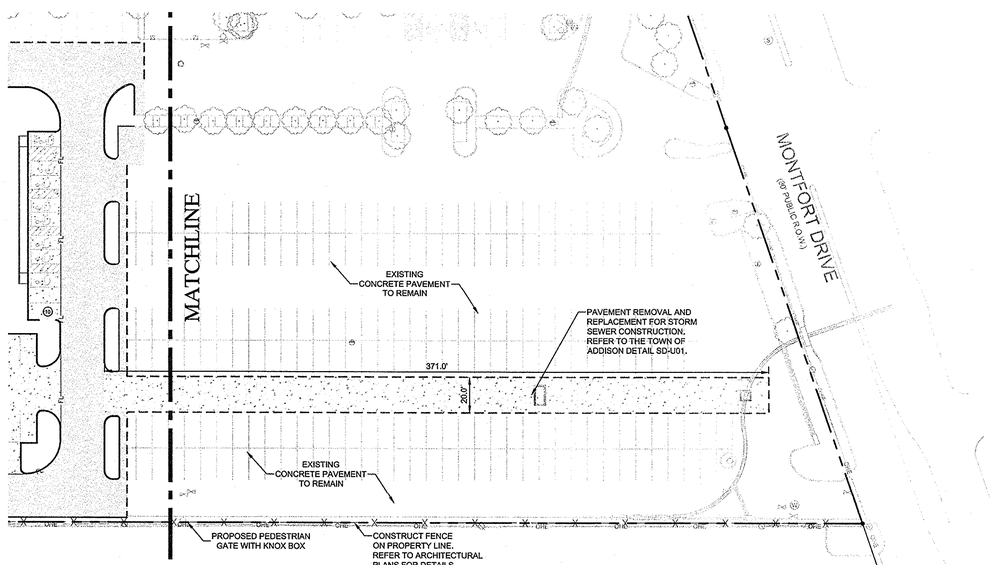



LIGHT DUTY PAVEMENT SECTION

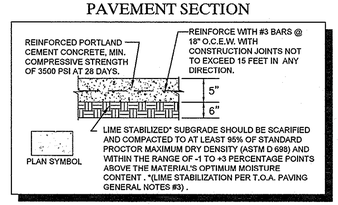

MEDIUM DUTY PAVEMENT SECTION

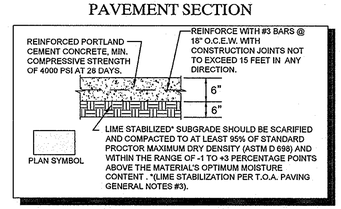

HEAVY DUTY PAVEMENT SECTION

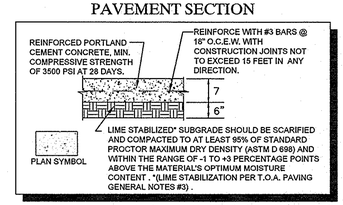

LEGEND

PROPERTY LINE	BARRIER FREE RAMP (BFR)
EXISTING OVERHEAD POWER LINE	PROPOSED LIGHT POLE
EXISTING CABLE LINE	EXISTING POWER POLE
EXISTING GAS LINE	EXISTING LIGHT POLE
EXISTING WATER LINE	EXISTING FIRE HYDRANT
EXISTING SANITARY SEWER LINE	EXISTING STORM MANHOLE
EXISTING UNDERGROUND COMM.	EXISTING SANITARY SEWER MANHOLE
LIMITS OF PAVEMENT REMOVAL	EXISTING SIGN
	EXISTING WATER VALVE

!!WARNING!!

EXISTING UTILITIES IN THE AREA. CONTRACTOR SHALL FIELD VERIFY THE LOCATION OF ALL EXISTING UTILITIES WITH THE PROVIDER PRIOR TO START OF CONSTRUCTION AND SHALL IMMEDIATELY NOTIFY THE ENGINEER OF ANY CONFLICTS DISCOVERED. CONTRACTOR IS RESPONSIBLE FOR COORDINATING UTILITY RELOCATION WHERE NECESSARY AND PROTECTING EXISTING UTILITIES (SHOWN OR NOT SHOWN). IF ANY EXISTING UTILITIES ARE DAMAGED, THE CONTRACTOR SHALL REPLACE THEM AT THEIR OWN EXPENSE.

NOTES

1. ALL WORK AND MATERIALS SHALL COMPLY WITH ALL TOWN/COUNTY REGULATIONS AND CODES AND O.S.H.A. STANDARDS.
2. REFERENCE ARCHITECTURAL AND LANDSCAPE ARCHITECTURAL PLANS FOR DETAILED HARDSCAPE FEATURES (PAVERS, BENCHES, DECORATIVE PLANTERS ETC.)
3. REFERENCE ARCHITECTURAL PLANS FOR EXACT BUILDING FOOTPRINT DIMENSIONS.
4. CONTRACTOR SHALL REFER TO FINAL GEOTECH REPORT FOR SUBGRADE PREPARATION REQUIREMENTS.
5. ALL DIMENSIONS ARE FROM THE FACE OF CURB, FACE OF BUILDING, OR PROPERTY LINE UNLESS NOTED OTHERWISE.
6. CONTRACTOR SHALL ADJUST EXISTING VALVES, MANHOLE RIMS, ETC. AS NECESSARY TO MATCH FINISHED GRADE.
7. CONTRACTOR SHALL BE RESPONSIBLE FOR ALL RELOCATIONS, (UNLESS OTHERWISE NOTED ON PLANS) INCLUDING BUT NOT LIMITED TO, TREES, UTILITIES, STORM DRAINAGE, SIGNS, TRAFFIC SIGNALS & POLES, ETC. AS REQUIRED. ALL WORK SHALL BE IN ACCORDANCE WITH GOVERNING AUTHORITIES REQUIREMENTS AND PROJECT SITE WORK SPECIFICATIONS AND SHALL BE APPROVED BY SUCH. ALL COST SHALL BE INCLUDED IN BASE BID.
8. SITE BOUNDARY, TOPOGRAPHY, UTILITY AND ROAD INFORMATION TAKEN FROM A SURVEY PREPARED BY KIMLEY-HORN AND ASSOCIATES, INC.
9. LONGITUDINAL BUTT JOINTS SHALL BE INSTALLED WHERE NEW PAVEMENT ABUTS EXISTING CONCRETE.

BENCHMARKS

BM 5 "X" SET ON NORTHWEST CORNER OF CONCRETE PAD FOR SWB TELEPHONE BOX, 15'± EAST OF NORTHBOUND DALLAS NORTH TOLLWAY ACCESS ROAD AND 1,450'± SOUTH OF BELT LINE ROAD.

ELEV=635.30

BM 6 "X" SET ON SOUTHEAST CORNER OF CURB INLET; 15'± WEST OF MONTFORT DRIVE AND 750'± SOUTH OF SAKOWITZ DRIVE.

ELEV=603.67

BM 9 "X" SET ON SOUTHEAST CORNER OF CURB INLET ON EAST SIDE OF DALLAS NORTH TOLLWAY ACCESS ROAD AND 300'± SOUTH OF BELT LINE ROAD.

ELEV=627.34

No.	REVISIONS	DATE	BY

Kimley-Horn and Associates, Inc.
State of Texas Registration No. F-928
5750 GENESIS COURT, SUITE 200, FRISCO, TX 75034
PHONE: 972-335-3580 FAX: 972-335-3779
WWW.KIMLEY-HORN.COM

STATE OF TEXAS
ROY BRASWELL
104908
LICENSED PROFESSIONAL ENGINEER
6/14/13

KHA PROJECT 063319038
DATE 06/14/2013
SCALE AS SHOWN
DESIGNED BY TBB
DRAWN BY AAE
CHECKED BY TBB

VILLAGE ON THE PARKWAY PHASE II
ADDISON, TEXAS

PAVING & DIMENSION CONTROL PLAN

SHEET NUMBER
C-07

PLOTTED BY LUCIO, RAMIRO 6/14/2013 1:23 PM
DWG NAME K:\FRI_CIVIL\063319038-VOND\DWG\PLAN SET PHASE II\C-07-PAVING-PLAN.DWG [C-08 PAVING & DIMENSION CONTROL PLAN]
LAST SAVED 6/14/2013 1:03 PM
This document, together with the concepts and designs presented herein, as an instrument of service, is intended only for the specific purpose and client for which it was prepared. Reuse of and improper reliance on this document without written authorization and adaptation by Kimley-Horn and Associates, Inc. shall be without liability to Kimley-Horn and Associates, Inc.