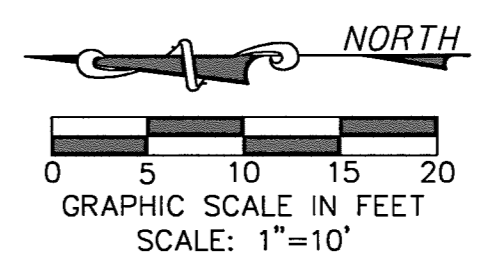


MATCHLINE B

WARNING
 CONTRACTOR IS TO CONTACT TEXAS ONE-CALL SYSTEM (1-800-245-4545) OR OTHER UTILITY LOCATING SERVICES AT LEAST 48 HOURS PRIOR TO CONSTRUCTION ACTIVITIES. ICON CONSULTING ENGINEERS, INC. IS NOT RESPONSIBLE FOR KNOWING ALL EXISTING UTILITIES IN THE PROJECT AREA NOR FOR DEPICTING THE EXACT LOCATIONS OF UTILITIES ON THESE DRAWINGS.

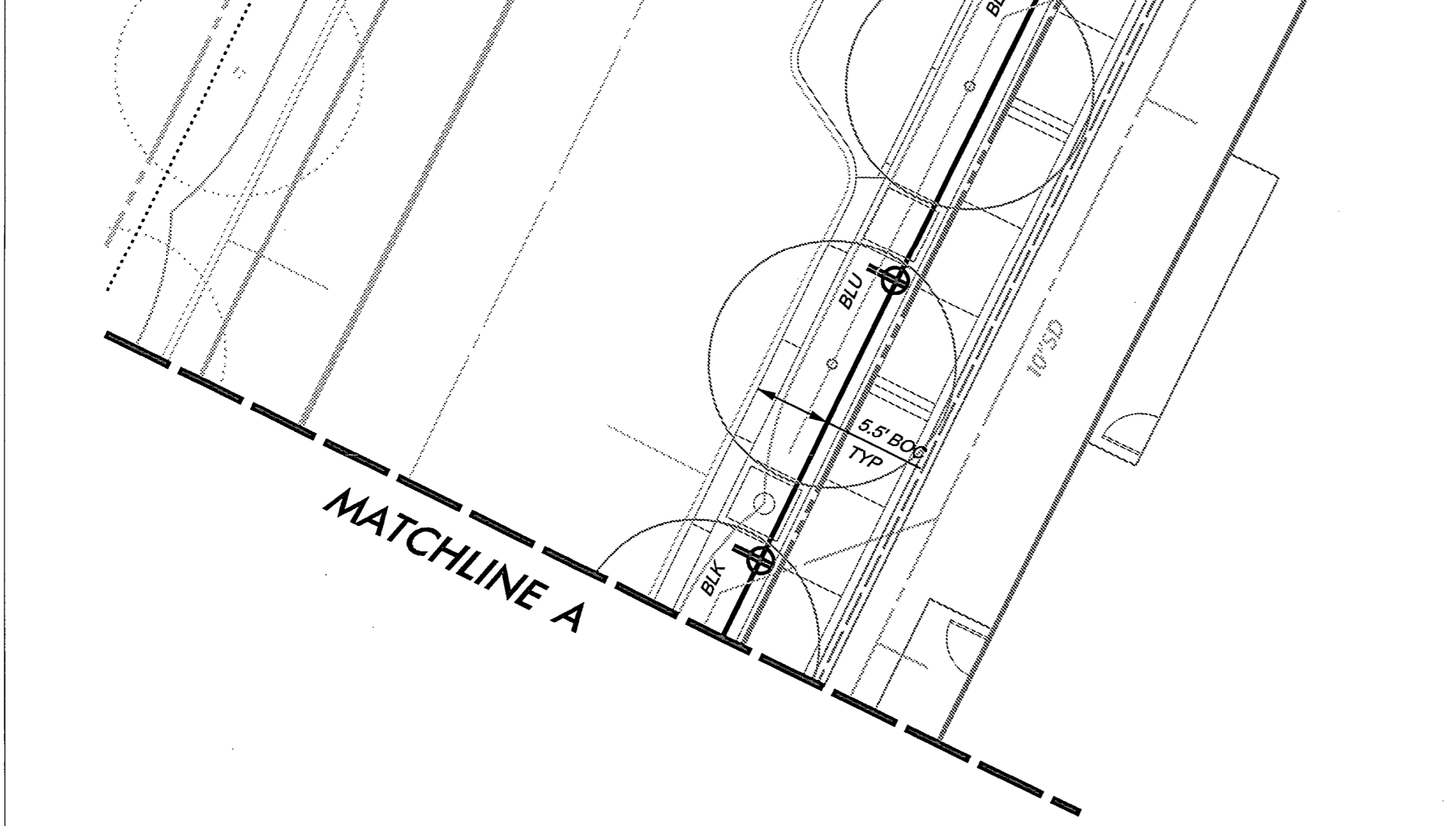
BM #1 REF. ELEVATION = 559.47
 SQUARE CUT IN TOP OF CURB, SOUTH MEDIAN END NOSE, MARSH LANE
 1127' NORTH OF VITRUVIAN WAY
 BM #2 REF. ELEVATION = 547.84
 SQUARE CUT IN TOP OF CURB, NORTH MEDIAN END NOSE, AT INTERSECTION OF VITRUVIAN WAY AND MARSH LANE.



- LEGEND**
- PULL BOX (GROUND BOX)
 - PVC CONDUIT (POWER)
 - EXIST PVC CONDUIT (LIGHTING)
 - TRANSFORMER ON POLE (PROVIDED BY POWER COMPANY)
 - EXIST STREET LIGHT
 - 20A GFCI RECEPTACLE
 - HUBBLE GFR53625GOW OR EQ IN PEDOC OUTLET BOX PEDESTAL 30" HEIGHT SINGLE GANG HINGED TOP WITH INTEGRAL BASE COLOR: GREEN

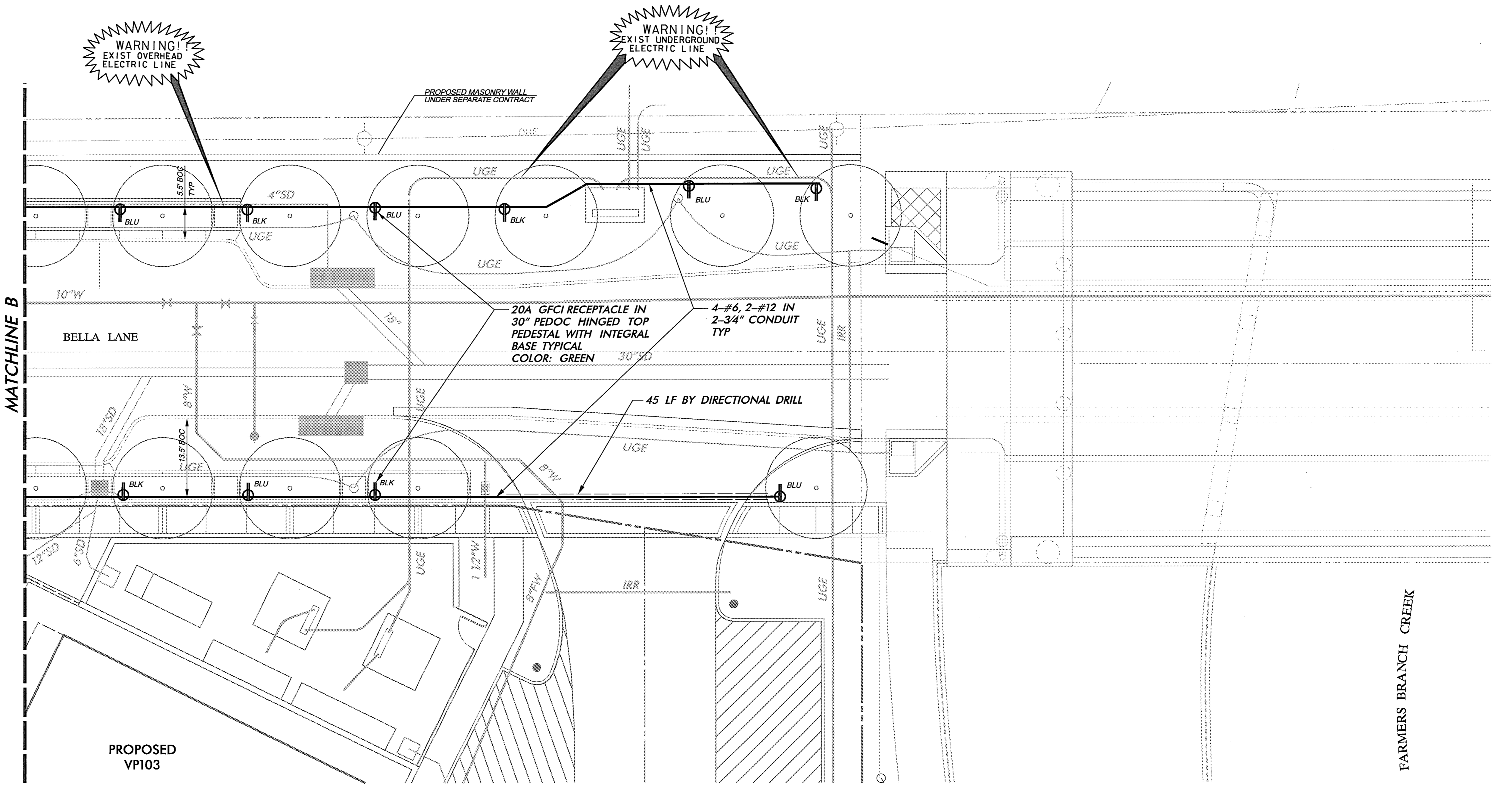
LIGHTING & CONDUIT NOTES

1. REFER TO SHEET CO-1.00 "GENERAL CONSTRUCTION NOTES, LEGEND AND ABBREVIATIONS" FOR THE GENERAL CONSTRUCTION NOTES FOR THE PROJECT.
2. REFER TO SHEET CO-8.04 (ED(3)-03) FOR ELECTRIC DETAILS - GROUND BOXES. RIGID METAL CONDUIT ELBOWS ARE NOT REQUIRED. CONCRETE APRON IS NOT REQUIRED.
3. WATER, SANITARY SEWER AND STORM DRAIN LINES ARE SHOWN FOR REFERENCE ONLY. CONTRACTOR SHALL LOCATE ALL UTILITY LINES IN THE AREA PRIOR TO DIGGING.
4. INSTALL SCHEDULE 40 PVC UNDERGROUND (24" MIN COVER). ALL STREET AND DRIVEWAY CROSSINGS (36" MIN COVER). ALL BENDS TO BE LONG RADIUS.
5. CONNECTION TO POWER COMPANY CIRCUITS TO BE MADE ONLY BY POWER COMPANY.
6. UNLESS OTHERWISE INDICATED ALL WORK SHALL CONFORM TO THE 2008 NATIONAL ELECTRICAL CODE (NFPA 70) AND THE 2007 NATIONAL ELECTRICAL SAFETY CODE (ANSI C2).
7. ALL EMPTY CONDUIT INSTALLED FOR FUTURE EXTENSION SHALL BE TURNED UP AND EXTENDED UP TO FINISHED GRADE. CAP ENDS OF ALL CONDUITS. ALL EMPTY CONDUIT SHALL CONTAIN A PULL LINE - 200 LB TEST NYLON.
8. REFER TO REFERENCED SHEETS FOR ELECTRICAL DETAILS.



CONDUIT CONFIGURATION DETAIL
 NOT TO SCALE


BLACK CIRCUIT - 1-#6 BLACK, 1-#6 WHITE & 1-#12 GREEN
 BLUE CIRCUIT - 1-#6 BLUE, 1-#6 WHITE & 1-#12 GREEN




MATCHLINE B

FARMERS BRANCH CREEK

Good Fulton & Farrell Architects
 2808 Fairmount Street
 Suite 300
 Dallas, Texas 75201
 214.303.1500/Tel
 214.303.1512/Fax
 www.gff.com



icon
 Consulting Engineers, Inc.
 Civil Engineers - Designers - Planners
 BiCentennial Financial Center
 250 W. Southlake Blvd., Suite 117
 Southlake, TX 76092
 Phone: (817) 552-8210
 Fax: (817) 552-3128



FIORI
ON VITRUVIAN PARK
 3990 VITRUVIAN WAY
 ADDISON, TX 75001

No.	Date	Item	REVISIONS
1	02.05.2013	SERVICE LOCATION	
2	11.26.2012	STREETSCAPE CONST	

ICE
 Drawn
 JAM
 Checked
 BFD
 Approved

STREETSCAPE ELECTRICAL PLAN

Project No. 10061.00
 Date 08.25.11
 Last Revision

CO-8.01