PLAN NOTES:

1. REF. CIVIL DWGS FOR LOCATION AND SITING OF BUILDING
2. ALL WALLS ARE CMU W/ A WIDTH OF 7-5/8" NOMINALLY
3. ALL FLOORS ARE SEALED CONCRETE FLOORS THROUGHOUT
4. ALL INTERIOR WALLS ARE SEALED CMU, PAINTED
5. REFERENCE MEP DWGS FOR FLOOR DRAINS (RESTROOM)
6. ALL ELECTRICAL OUTLETS TO BE MOUNTED 15" FROM F.F.
7. ALL ELECTRICAL SWITCHES TO BE MOUNTED 48" FROM F.F.
8. ALL ELECTRICAL OUTLETS ABOVE COUNTER TOPS TO BE G.F.C.I. AND MOUNTED AT LEAST 3'-0" FROM CORNER OF ROOM

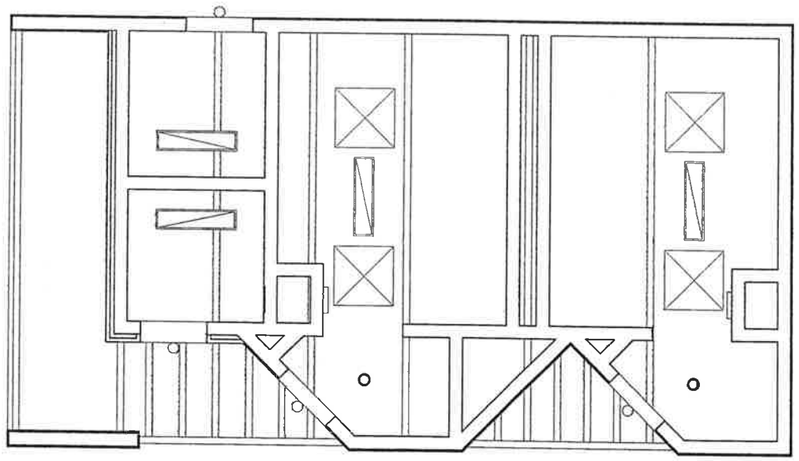

04 REFLECTED CEILING PLAN

File Name: 2012-04-18 Park Toilet Angle Entrance.dwg

Scale: 3/8" = 1'-0"

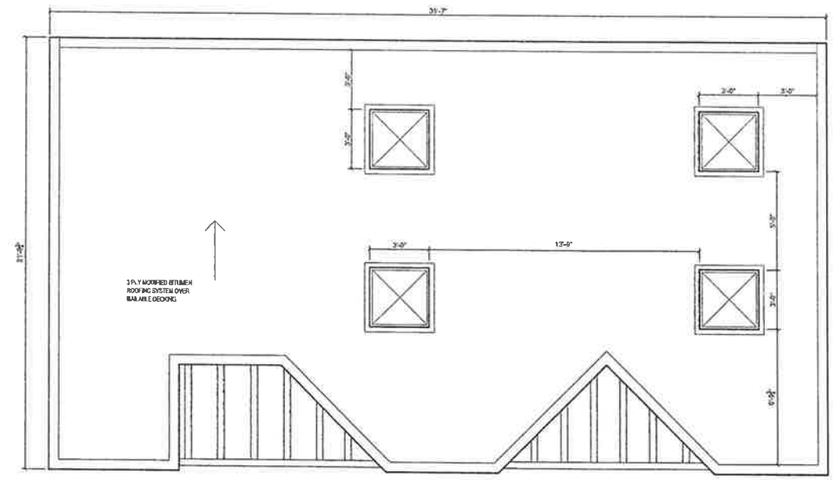

03 ROOF PLAN

File Name: 2012-04-18 Park Toilet Angle Entrance.dwg

Scale: 3/8" = 1'-0"

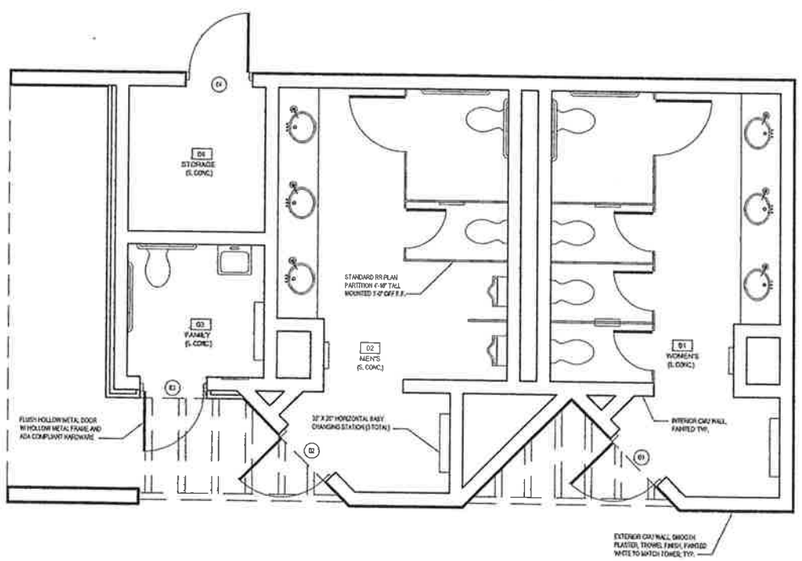

02 FINISH PLAN

File Name: 2012-04-18 Park Toilet Angle Entrance.dwg

Scale: 3/8" = 1'-0"

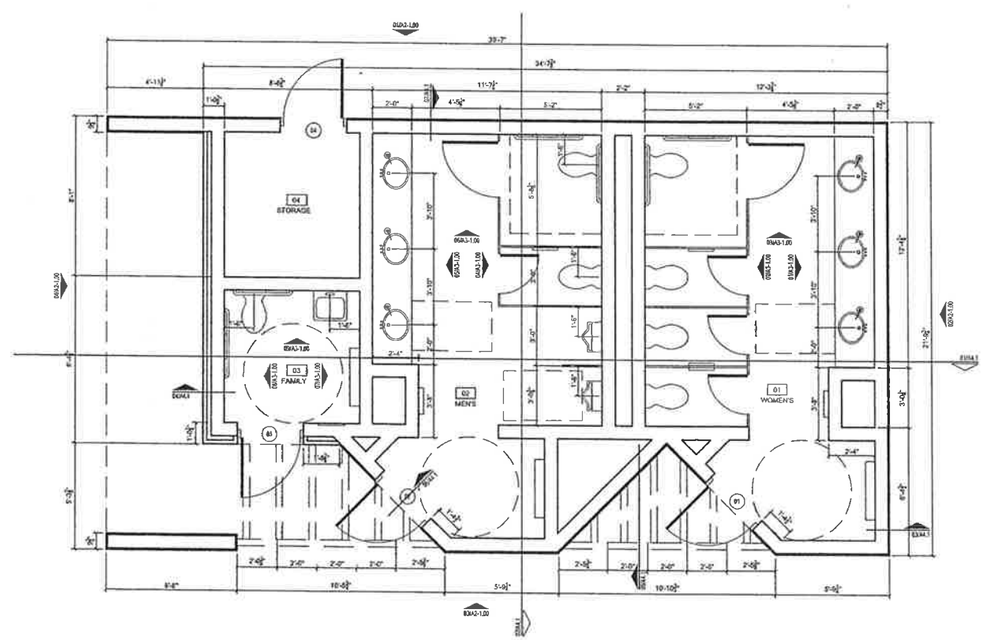

01 FLOOR PLAN

File Name: 2012-04-18 Park Toilet Angle Entrance.dwg

Scale: 3/8" = 1'-0"

TRUE NORTH

PLAN NORTH

Good Fulton & Farrell Architects

2808 Fairmount Street
Suite 300
Dallas, Texas 75201

214.303.1500/Tel
214.303.1512/Fax
www.gff.com

© Good Fulton & Farrell 2009

VITRUVIAN PARK:
PARK TOILET BUILDING

VITRUVIAN WAY
ADDISON, TX 75001

FOR REVIEW: 06.05.2012

No.	Date	Item

REVISIONS

Drawn

Checked

Approved

XX.XX.XXXX

PLANS

Project No.	10061.10
Date	06.05.12
Last Revision	

A1.1