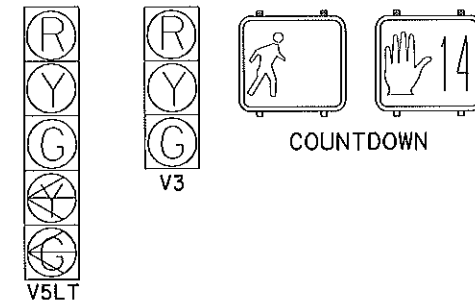


SIGNAL HEADS											
SIGNAL HEAD NO.	SIGNAL HEAD TYPE	12" SIGNAL INDICATION				VEHICLE SIGNAL SECTIONS					PED SIGNAL SECTIONS
		BACKPLATE			LOUVER	RED BALL	YELLOW BALL	GREEN BALL	YELLOW ARROW	GREEN ARROW	
		3 SEC (EA)	4 SEC (EA)	5 SEC (EA)							
2, 3, 8, 9, 13, 14, 19, 20	V3	8				8	8	8			
1, 6, 7, 12, 17, 18	V5LT			6		6	6	6	6	6	
4, 5, 10, 11, 15, 16, 21, 22	COUNTDOWN										8
	TOTAL	8		6		14	14	14	6	6	8

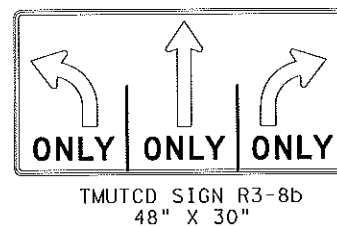

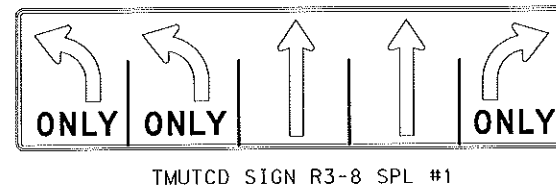
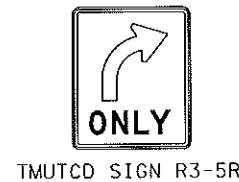
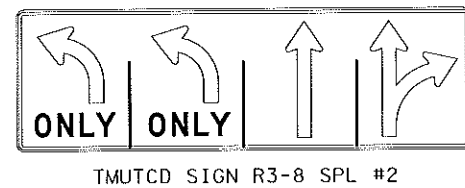
ALL SIGNAL HEADS ARE EXISTING AND SHALL REMAIN IN PLACE.
SIGNAL HEADS 5 AND 10 SHALL BE COVERED DURING PHASE 2 OF CONSTRUCTION.




SIGN SUMMARY											
ID	TYPE	LEGEND	EXIST	REM/COVER	REL	REP	INST	HARDWARE ONLY	HARDWARE & SUPPORT	LOCATION	
A	R10-12	LEFT TURN YIELD ON GREEN (BALL)	1							P-1 ARM	
B	ST. NAME	BROOKHAVEN CLUB DRIVE	1							P-1 ARM	
C	R3-8 SPL #1	LANE CONFIGURATION SIGN		1						P-3 ARM	
D	R3-8b	LANE CONFIGURATION SIGN				1		1		P-3 ARM	
E	R10-12	LEFT TURN YIELD ON GREEN (BALL)		1						P-3 ARM	
F	ST NAME	MARSH LANE	1							P-3 ARM	
G	R10-12	LEFT TURN YIELD ON GREEN (BALL)	1							P-4 ARM	
H	ST NAME	BROOKHAVEN CLUB DRIVE	1							P-4 ARM	
I	R3-5R	RIGHT TURN ONLY	1							P-4 POLE	
J	R3-8 SPL #2	LANE CONFIGURATION SIGN		1						P-5 ARM	
K	R10-12	LEFT TURN YIELD ON GREEN (BALL)		1						P-5 ARM	
L	ST NAME	MARSH LANE	1							P-5 ARM	
M	R3-8 SPL #1	LANE CONFIGURATION SIGN		1						POST	
N	R3-8 SPL #1	LANE CONFIGURATION SIGN		1						POST	
O	R3-8b	LANE CONFIGURATION SIGN				1		1		POST	
P	R3-8b	LANE CONFIGURATION SIGN				1		1		POST	
Q	R9-3a	NO PEDESTRIAN CROSSING				1			1	P-2 POLE	
R	R9-3a	NO PEDESTRIAN CROSSING				1			1	P-3 POLE	

EXIST = EXISTING ; REM = REMOVE ; REL = RELOCATE ; REP = REPLACE ; INST = INSTALL
SIGNS C, E, J, K, M & N SHALL BE REMOVED/COVERED DURING CONSTRUCTION. IF REMOVED, THESE SIGNS SHALL BE DELIVERED TO THE CITY OF FARMERS BRANCH FOR STORAGE. THESE SIGNS SHALL BE REINSTALLED/UNCOVERED BY THE CONTRACTOR AFTER CONSTRUCTION HAS BEEN COMPLETED.

SIGNS O, P, Q AND R AND SUPPORTS SHALL BE FURNISHED BY THE CONTRACTOR AND INSTALLED ON THE EXISTING POLES/POSTS. CONTRACTOR SHALL BE PAID SUBSIDIARY TO "TEMPORARY TRAFFIC SIGNALS."



Joseph T. Short 4/28/09
DATE
JOSEPH T. SHORT, P.E.
LEE ENGINEERING, L.L.C., REGISTRATION NO. F-450



NO.	REVISION	BY	DATE
PAVING, DRAINAGE & UTILITY IMPROVEMENTS VITRUVIAN WAY AND PONTE AVENUE			
TEMPORARY TRAFFIC SIGNAL TABLES MARSH LN AT BROOKHAVEN CLUB DR - PHASE 2			
PROJECT	DESIGN	DRAWN	DATE
5028-01	CJP	CJP	APR 28, 2009
FILE	SHEET		
PW# 2009-01	TS8		

PAVING, DRAINAGE, & UTILITY IMPROVEMENTS - VITRUVIAN WAY & PONTE AVENUE