

PAVEMENT MARKING & SIGNAGE NOTES:

- SIGN LOCATIONS SHOWN ON PLANS ARE DIAGRAMMATIC. SIGNS WILL BE PLACED IN CONFORMANCE WITH THE MANUAL ON UNIFORM TRAFFIC CONTROL DEVICES, LATEST ADDITION.
- REFLECTIVE SHEETING WILL BE DESIGNATED AS:
TYPE A=ENGINEER GRADE
TYPE B=SUPER ENGINEER GRADE
TYPE C=HIGH INTENSITY PRISMATIC
- NO BREAKAWAY SUPPORT IS TO BE PROVIDED.
- DO NOT REMOVE EXISTING PAVEMENT MARKINGS OR SIGNAGE PRIOR TO NEW ROADWAY OPENING TO TRAFFIC.
- ALL PAVEMENT MARKINGS TO BE ALKYD THERMOPLASTIC WITH 0.090 INCHES THICKNESS.

CURVE DATA			
NO.	RADIUS	DELTA	LENGTH
17	77.08'	21°46'32"	29.29'

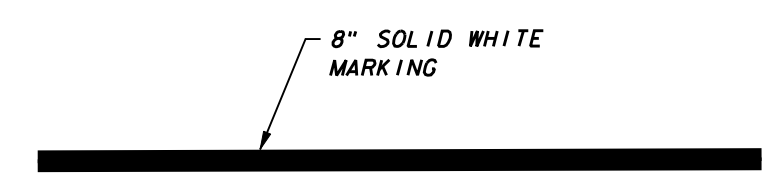
WARNING

CONTRACTOR IS TO CONTACT TEXAS ONE-CALL SYSTEM (1-800-245-4545) OR OTHER UTILITY LOCATING SERVICES AT LEAST 48 HOURS PRIOR TO CONSTRUCTION ACTIVITIES. ICON CONSULTING ENGINEERS, INC. IS NOT RESPONSIBLE FOR KNOWING ALL EXISTING UTILITIES IN THE PROJECT AREA NOR FOR DEPICTING THE EXACT LOCATIONS OF UTILITIES ON THESE DRAWINGS.

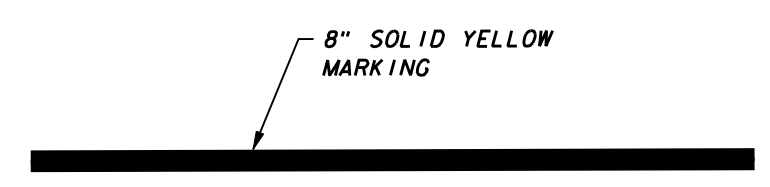
SUMMARY OF SMALL SIGNS (WITHOUT REMOVABLE COPY)								
SIGN NO.	SIGN TYPE	SIGN TEXT	SIGN DIMENSIONS (INCHES)	REFLECTIVE SHEETING	PLYWOOD TYPE A	ALUMINUM TYPE A	TYPE OF MOUNT	QUANTITY

BM #1 REF. ELEVATION = 559.47
SQUARE CUT IN TOP OF CURB, SOUTH MEDIAN END NOSE, MARSH LANE 1127' NORTH OF VITRUVIAN WAY.

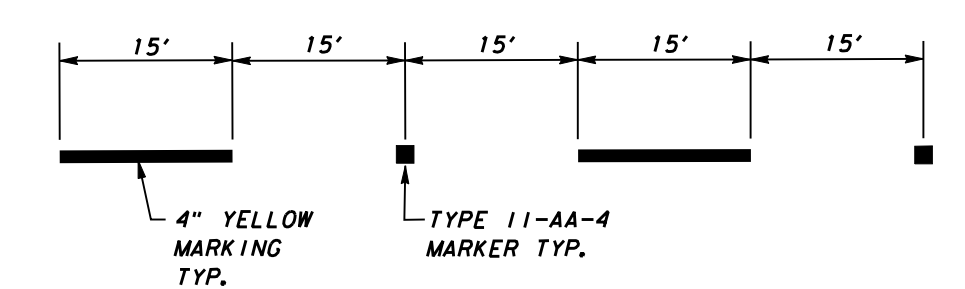
BM #2 REF. ELEVATION = 547.84
SQUARE CUT IN TOP OF CURB, NORTH MEDIAN END NOSE, AT INTERSECTION OF VITRUVIAN WAY AND MARSH LANE.



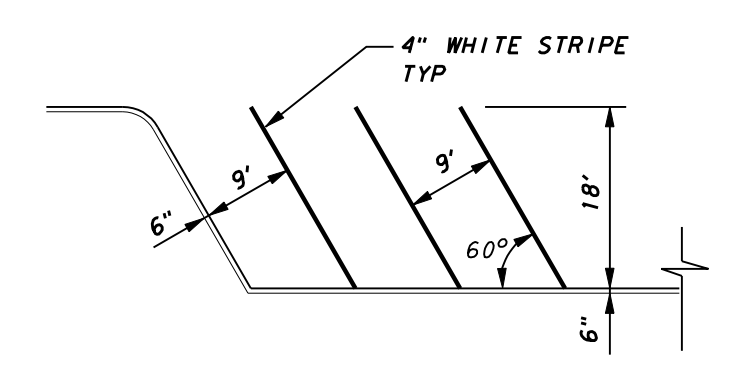
DETAIL B
TYPICAL TURN LANE MARKINGS
NOT TO SCALE



DETAIL D
TYPICAL CENTERLINE MARKINGS
NOT TO SCALE



DETAIL E
TYPICAL CENTERLINE MARKINGS
NOT TO SCALE



DETAIL F
TYPICAL 60° PARKING
NOT TO SCALE

NO.	REVISION	BY	DATE
TOWN OF ADDISON DALLAS COUNTY, TEXAS			
PAVING, DRAINAGE & UTILITY IMPROVEMENTS VITRUVIAN WAY & PONTE AVENUE			
PAVEMENT MARKING AND SIGNAGE-PA STA 20+64.00 TO STA 26+41.00			
icon Consulting Engineers, Inc. 250 W. Southlake Blvd., Suite 117 Civil Engineers - Designers - Planners Southlake, Tx 76092 (817) 552-6210			
PROJECT	DESIGN	DRAWN	DATE
5029-01	ICE	ICE	MAY 7 2009
FILE	SHEET		
PW# 2009-01	48		

PAVING, DRAINAGE, & UTILITY IMPROVEMENTS - VITRUVIAN WAY & PONTE AVENUE