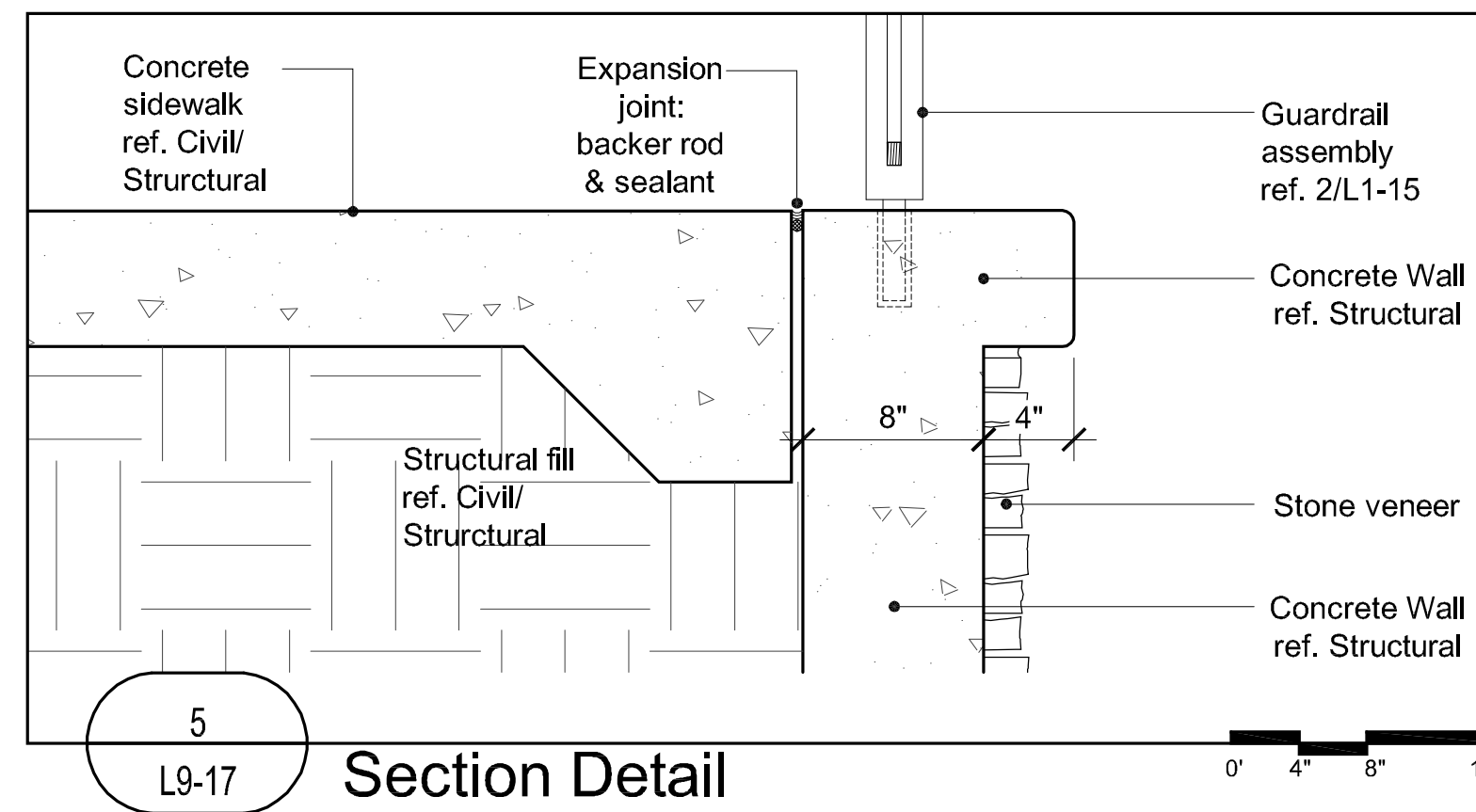
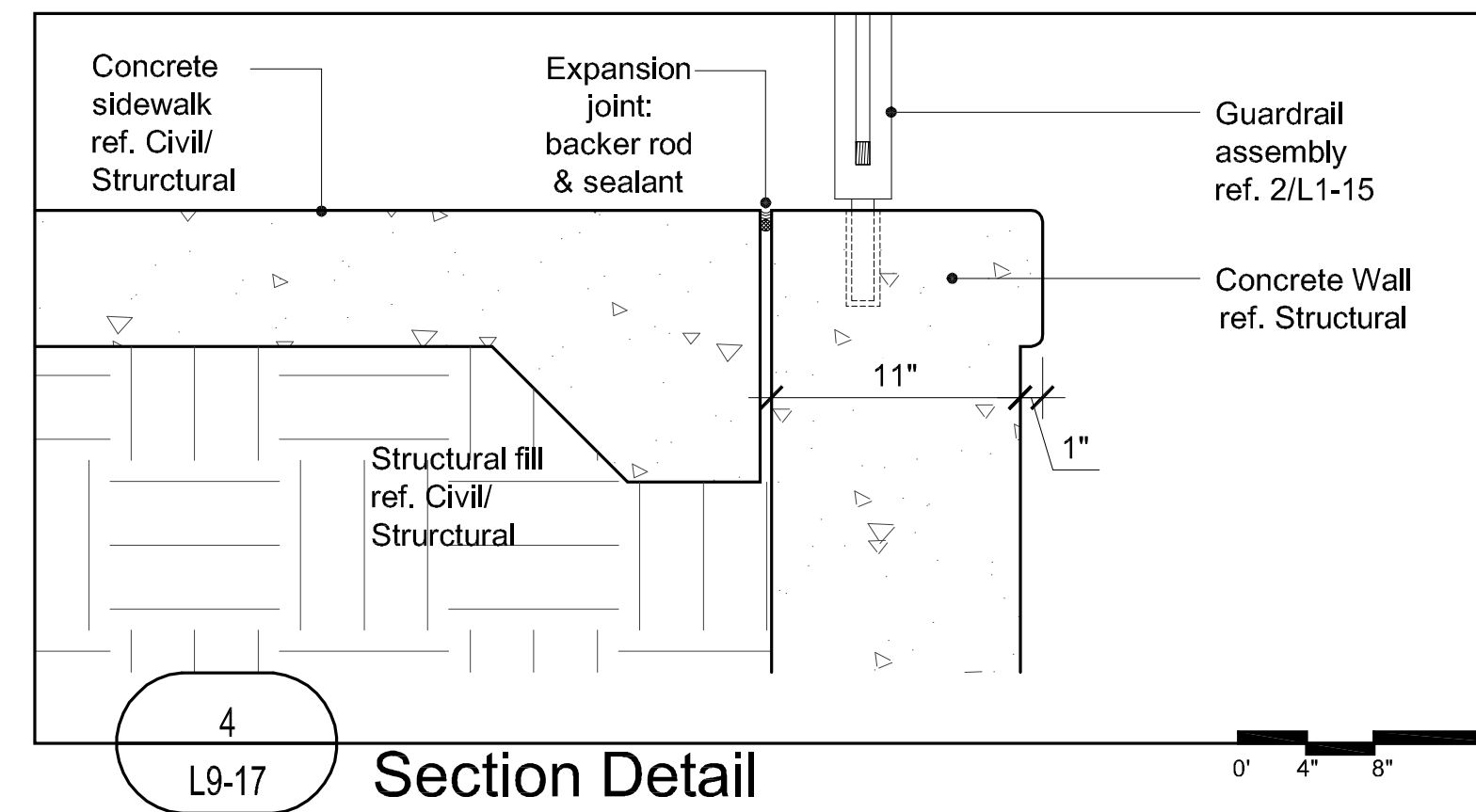


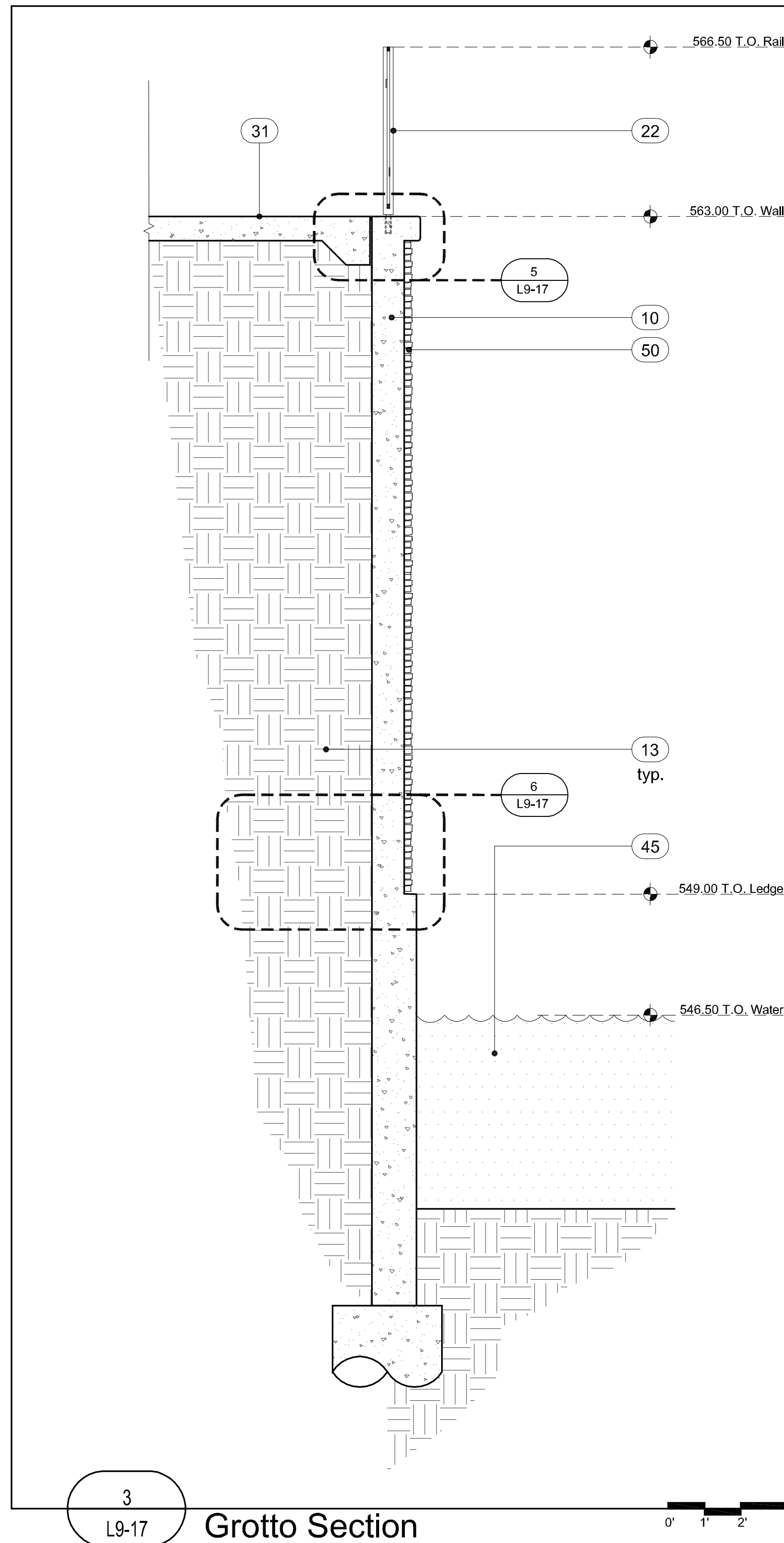
6  
L9-17 Section Detail



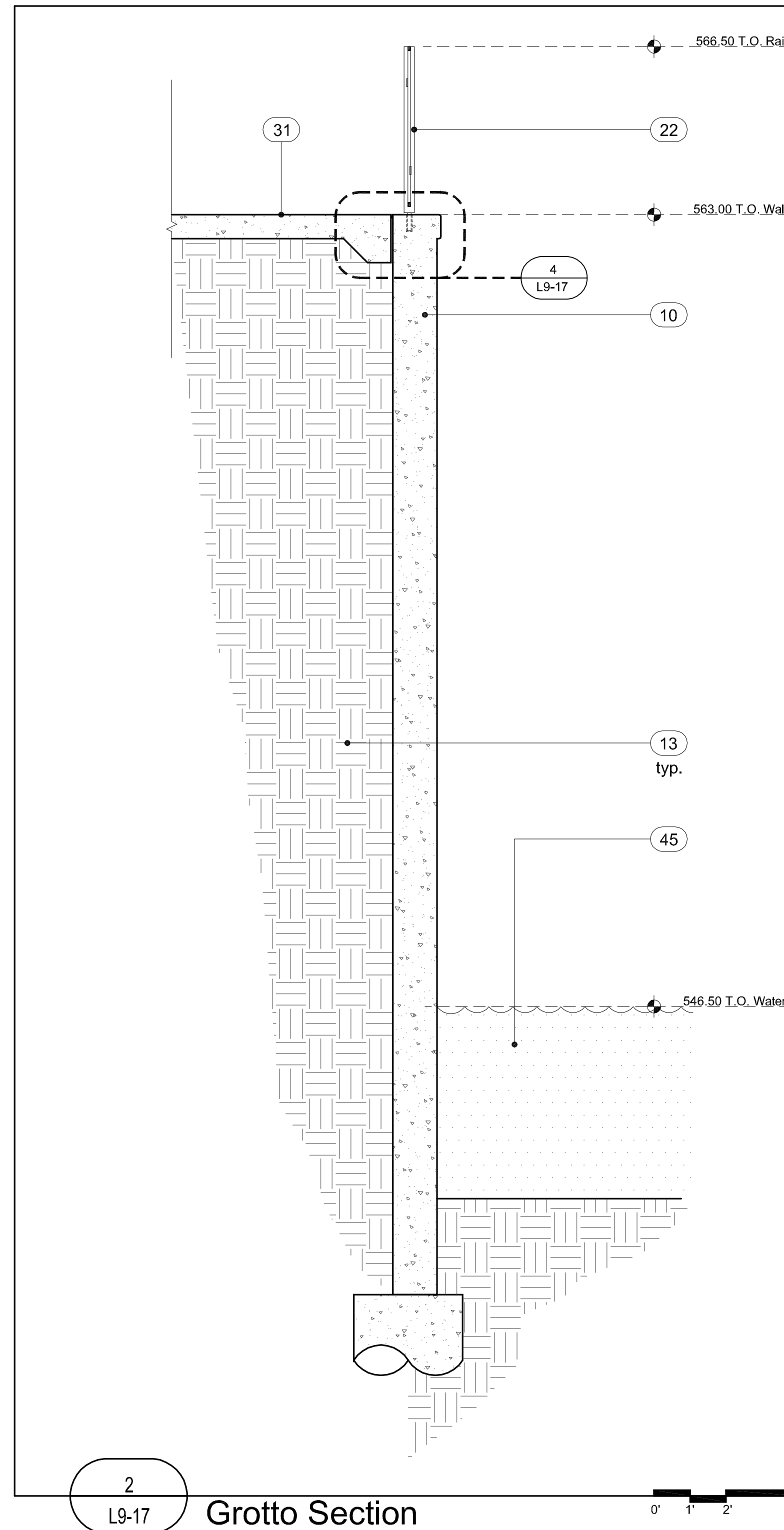
5  
L9-17 Section Detail



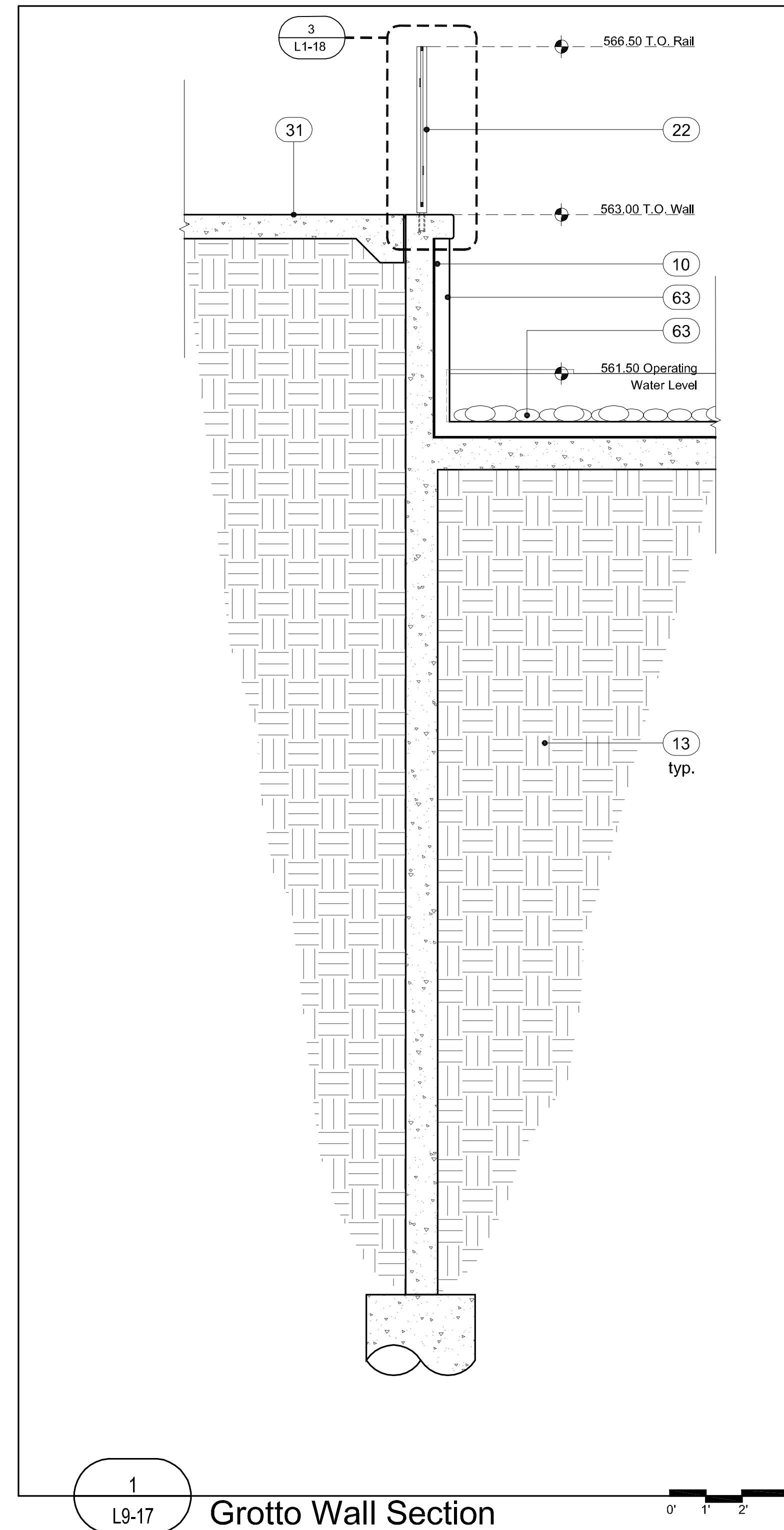
4  
L9-17 Section Detail



3  
L9-17 Grozzo Section



2  
L9-17 Grozzo Section



1  
L9-17 Grozzo Wall Section

**GENERAL NOTE**

Refer to sheet L1-01 Design Selection Summary for specific product, finishes, and colors.

Refer to sheets L1-12 & L1-13 for furniture and park element details.

**LEGEND**

1	Project Limit	47	Existing Wooden Fence
2	Not in Contract (N.I.C.): Information provided for design intent only.	48	Metal Gate
3	Planting Area: Ref. L10-00's & L11-00's	49	Limestone Boulder
4	Expansion Joint: Ref. Civil for detail	50	Stone Veneer
5	Tooled Control Joint: Ref. Civil for detail	60	Fully Grouted Beach Pebbles
6	Concrete Paving A	61	Not Used
7	Concrete Paving B	62	Not Used
8	Concrete Paving C	63	Fountain Pool: Ref. Fountain Consultant
9	Concrete Paving D	64	Fountain Water Supply Line: Reference Fountain Consultant
10	Concrete Wall: ref. Structural	65	Fountain Drain Line: Reference Fountain Consultant
11A	Pavestone Concrete Paver A	66	Not used
11B	Pavestone Concrete Paver B	67	Not used
11C	Pavestone Concrete Paver C	68	Pedestal Drinking Fountain
11D	Pavestone Concrete Paver D	69	Litter Receptacle
11E	Pavestone Concrete Paver E	70	Bench
12	Structural Concrete Masonry Unit Wall	71	Pet Waste Disposal System
13	Structural Fill: Reference Structural	72	Bike Rack
14	Transformer/Switchgear: Ref. Civil	73	Gravel
15	Drain Grate	74	Limestone Slab
16	Atrium Grate		
17	Paver Grate		
18	Metal Pergola		
19	Metal Trellis		
20	Trellis Above		
21	Light Fixture Above		
22	Metal Guard Rail		
23	Metal Handrail		
24	Metal Guard Rail and Handrail		
25	Granite Bollard		
26	Composite Decking		
27	Concrete Pier: Locate in field to avoid conflict with existing tree roots - Ref. Structural		
28	Structural Steel Beam: Ref. Structural		
29	Structural Framing: Ref. Structural		
30	Structural Steel Channel: Ref. Structural		
31	Concrete walkway: Ref. Civil & Structural		
32	Bridge: N.I.C. (Not In Contract)		
33	Building Beyond: N.I.C. (Not In Contract)		
34	Guardrail Beyond		
35	Concrete Form Ties		
36	Vertical Control Joints: Ref. Structural		
37	Concrete Bench		
38	Lake Edge Wall: Ref. Structural		
39	Concrete Wall Beyond		
40	Electrical: Ref. Civil		
41	Concrete Curb - Reference structural		
42	Access Panel - Reference structural		
43	Vertical Control Joints: Ref. Structural		
44	Concrete Weir: Reference Structural		
45	Water		
46	Hollow Metal Door and Frame		

**LIGHTING**

SA	(1,2,3,4,5,6,7,8,9) Pole Mount - ref. Civil
SB	Pole Mount - ref. Civil
SC	Wall Recessed - ref. Civil
SE	Suspended Strand - ref. Civil
SE-1	Suspended Strand - ref. Civil
SE-1	Direct Imbedded Trans - ref. Civil
SK1	Surface Mount - ref. Civil
SK2	Surface Mount - ref. Civil
L4	Pole Mount - ref. Civil
L5	Ceiling Mount - ref. Civil

	<p><b>NO.</b>      <b>REVISION</b>      <b>BY</b>      <b>DATE</b></p>				
<p><i>Addison!</i>      <b>TOWN OF ADDISON</b> <b>DALLAS COUNTY, TEXAS</b></p> <p><b>PARK AND STREETSCAPE IMPROVEMENTS</b> <b>VITRUVIAN PARK</b></p> <p><b>GROTTO WALL SECTIONS</b></p>					
<p><b>KEVIN SLOAN STUDIO</b>      4145 Travis, Suite 105 Dallas, Texas 75204 (214) 379-1061</p>					
PROJECT	DESIGN	DRAWN	DATE	FILE	SHEET
5029-01	KWS		APR 26, 2010	PW # 2009-04	L9-17

PARK AND STREETSCAPE IMPROVEMENTS - VITRUVIAN PARK