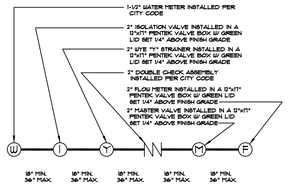

WATER SOURCE LAYOUT

NOT TO SCALE

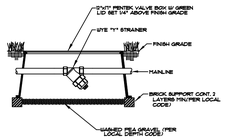

WYE "Y" STRAINER

NOT TO SCALE

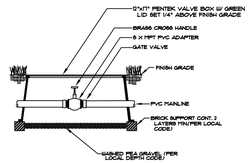

ISOLATION VALVE

NOT TO SCALE

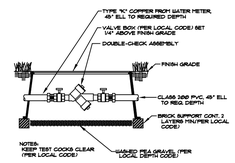

DOUBLE CHECK ASSEMBLY

NOT TO SCALE

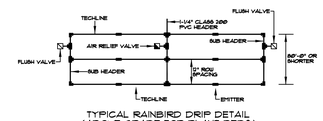

TYPICAL RAINBIRD DRIP DETAIL
(ABOVE GRADE FOR PLANT BEDS)

NOT TO SCALE

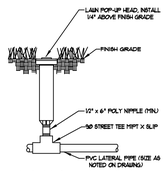

LAWN SPRAY HEAD

NOT TO SCALE

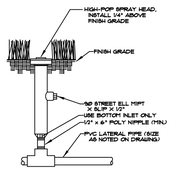

HIGH-POP SPRAY HEAD

NOT TO SCALE

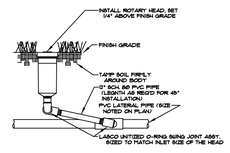

ROTARY HEAD

NOT TO SCALE

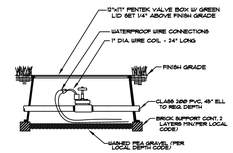

MASTER VALVE

NOT TO SCALE

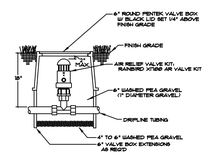

AIR RELIEF VALVE

NOT TO SCALE

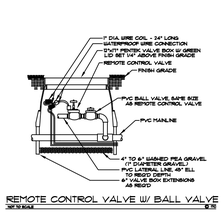

REMOTE CONTROL VALVE W/ BALL VALVE

NOT TO SCALE

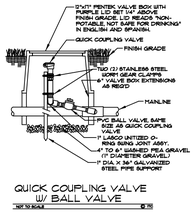

QUICK COUPLING VALVE
W/ BALL VALVE

NOT TO SCALE

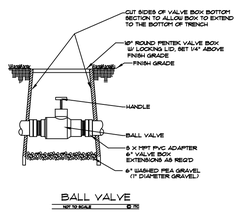

BALL VALVE

NOT TO SCALE

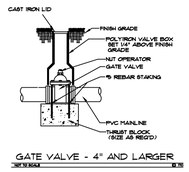

GATE VALVE - 4" AND LARGER

NOT TO SCALE

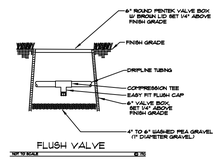

FLUSH VALVE

NOT TO SCALE

PIPE SIZE CHART

FLOW/GPM:	PIPE SIZE:
0 - 4.0	1/2"
4.1 - 9.5	3/4"
9.6 - 14.5	1"
14.6 - 27.0	1-1/4"
27.1 - 35.0	1-1/2"
35.1 - 55.0	2"
55.1 - 70.0	2-1/2"
70.1 - 110.0	3"
110.1 - 190.0	4"

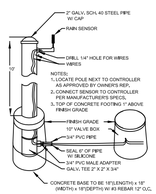

RAIN SENSOR

NOT TO SCALE

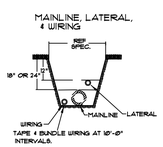

TRENCHING DETAIL

NOT TO SCALE

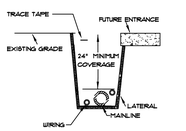

TRENCH DEPTH AT
FUTURE ENTRANCES

NOT TO SCALE

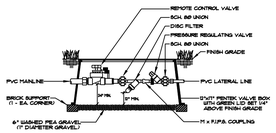

REMOTE CONTROL DRIP ZONE KIT

NOT TO SCALE

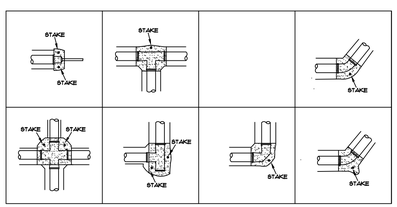

1. WRAP ALL FITTINGS W/ 3 MIL PLASTIC PRIOR TO INSTALLATION OF THRUST BLOCK.
2. INSTALL 2" x 48" SCHEDULE 40 BLACK STEEL STAKE AT EACH THRUST BLOCK. STAKE TO EXTEND MINIMUM OF 24" INTO UNDISTURBED SOIL. TOP OF STAKE TO BE MAXIMUM OF 6" ABOVE TOP OF THRUST BLOCK. POUR CONCRETE THRUST BLOCK AROUND STAKE AND AGAINST UNDISTURBED SOIL.

4" AND LARGER MAINLINE
CONCRETE THRUST BLOCK DETAIL

NOT TO SCALE

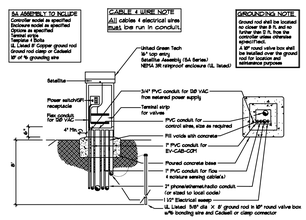

PEDESTAL MOUNT CONTROLLER

NOT TO SCALE

RADIUS LEGEND

F = 360°
E = 270°
D = 240°
C = 225°
H = 180°
B = 135°
A = 120°
Q = 90°
V = VARIABLE / ADJUSTABLE

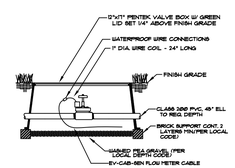

NOTE:
THE IRRIGATION CONTRACTOR MUST PURCHASE FROM THE FLOW METER VENDOR THE FLOW METER CABLE, EV-CAB-SEN FLOW METER CABLE AND INSTALL UTIRIL CONTINOUS 3/4" OR LARGER GRAY PVC CONDUIT WITH 4 INCH OR LARGER LARGE SWEEP ELBOW AND PULL BOX FROM THE FLOW METER TO THE CONTROLLER INSTALLED. ONLY BUEEP FITTINGS ARE PERMITTED.

FLOW METER

NOT TO SCALE

IRRIGATION LEGEND:

SYMBOL	DESCRIPTION
●	LAWN SPRAY HEAD
	HIGH-POP SPRAY HEAD
	TREE BUBBLER HEAD
	TREE BUBBLER HEAD
■	LAWN CENTER STRIP HEAD
□	LAWN END STRIP HEAD
	HIGH-POP CENTER STRIP HEAD
	HIGH-POP END STRIP HEAD
	SMALL ROTARY
	SMALL ROTARY PART-CIRCLE
	SMALL ROTARY PART-CIRCLE
	ROTARY PART-CIRCLE
	ROTARY FULL-CIRCLE
	ROTARY PART-CIRCLE
	ROTARY FULL-CIRCLE
▲	QUICK COUPLING VALVE
|O|	REMOTE CONTROL VALVE
	BALL VALVE
	GATE VALVE
▬	CONTROLLER
— —	MAINLINE PIPING
———	LATERAL PIPING
———	DISTRIBUTION TUBING
	REMOTE CONTROL DRIP VALVE
	PLANTING BED TECHLINE TUBING
NN	BACKFLOW PREVENTER
Ⓦ	WATER METER
Ⓘ	ISOLATION VALVE
Ⓨ	WYE STRAINER
Ⓕ	FLOW METER
Ⓜ	MASTER VALVE
	STATION NUMBER VALVE SIZE GPM (APPROX.)



4-26-10

NO.	REVISION	BY	DATE

Addison

TOWN OF ADDISON
DALLAS COUNTY, TEXAS

PARK IMPROVEMENTS
VITRUVIAN PARK

PARKWAY & PARK IRRIGATION DETAIL PLAN

IRRI*TECH LLC.
Irrigation Technology
12650 Schroeder Rd.
Dallas, Texas 75243
Phone (972) 231-5151
Fax (972) 231-5172

PROJECT	DESIGN	DRAWN	DATE	FILE	SHEET
5029-01	SAH	ASH	APR 26 2010	PW # 2009-04	IR-25

PARK AND STREETSCAPE IMPROVEMENTS - VITRUVIAN PARK

Irrigation in Texas is regulated by the Texas Commission of Environmental Quality (TCEQ), MC-178, P.O. Box 13087, Austin, Texas, 78711-3087. TCEQ website is: www.tceq.state.tx.us