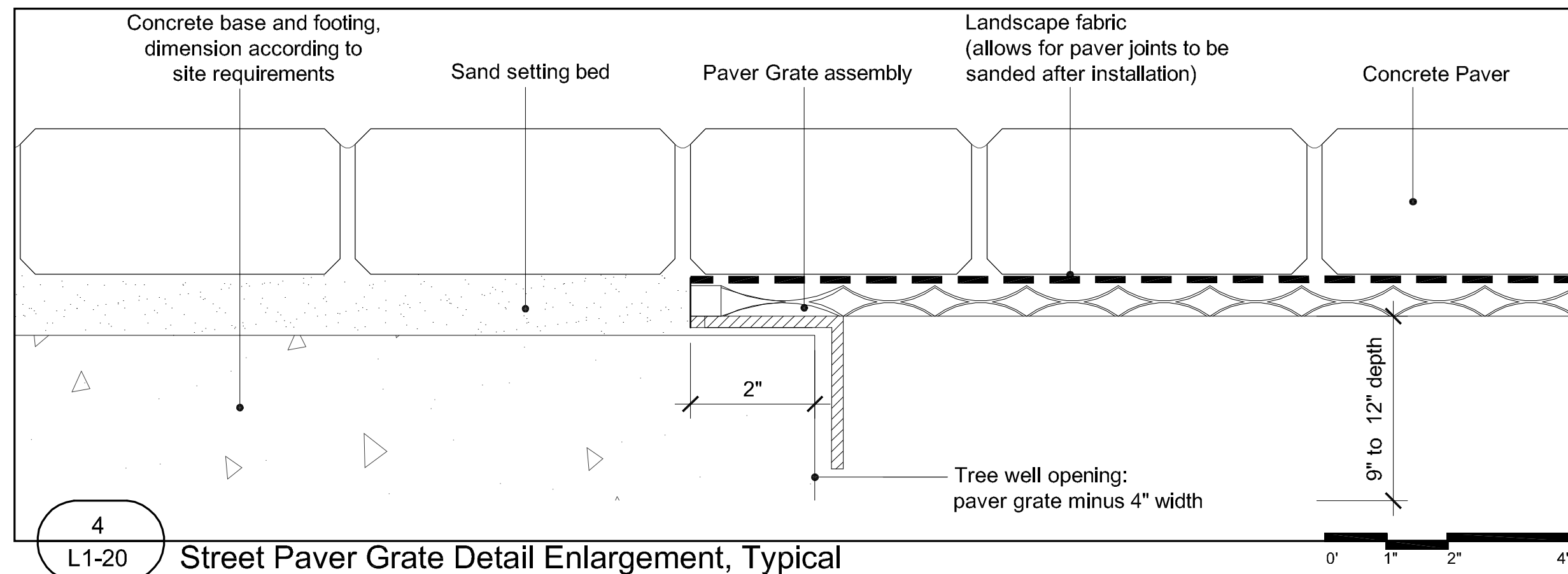
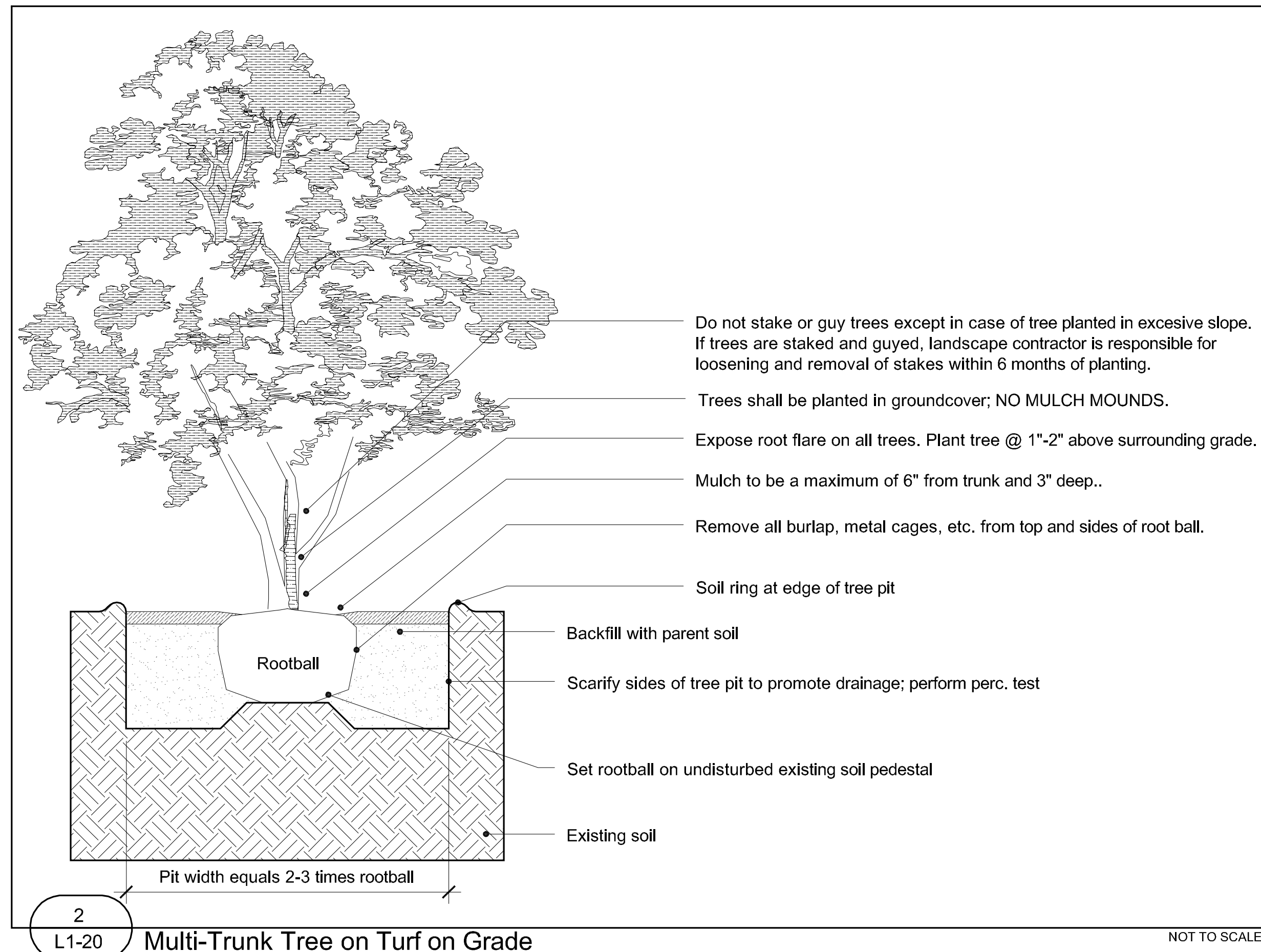


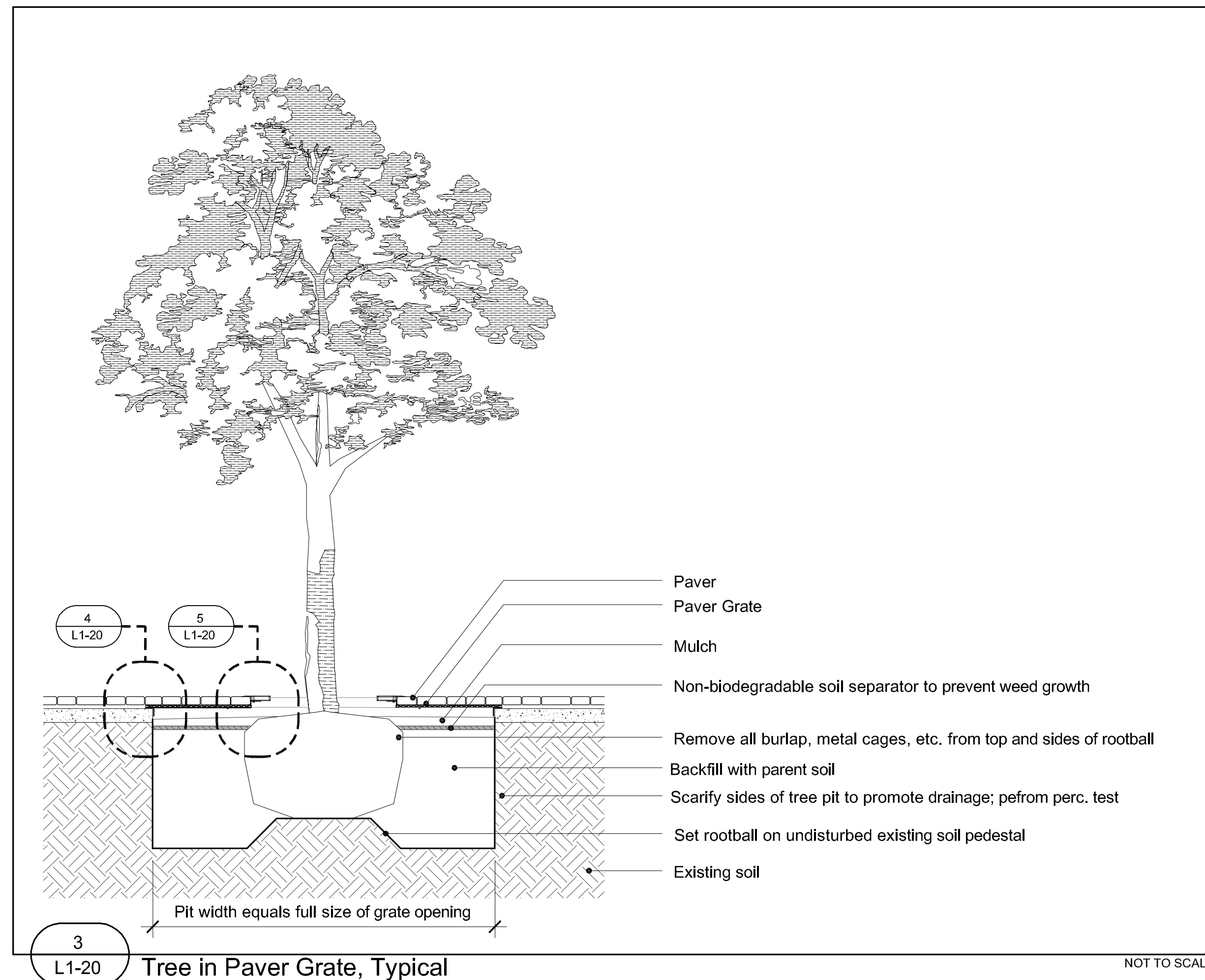
5
L1-20 Street Paver Grate Detail Enlargement, Typical



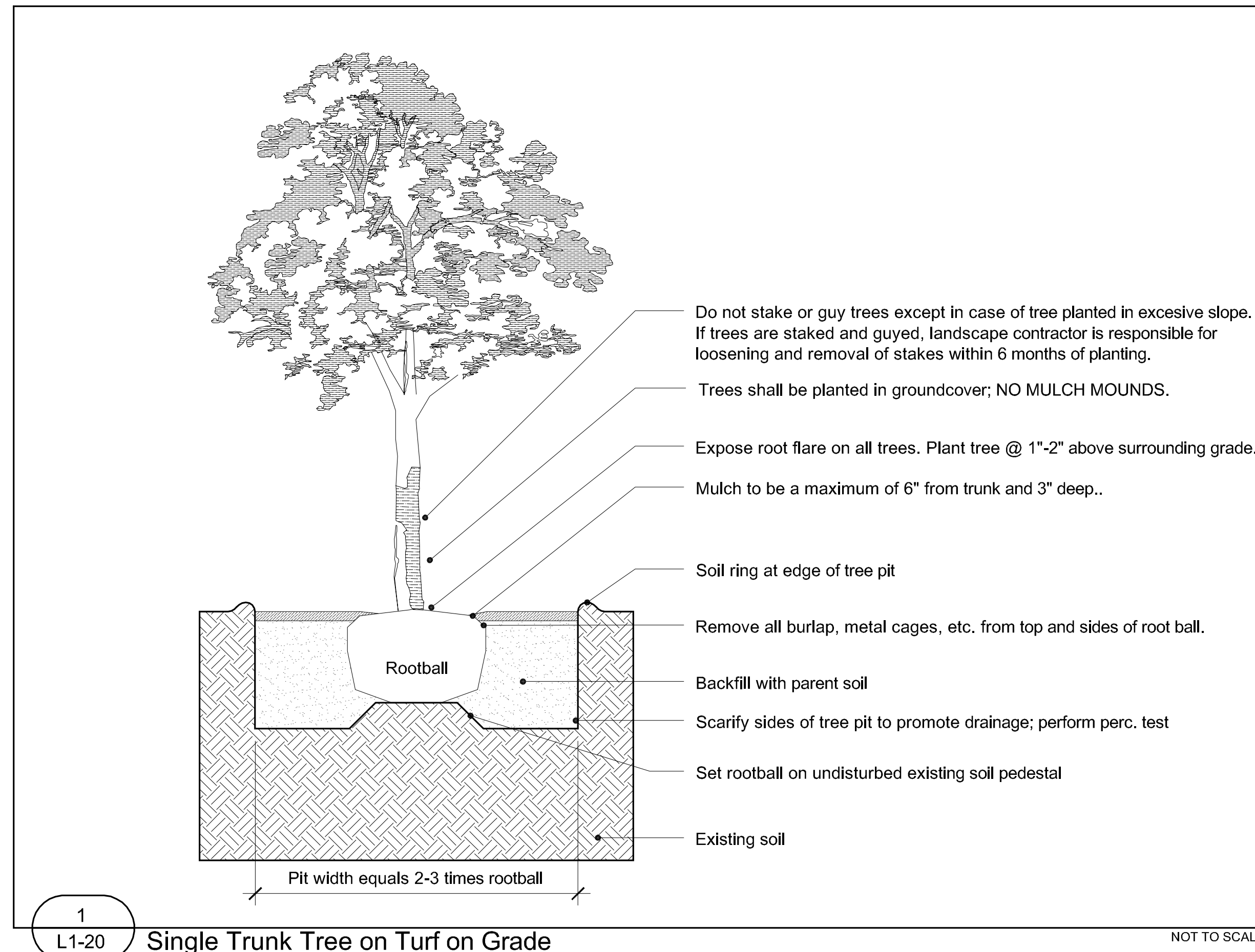
4
L1-20 Street Paver Grate Detail Enlargement, Typical



2
L1-20 Multi-Trunk Tree on Turf on Grade



3
L1-20 Tree in Paver Grate, Typical



1
L1-20 Single Trunk Tree on Turf on Grade

GENERAL NOTE	
Refer to sheet L1-01 Design Selection Summary for specific product, finishes, and colors.	
Refer to sheets L1-12 & L1-13 for furniture and park element details.	
LEGEND	
1	Project Limit
2	Not in Contract (N.I.C.): Information provided for design intent only.
3	Planting Area: Ref. L10-00's & L11-00's
4	Expansion Joint: Ref. Civil for detail
5	Tooled Control Joint: Ref. Civil for detail
6	Concrete Paving A
7	Concrete Paving B
8	Concrete Paving C
9	Concrete Paving D
10	Concrete Wall: ref. Structural
11A	Pavestone Concrete Paver A
11B	Pavestone Concrete Paver B
11C	Pavestone Concrete Paver C
11D	Pavestone Concrete Paver D
11E	Pavestone Concrete Paver E
12	Structural Concrete Masonry Unit Wall
13	Structural Fill: Reference Structural
14	Transformer/Switchgear: Ref. Civil
15	Drain Grate
16	Atrium Grate
17	Paver Grate
18	Metal Pergola
19	Metal Trellis
20	Trellis Above
21	Light Fixture Above
22	Metal Guard Rail
23	Metal Handrail
24	Metal Guard Rail and Handrail
25	Granite Bollard
26	Composite Decking
27	Concrete Pier: Locate in field to avoid conflict with existing tree roots - Ref. Structural
28	Structural Steel Beam: Ref. Structural
29	Structural Framing: Ref. Structural
30	Structural Steel Channel: Ref. Structural
31	Concrete walkway: Ref. Civil & Structural
32	Bridge: N.I.C. (Not In Contract)
33	Building Beyond: N.I.C. (Not In Contract)
34	Guardrail Beyond
35	Concrete Form Ties
36	Vertical Control Joints: Ref. Structural
37	Concrete Bench
38	Lake Edge Wall: Ref. Structural
39	Concrete Wall Beyond
40	Electrical: Ref. Civil
41	Concrete Curb - Reference structural
42	Access Panel - Reference structural
43	Vertical Control Joints: Ref. Structural
44	Concrete Weir: Reference Structural
45	Water
46	Hollow Metal Door and Frame
47	Existing Wooden Fence
48	Metal Gate
49	Limestone Boulder
50	Stone Veneer
60	Fully Grouted Beach Pebbles
61	Fountain: Ref. Fountain Consultant
62	Not Used
63	Fountain Pool: Ref. Fountain Consultant
64	Fountain Water Supply Line: Reference Fountain Consultant
65	Fountain Drain Line: Reference Fountain Consultant
66	Not used
67	Not used
68	Pedestal Drinking Fountain
69	Litter Receptacle
70	Bench
71	Pet Waste Disposal System
72	Bike Rack
73	Gravel
74	Limestone Slab



NO.	REVISION	BY	DATE

TOWN OF ADDISON
 DALLAS COUNTY, TEXAS
PARK AND STREETSCAPE IMPROVEMENTS
 VITRUVIAN PARK
TYPICAL SOFTSCAPE DETAILS

KEVIN SLOAN STUDIO 4145 Travis, Suite 105
 Dallas, Texas 75204 (214) 379-1061

PROJECT	DESIGN	DRAWN	DATE	FILE	SHEET
5029-01	KWS	MM	APR 26, 2010	PW # 2009-04	L1-20

PARK AND STREETSCAPE IMPROVEMENTS - VITRUVIAN PARK