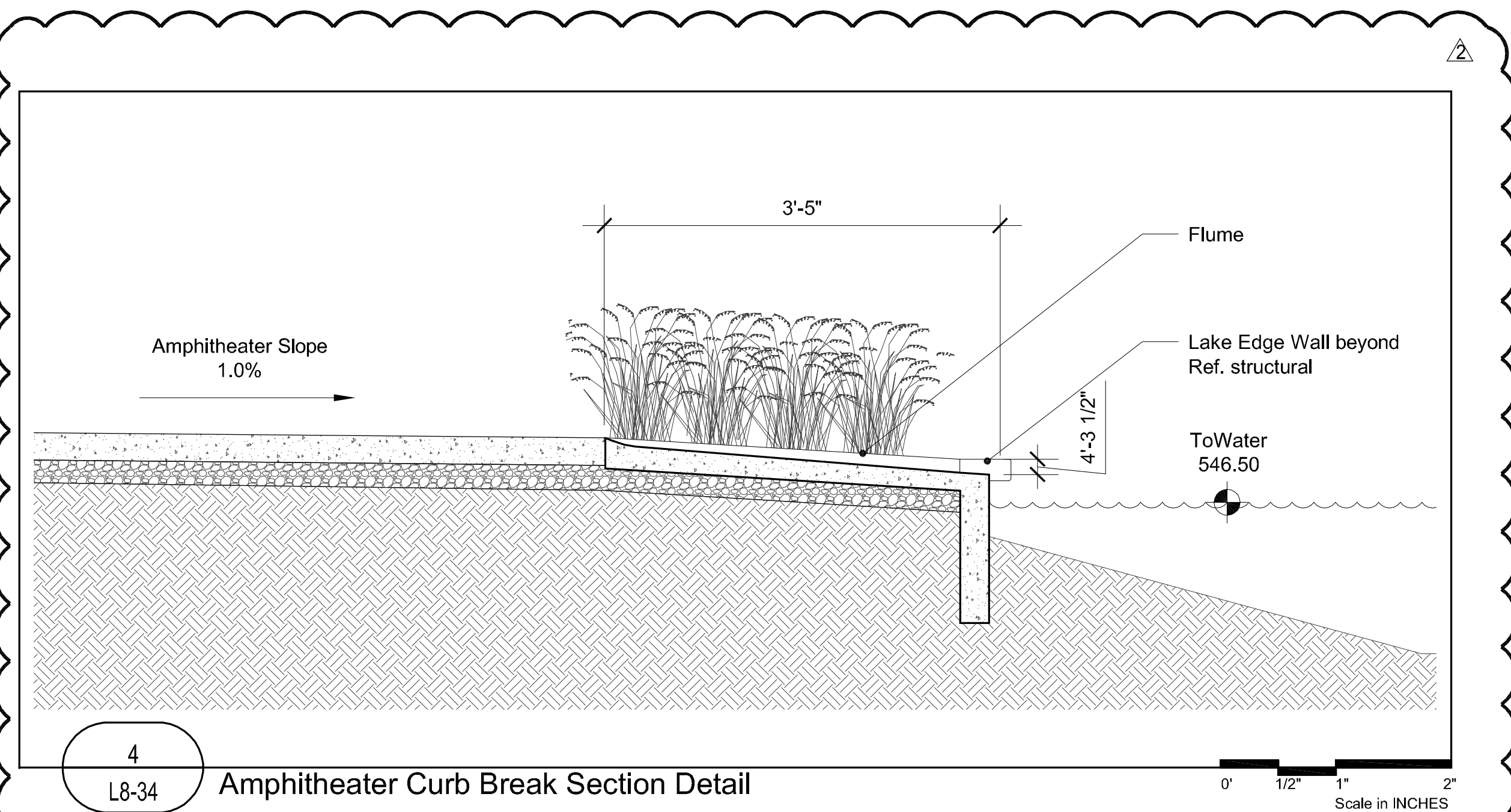
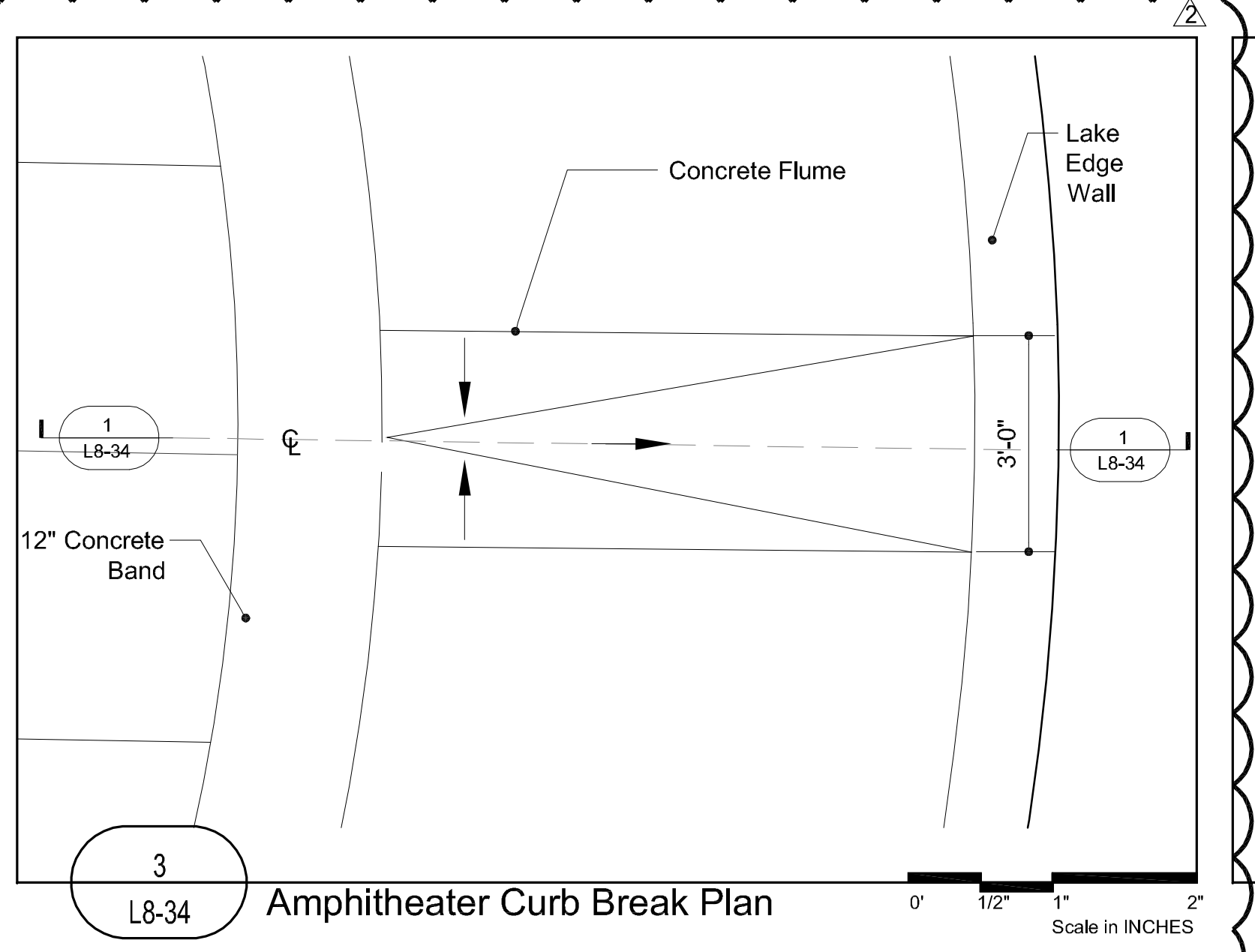


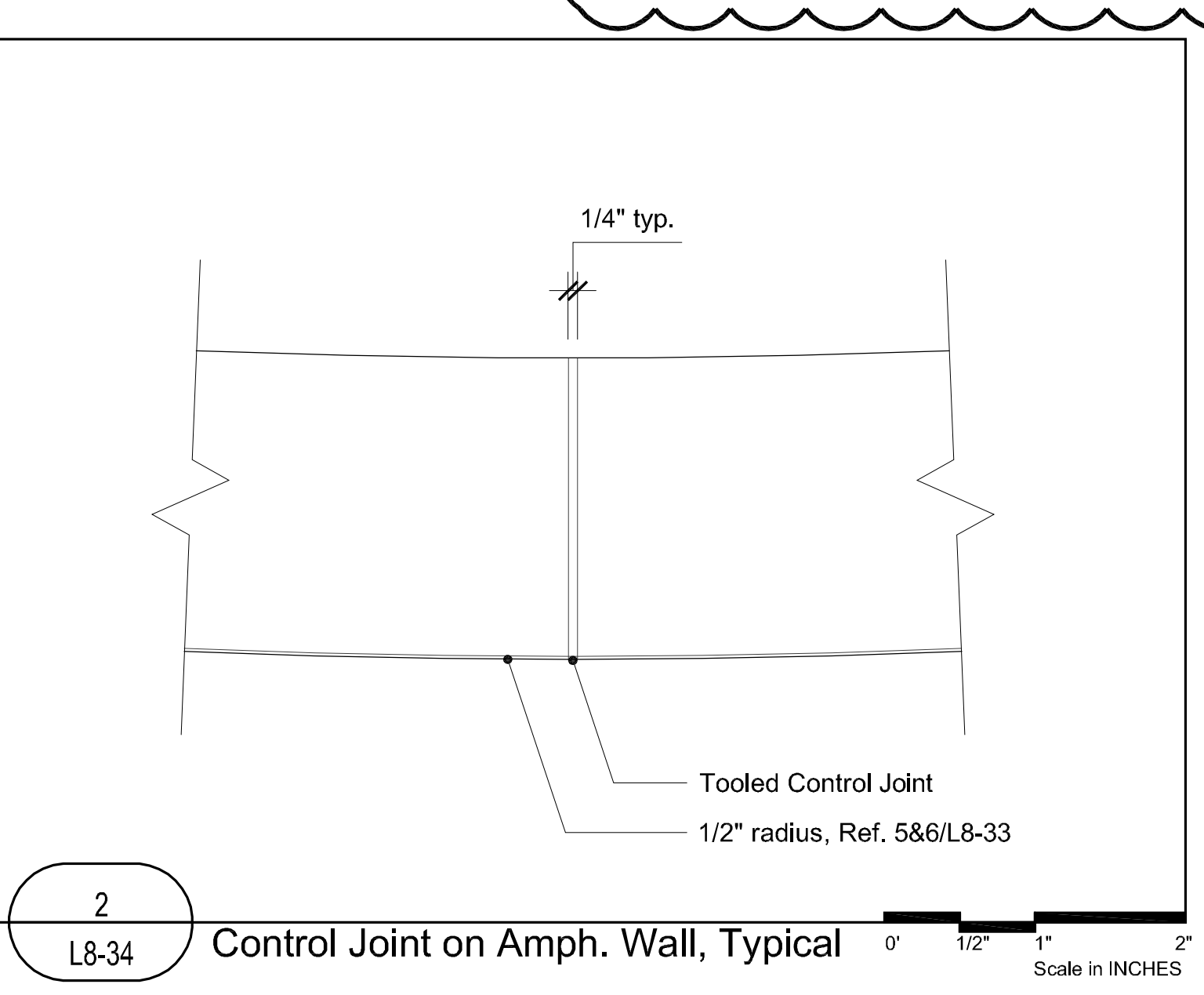
5 L8-34 Expansion Joint on Amph. Wall, Typ.



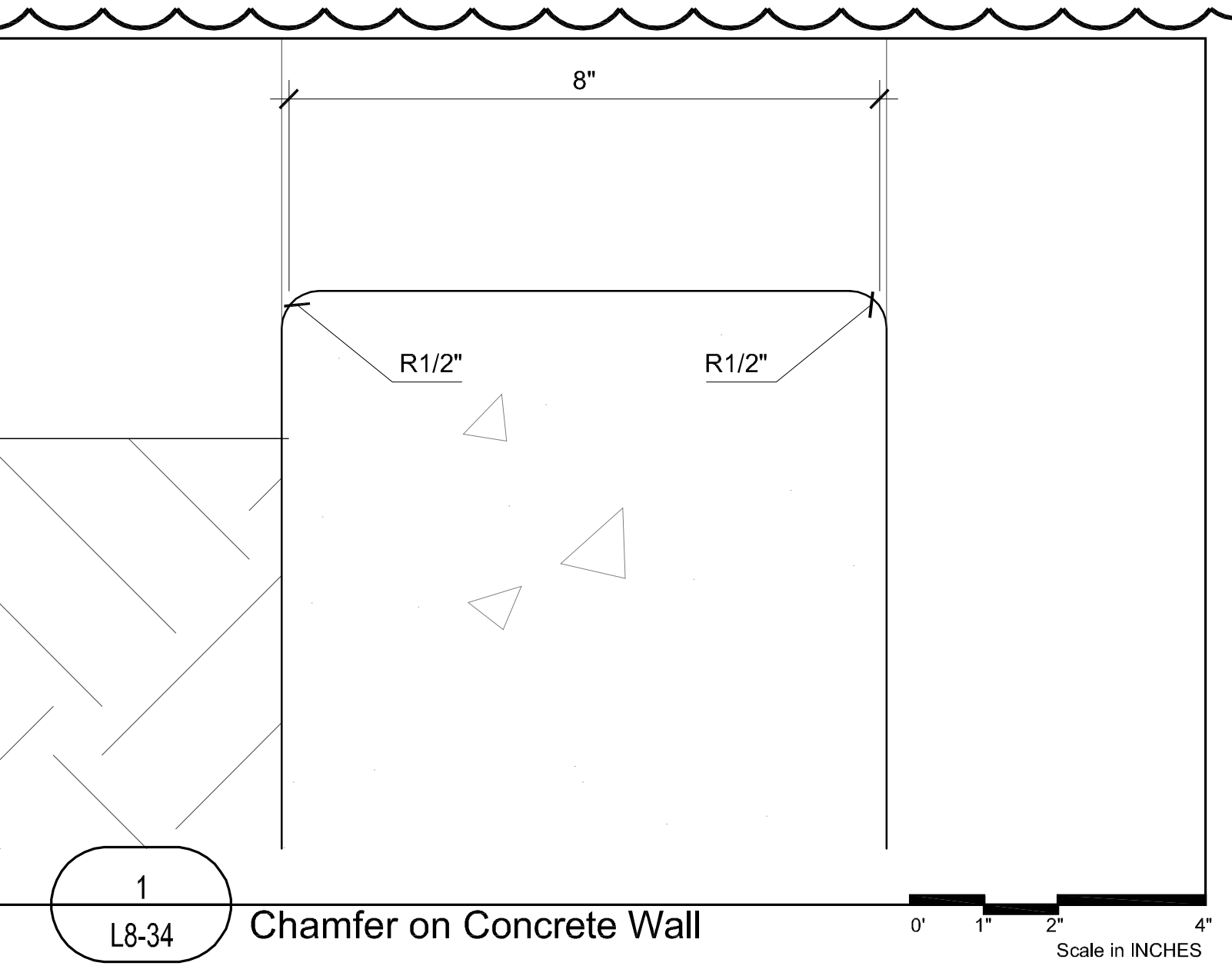
4 L8-34 Amphitheater Curb Break Section Detail



3 L8-34 Amphitheater Curb Break Plan




2 L8-34 Control Joint on Amph. Wall, Typical



1 L8-34 Chamfer on Concrete Wall

GENERAL NOTE	
Refer to sheet L1-01 Design Selection Summary for specific product, finishes, and colors.	
Refer to sheets L1-12 & L1-13 for furniture and park element details.	
LEGEND	
1 Project Limit	47 Existing Wooden Fence
2 Not in Contract (N.I.C.): Information provided for design intent only.	48 Metal Gate
3 Planting Area: Ref. L10-00's & L11-00's	49 Limestone Boulder
4 Expansion Joint: Ref. Civil for detail	50 Stone Veneer
5 Tooled Control Joint: Ref. Civil for detail	60 Fully Grouted Beach Pebbles
6 Concrete Paving A	61 Not Used
7 Concrete Paving B	62 Not Used
8 Concrete Paving C	63 Fountain Pool: Ref. Fountain Consultant
9 Concrete Paving D	64 Fountain Water Supply Line: Reference Fountain Consultant
10 Concrete Wall: ref. Structural	65 Fountain Drain Line: Reference Fountain Consultant
11A Pavestone Concrete Paver A	66 Not used
11B Pavestone Concrete Paver B	67 Not used
11C Pavestone Concrete Paver C	68 Pedestal Drinking Fountain
11D Pavestone Concrete Paver D	69 Litter Receptacle
11E Pavestone Concrete Paver E	70 Bench
12 Structural Concrete Masonry Unit Wall	71 Pet Waste Disposal System
13 Structural Fill: Reference Structural	72 Bike Rack
14 Transformer/Switchgear: Ref. Civil	73 Gravel
15 Drain Grate	74 Limestone Slab
16 Atrium Grate	
17 Paver Grate	
18 Metal Pergola	
19 Metal Trellis	
20 Trellis Above	
21 Light Fixture Above	
22 Metal Guard Rail	
23 Metal Handrail	
24 Metal Guard Rail and Handrail	
25 Granite Bollard	
26 Composite Decking	
27 Concrete Pier: Locate in field to avoid conflict with existing tree roots - Ref. Structural	
28 Structural Steel Beam: Ref. Structural	
29 Structural Framing: Ref. Structural	
30 Structural Steel Channel: Ref. Structural	
31 Concrete walkway: Ref. Civil & Structural	
32 Bridge: N.I.C. (Not In Contract)	
33 Building Beyond: N.I.C. (Not In Contract)	
34 Guardrail Beyond	
35 Concrete Form Ties	
36 Vertical Control Joints: Ref. Structural	
37 Concrete Bench	
38 Lake Edge Wall: Ref. Structural	
39 Concrete Wall Beyond	
40 Electrical: Ref. Civil	
41 Concrete Curb - Reference structural	
42 Access Panel - Reference structural	
43 Vertical Control Joints: Ref. Structural	
44 Concrete Weir: Reference Structural	
45 Water	
46 Hollow Metal Door and Frame	
LIGHTING	
SA (1,2,3,4,5,6,7,8,9) Pole Mount - ref. Civil	
SB Pole Mount - ref. Civil	
SC Wall Recessed - ref. Civil	
SE Suspended Strand - ref. Civil	
SE-1 Suspended Strand - ref. Civil	
SE-1 Direct Imbedded Trans - ref. Civil	
SK1 Surface Mount - ref. Civil	
SK2 Surface Mount - ref. Civil	
L4 Pole Mount - ref. Civil	
L5 Ceiling Mount - ref. Civil	



NO.	REVISION	BY	DATE
1	RFI 46 - AMPHITHEATER PAVING	KSS	11/18/10
2	FLUME DETAIL - REVISION	KSS	12/03/10

**TOWN OF ADDISON**  
 DALLAS COUNTY, TEXAS

**PARK AND STREETSCAPE IMPROVEMENTS**  
 VITRUVIAN PARK

**AMPHITHEATER - DETAILS**

**KEVIN SLOAN STUDIO** 2400 Empire Central, Suite F  
 Dallas, Texas 75235 (214) 459-1784

PROJECT	DESIGN	DRAWN	DATE	FILE	SHEET
5029-01	KWS		APR 26, 2010	PW # 2009-04	L8-34

PARK AND STREETSCAPE IMPROVEMENTS - VITRUVIAN PARK