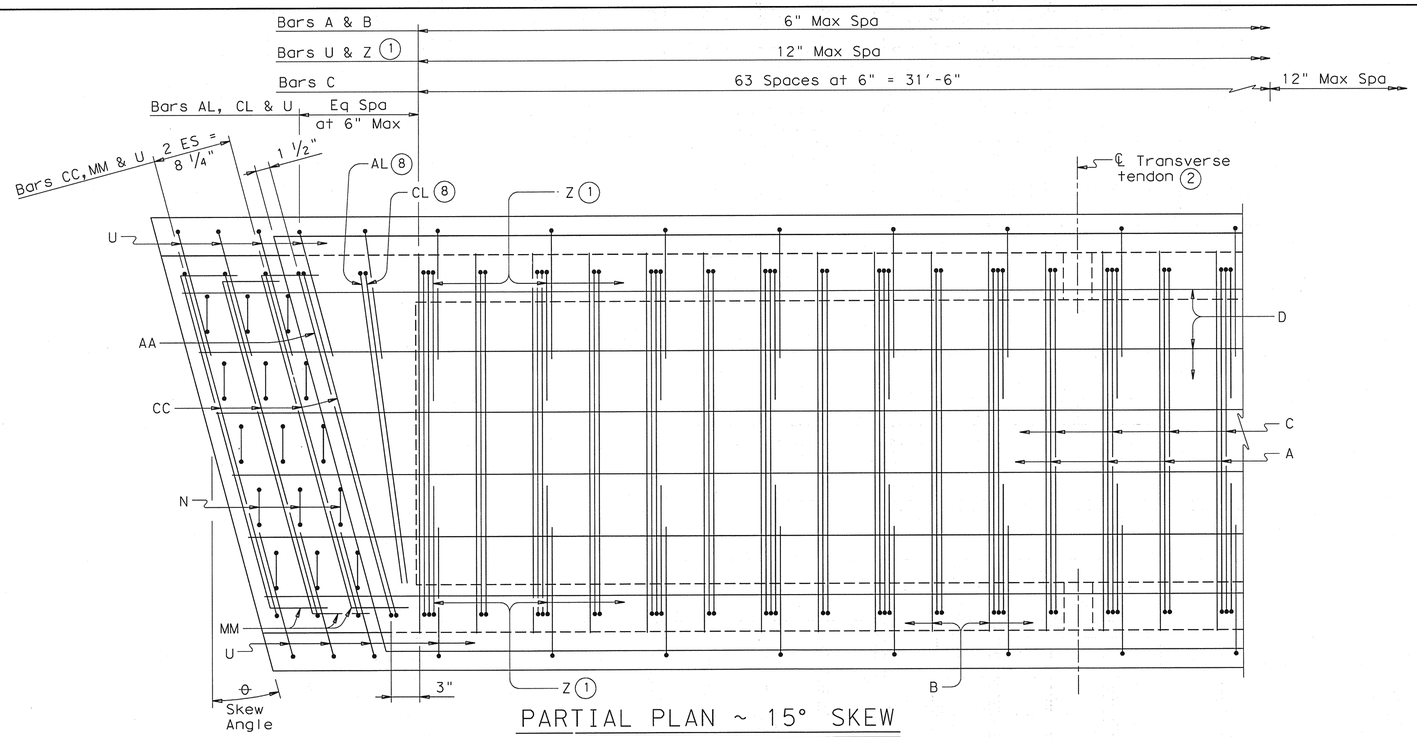

PARTIAL PLAN ~ 15° SKEW

(Showing Type 4B28)
(use for skew angles of 15° or less)

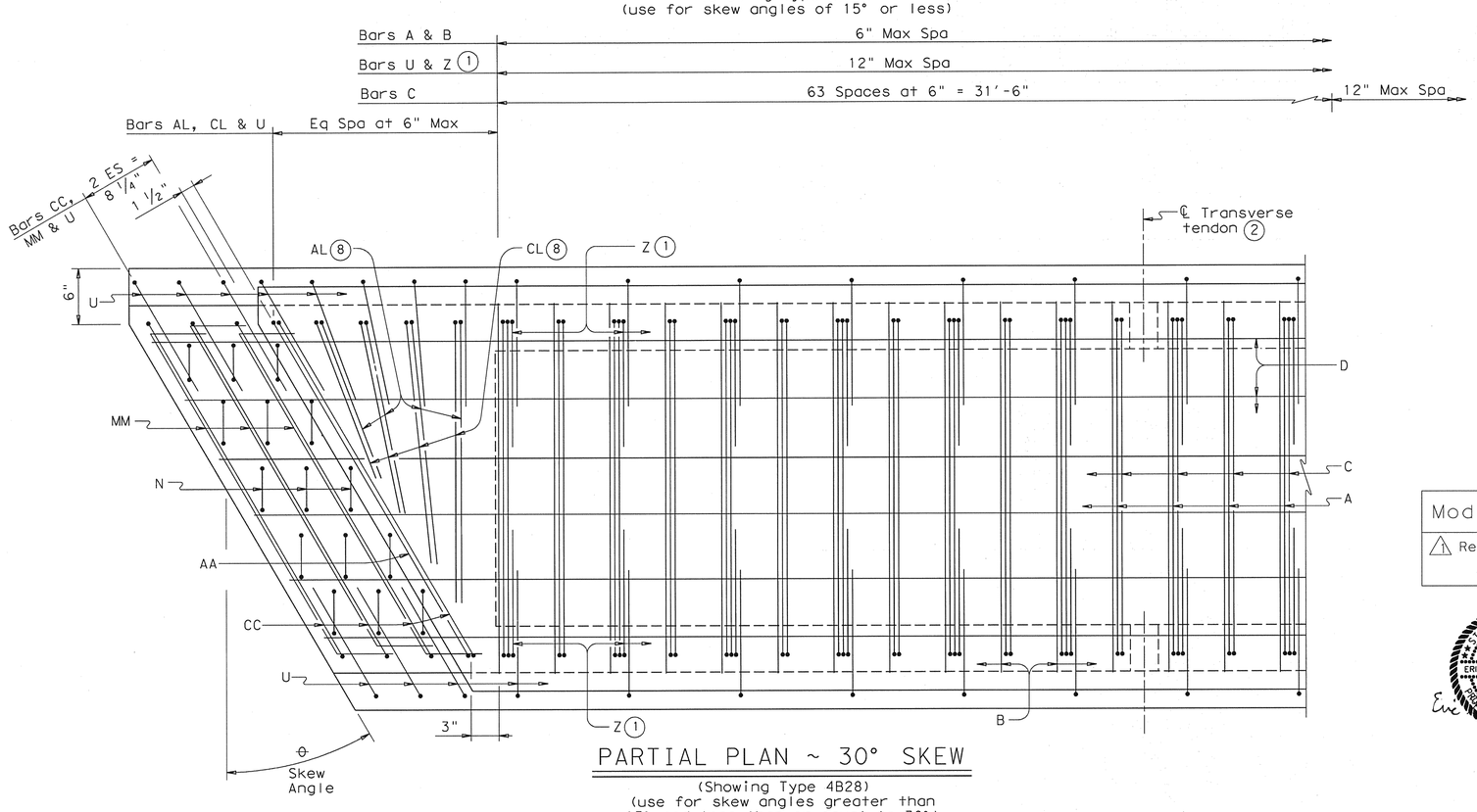

PARTIAL PLAN ~ 30° SKEW

(Showing Type 4B28)
(use for skew angles greater than 15° and less than or equal to 30°)

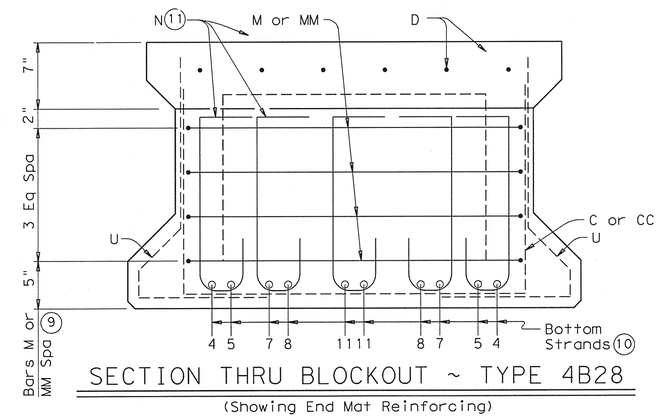

SECTION THRU BLOCKOUT ~ TYPE 4B28

(Showing End Mat Reinforcing)

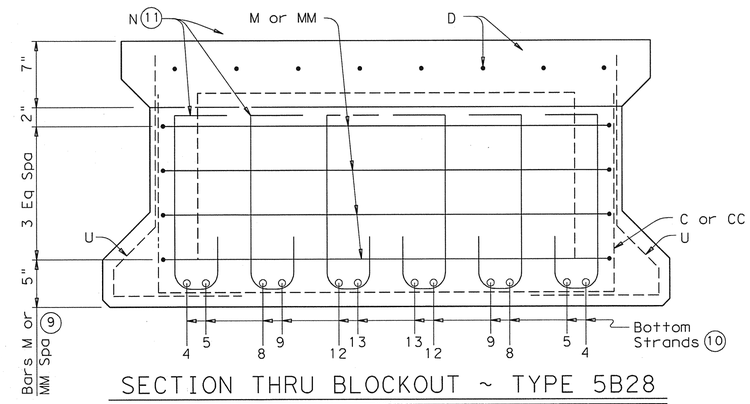

SECTION THRU BLOCKOUT ~ TYPE 5B28

(Showing End Mat Reinforcing)

(1) Bars Z are required for beams topped with a cast-in-place concrete slab only.

(2) Post-tensioning tendons are required for beams not topped with a Min 5" cast-in-place concrete slab. See span details for number and spacing of transverse tendons. Cast interior diaphragms in exterior beams and beams that serve temporarily as exterior beams in staged constructed bridges. See "Blockout, Interior Diaphragm, and Drain Details". Form 3" Dia holes in interior beams. See standard BBPT for details.

(8) Cut as required to maintain one inch clear between bars.

(9) Bars M may be adjusted vertically as required to avoid pretensioning strands in web.

(10) See standard BBND or appropriate Prestressed Concrete Box Beam Standard Designs sheet for locations of pretensioning strands.

(11) For Type 4B28 Box Beams: Bars N may be reduced to 4 bars per row when beam design contains fewer than 22 strands. In this case, place Bars N at the 5-6 and 8-9 strand locations.

For Type 5B28 Box Beams: Bars N may be reduced to 5 bars per row when beam design contains fewer than 28 strands. In this case, place Bars N at the 4-5, 9-10 and 14-14 strand locations.

HL93 LOADING

SHEET 2 OF 3

Modifications	ESC	04/29/10
1 Revised Z bar		

04-29-10

STATE OF TEXAS
ERIC S. CHRISTIANSEN
85412
LICENSED PROFESSIONAL ENGINEER

THE SEAL APPEARING ON THIS DOCUMENT WAS AUTHORIZED BY ERIC S. CHRISTIANSEN, P.E.#85412 ON 04-29-2010. ALTERATION OF A SEALED DOCUMENT WITHOUT PROPER NOTIFICATION TO THE RESPOSIBLE ENGINEER IS AN OFFENSE UNDER THE TEXAS ENGINEERING PRACTICE ACT. THE RECORD COPY OF THIS DRAWING IS ON FILE AT THE OFFICES OF HALFF ASSOCIATES, 1201 NORTH BOWSER ROAD, RICHARDSON, TEXAS, 75081. TBPE FIRM #F-312.

Texas Department of Transportation
Bridge Division

PRESTRESSED CONCRETE BOX BEAM DETAILS (TYPE B28)

BB-B28 (MOD)

FILE: obstde02.dgn	DN: TxDOT	CK: TxDOT	DW: TxDOT	CK: TxDOT
© TxDOT December 2006	DISTRICT	FEDERAL AID PROJECT		SHEET
REVISIONS				S4-05
	COUNTY	CONTROL	SECT	JOB	HIGHWAY

DISCLAIMER:
The use of this standard is governed by the "Texas Engineering Practice Act". No warranty of any kind is made by TxDOT for any purpose whatsoever. TxDOT assumes no responsibility for the conversion of this standard to other formats or for incorrect results or damages resulting from its use.

PATH:

LEVELS DISPLAYED