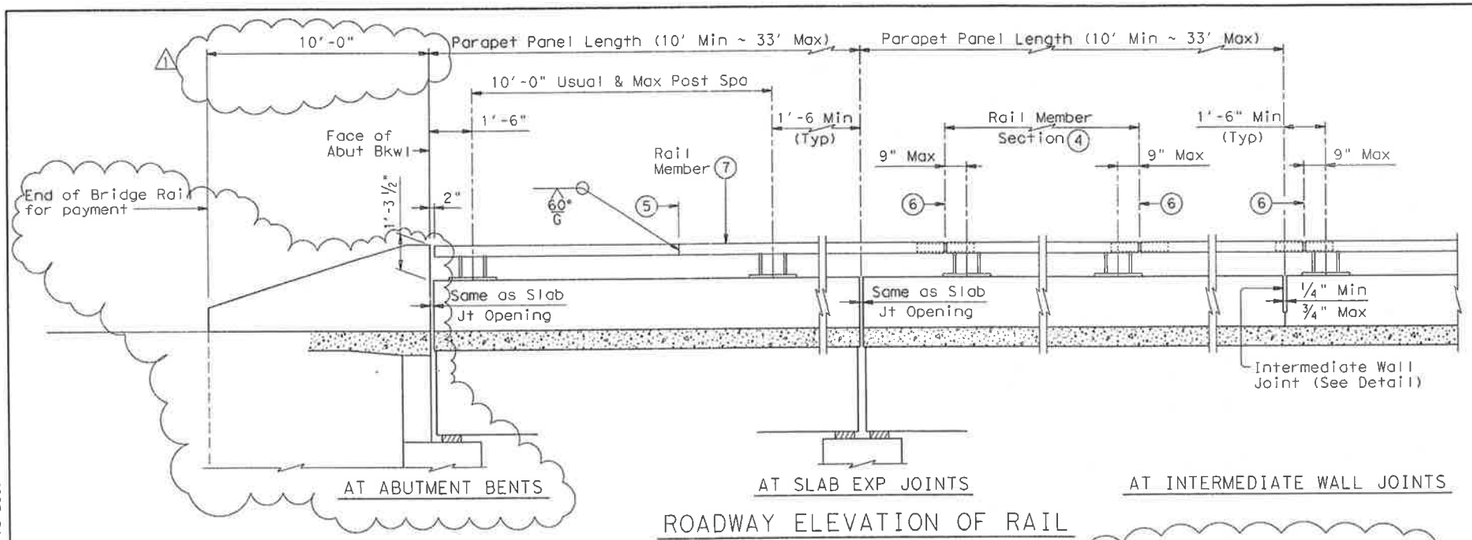


## ROADWAY ELEVATION OF RAIL

(Rail Member showing Elliptical Tube Option, Rectangular Tube Option similar).

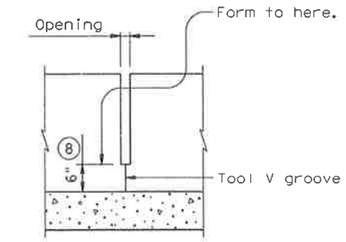


## INTERMEDIATE WALL JOINT DETAIL

Note: Provide intermediate wall joints over all slab construction joints, over interior supports on continuous units, and at equal intervals in between as necessary to maintain a 33' maximum length of unbroken wall. Location independent of pipe rail splices.

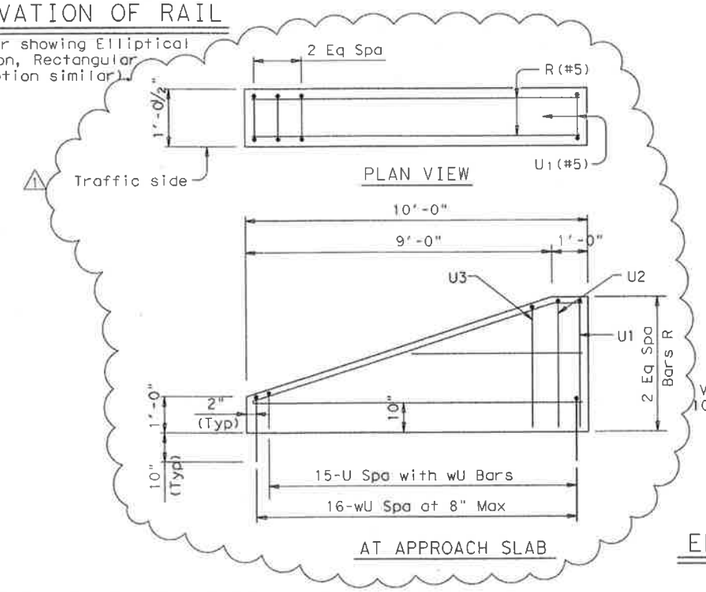


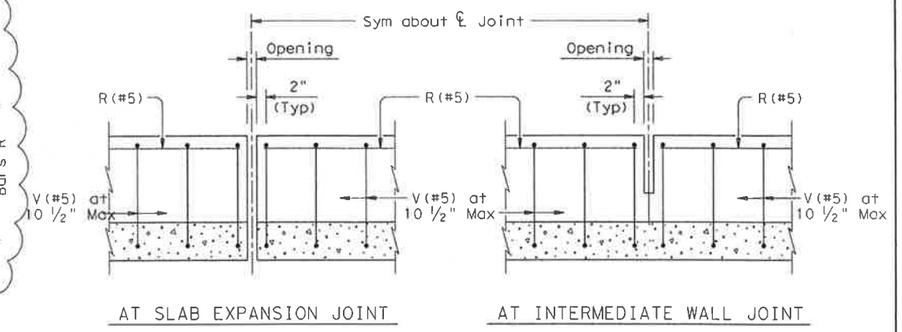


## ELEVATION SHOWING TYPICAL REINFORCING PLACEMENT

1. Showing TL-3 Splice location, TL-2 Splice location is 1'-0".
2. ℄ Splice ~ Metal Beam Guard Fence Transitions must be attached to the bridge rail and extended along the embankment unless otherwise shown in the plans.
3. Terminal Connectors and associated hardware are to be paid for under the Item "Metal Beam Guard Fence".
4. Rail member sections must have at least two posts but not more than four.
5. One shop splice per rail member section is permitted with minimum 85 percent penetration. The weld may be square groove or single vee groove. Grind smooth.
6. ℄ Exp Jt or Splice Jt as required.
7. Unless directed otherwise by the Engineer, the fabricator may use the rectangular tube in lieu of the elliptical tube for the rail member.
8. Increase 2" for structures with overlay.
9. Bolts must be of sufficient length to extend 1/2" to 3/4" beyond nut.
10. Bolt recesses are only required when pedestrian sidewalks are adjacent to back of rail.
11. 4 additional Bars R(#5) 3'-8" in length must be placed inside Bars U(#5) and centered 2'-0" from end of rail when Terminal Connections are required. Field bend as needed.

| Modifications | ESC | 04/29/10 |
|---|---|---|
| 1 Revised End Rail, Eliminate Connections, and modified material notes. | | |

SHEET 1 OF 3

04-29-10

STATE OF TEXAS
ERIC S. CHRISTIANSEN
85412
LICENSED PROFESSIONAL ENGINEER

THE SEAL APPEARING ON THIS DOCUMENT WAS AUTHORIZED BY ERIC S. CHRISTIANSEN, P.E.#85412 ON 04-29-2010. ALTERATION OF A SEALED DOCUMENT WITHOUT PROPER NOTIFICATION TO THE RESPOSIBLE ENGINEER IS AN OFFENSE UNDER THE TEXAS ENGINEERING PRACTICE ACT. THE RECORD COPY OF THIS DRAWING IS ON FILE AT THE OFFICES OF HALFF ASSOCIATES, 1201 NORTH BOWSER ROAD, RICHARDSON, TEXAS, 75081. TBPE FIRM #F-312.

Texas Department of Transportation
Bridge Division

# TRAFFIC RAIL

# TYPE T401 (MOD)

| FILE: rlstd006.dgn | DN: TxDOT | CK: TxDOT | DW: JTR | CK: JMH |
|---|---|---|---|---|
| © TxDOT April 2009 | DISTRICT | FEDERAL AID PROJECT | | SHEET |
| REVISIONS | | | | S4-16 |
| | COUNTY | | CONTROL SECT JOB | HIGHWAY |

DISCLAIMER:
The use of this standard is governed by the "Texas Engineering Practice Act". No warranty of any kind is made by TxDOT for any purpose whatsoever. TxDOT assumes no responsibility for the conversion of this standard to other formats or for incorrect results or damages resulting from its use.

ACC:
LEVELS DISPLAYED