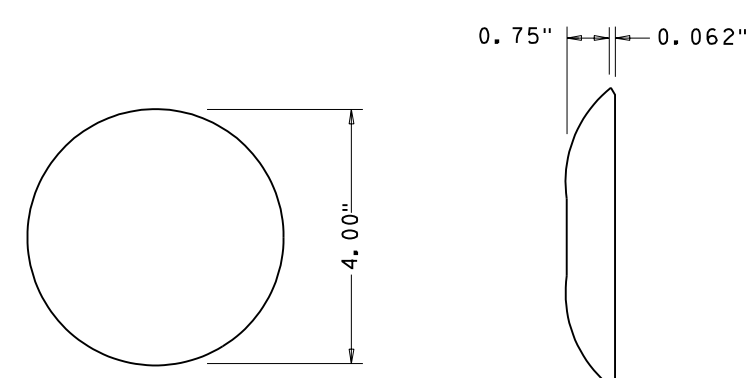


REFLECTIVE
STIMSONITE OR APPROVED EQUAL



NON-REFLECTIVE
AMERICAN CLAY CERAMIC OR APPROVED EQUAL

BUTTON DESIGN

EPOXY ADHESIVE TO BE USED

TYPE III & III-M

(HAND MIX) (MACHINE MIX)

PAVEMENT TEMP., °F	APPROX. SET TIME (HR) TYPE III & III-M
(a) 115	(a) 1
(b) 95	(b) 2
(c) 77	(c) 4
(d) 60	(d) 8
(e) 50	(e) -

NOTES:

- (1) ALL ROADWAY MARKERS SHALL MEET CURRENT MANUAL ON UNIFORM TRAFFIC CONTROL DEVICE SPECS & SHALL BE APPROVED BY THE TOWN OF ADDISON PRIOR TO INSTALLATION.
- (2) A 1/16" CHALK LINE SHALL BE USED TO MARK LOCATION OF MARKERS TO BE PLACED ON PAVEMENT. ALL MARKERS SHALL BE IN LINE WITH NO VARIANCES OTHER THAN NECESSARY FOR PROPER ALIGNMENT OF TRAVEL LANES.
- (3) MARKERS SHALL NOT BE PLACED ON SAW JOINTS OF CONCRETE PAVEMENTS, BUT SHALL BE TWO (2) INCHES OFF OF THE SAW JOINT (AS APPROVED BY SIGNS & MARKINGS DIV.).
- (4) THE SURFACES ON WHICH MARKINGS ARE TO BE APPLIED SHALL BE CLEAN, DRY SURFACES & FREE OF LOOSE PARTICLES, DIRT, ACCUMULATIONS OF TAR & GREASE OR OTHER DELETERIOUS MATERIALS.
- (5) WHEN MARKINGS ARE TO BE PLACED ON PORTLAND CEMENT CONCRETE PAVEMENT LESS THAN 1 YEAR OLD, THE PAVEMENT SHALL BE CLEANED OF ALL RESIDUE & CURING COMPOUNDS PRIOR TO THE PLACEMENT OF THE MARKING MATERIAL.
- (6) YELLOW MARKERS PLACED SIDE BY SIDE TO FORM A DOUBLE LINE SHALL HAVE A 4" SPACE BETWEEN MARKERS
- (7) WHITE MARKERS PLACED SIDE BY SIDE TO FORM A DOUBLE LINE SHALL HAVE A 4" SPACE BETWEEN MARKERS
- (8) WHITE MARKERS PLACED SIDE BY SIDE TO FORM A WIDE LINE SHALL BE ADJACENT TO EACH OTHER

ROADWAY MARKERS SPECIFICATIONS

COLOR OF MARKERS:

A: YELLOW BODY-AMBER REFLECTOR Y: YELLOW BODY-NON REFLECTIVE
C: WHITE BODY-CRYSTAL REFLECTOR W: WHITE BODY-NON REFLECTIVE
R: RED BODY-RED REFLECTOR

REFLECTIVE FACES:

I : ONE FACE REFLECTORIZED
II: BOTH FACES REFLECTORIZED

SIZES & KINDS OF MARKERS:

4 : 4" LANE MARKER

EXAMPLES OF ROADWAY MARKERS:

TYPE II-CR-4 : 4" REFLECTORIZED LANE MARKER, ONE FACE REFLECTS CRYSTAL, ONE FACE REFLECTS RED LIGHT.

TYPE Y-4 : 4" NON-REFLECTIVE YELLOW LANE MARKER

ROADWAY MARKERS TO BE USED


LANE MARKERS:

TYPE Y-4 TYPE I-C-4 TYPE II-AA-4
TYPE W-4 TYPE II-CR-4

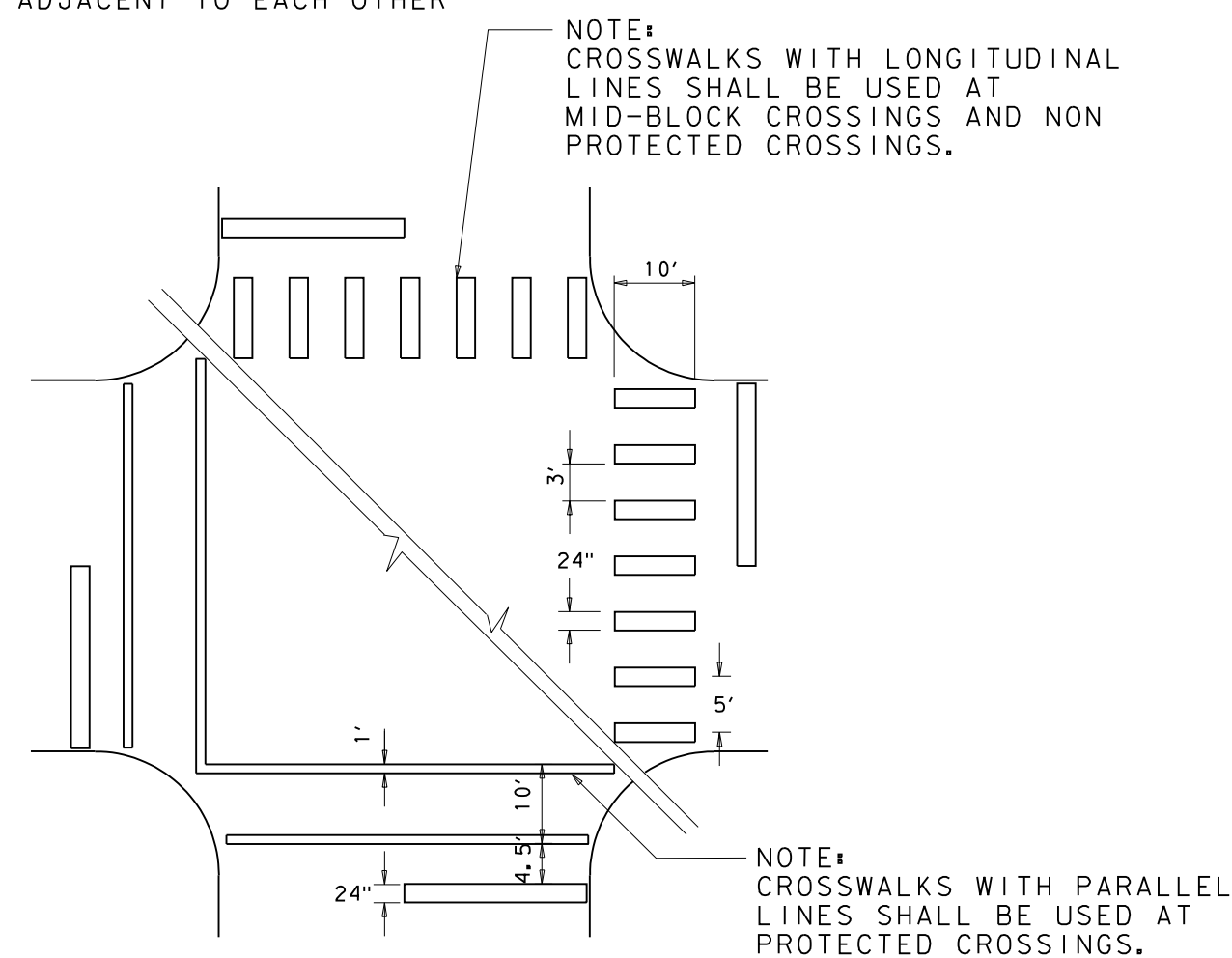
STOP BARS, CROSSWALKS, AND PAVEMENT MESSAGES

ALL STOP BARS, CROSSWALKS, & PAVEMENT MESSAGES SHALL MEET TOWN OF ADDISON SPECIFICATIONS. BEFORE INSTALLATION, CONTACT TOWN OF ADDISON FOR SPECIFICATIONS.

TWENTYFOUR INCH TAPE SHALL BE USED FOR STOP BARS, AND CROSSWALKS WITH LONGITUDINAL LINES. TWELVE INCH TAPE SHALL BE USED AT CROSSWALKS WITH PARALLEL LINES. NO TAPE COMBINATIONS WILL BE ALLOWED. FOUR INCH TAPE WILL BE USED FOR LANE LINES, IF APPLICABLE. TAPE TO BE USED IS 3M STA-MARK, A-420 OR APPROVED EQUAL. PREFORMED THERMOPLASTIC TAPE MAY BE USED DURING COLD WEATHER WITH PRIOR APPROVAL FROM THE TOWN OF ADDISON CONTACT CEMENT E-44 MUST FOLLOW MANUFACTURERS APPLICATION INSTRUCTIONS. ALL PAVEMENT MARKINGS SHALL CONFORM TO THE MANUAL ON UNIFORM TRAFFIC CONTROL DEVICES PER THE LATEST AMENDMENT.



LANE MARKERS



STANDARD CROSSWALKS AND STOP BARS PAVEMENT MARKINGS

TYPICAL PAVEMENT MARKINGS



NO.	REVISION	BY	DATE

Addison! TOWN OF ADDISON
DALLAS COUNTY, TEXAS
PAVING, DRAINAGE & UTILITY IMPROVEMENTS
PONTE AVENUE CIRCLE

PAVEMENT MARKING & SIGNAGE DETAILS

PROJECT		DESIGN		DRAWN		DATE		FILE		SHEET	
5019-09	ICE	ICE	ICE	SEPT 22, 2011	PW# 2011-03	16					

PAVING, DRAINAGE, & UTILITY IMPROVEMENTS - PONTE AVENUE CIRCLE