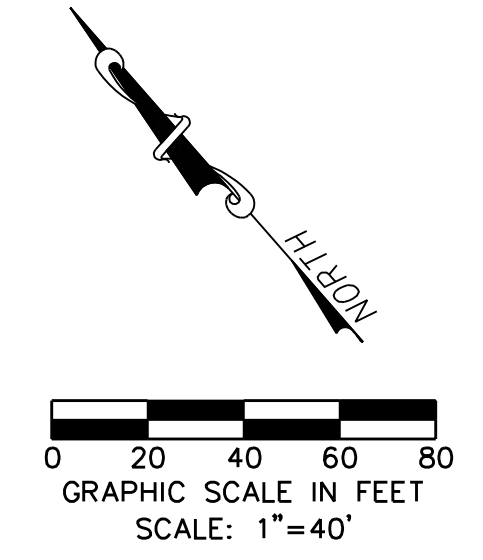
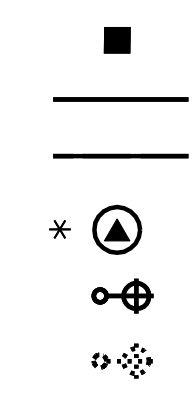


- LEGEND**
- PULL BOX (GROUND BOX)
  - PVC CONDUIT (LIGHTING)
  - PVC CONDUIT (POWER)
  - TRANSFORMER ON POLE
  - STREET LIGHT - 100W
  - STREET LIGHT - FUTURE 100W
  - \* PROVIDED BY POWER COMPANY



**STREET LIGHTING & CONDUIT NOTES**


1. REFER TO SHEET 3 "GENERAL CONSTRUCTION NOTES, LEGEND AND ABBREVIATIONS" FOR THE GENERAL CONSTRUCTION NOTES FOR THE PROJECT.
2. REFER TO SHEET ED(1)-03 FOR ELECTRIC DETAILS - CONDUIT. RIGID METAL CONDUIT ELBOWS ARE NOT REQUIRED.
3. REFER TO SHEET ED(3)-03 FOR ELECTRIC DETAILS - GROUND BOXES. RIGID METAL CONDUIT ELBOWS ARE NOT REQUIRED. CONCRETE APRON IS NOT REQUIRED.
4. WATER, SANITARY SEWER, AND STORM DRAIN LINES ARE SHOWN FOR REFERENCE ONLY. CONTRACTOR SHALL LOCATE ALL UTILITY LINES IN THE AREA PRIOR TO DIGGING.
5. INSTALL SCHEDULE 40 PVC UNDERGROUND (24" MIN COVER). ALL STREET AND DRIVEWAY CROSSINGS (36" MIN COVER). ALL BENDS TO BE LONG RADIUS.
6. UNLESS OTHERWISE INDICATED ALL WORK SHALL CONFORM TO THE 2008 NATIONAL ELECTRICAL CODE (NFPA 70) AND THE 2007 NATIONAL ELECTRICAL SAFETY CODE (ANSI C2).
7. ALL EMPTY CONDUIT INSTALLED FOR FUTURE EXTENSION SHALL BE TURNED UP AND EXTENDED UP TO FINISHED GRADE. CAP ENDS OF ALL CONDUITS. ALL EMPTY CONDUIT SHALL CONTAIN A PULL LINE - 200 LB TEST NYLON.
8. IRRIGATION SLEEVES "IRR" SHALL CONSIST OF 1-6" SCH 40 PVC AND 1-2" SCH 40 PVC INSTALLED WITH MINIMUM 24" COVER AND EXTENDING 2' BEYOND THE BACKS OF CURB OR EDGE OF PAVEMENT AND UP TO FINISHED GRADE. CAP ENDS OF ALL CONDUITS.

**WARNING**

CONTRACTOR IS TO CONTACT TEXAS ONE-CALL SYSTEM (1-800-245-4545) OR OTHER UTILITY LOCATING SERVICES AT LEAST 48 HOURS PRIOR TO CONSTRUCTION ACTIVITIES. ICON CONSULTING ENGINEERS, INC. IS NOT RESPONSIBLE FOR KNOWING ALL EXISTING UTILITIES IN THE PROJECT AREA NOR FOR DEPICTING THE EXACT LOCATIONS OF UTILITIES ON THESE DRAWINGS.

BM #1 REF. ELEVATION = 559.47  
 SQUARE CUT IN TOP OF CURB, SOUTH MEDIAN END NOSE, MARSH LANE  
 1127' NORTH OF WITRUVIAN WAY.

BM #2 REF. ELEVATION = 547.84  
 SQUARE CUT IN TOP OF CURB, NORTH MEDIAN END NOSE, AT INTERSECTION OF  
 WITRUVIAN WAY AND MARSH LANE.



NO.	REVISION	BY	DATE

**Addison!** TOWN OF ADDISON  
 DALLAS COUNTY, TEXAS

PAVING, DRAINAGE & UTILITY IMPROVEMENTS  
 PONTE AVENUE CIRCLE

**STREET LIGHT & CONDUIT PLAN**

**icon** Consulting Engineers, Inc.  
 Civil Engineers - Designers - Planners

250 W. Southlake Blvd., Suite 117  
 Southlake, Tx 76092 (817) 552-6210

PROJECT	DESIGN	DRAWN	DATE	FILE	SHEET
5019-09	ICE	ICE	SEPT 22, 2011	PW# 2011-03	17

PAVING, DRAINAGE, & UTILITY IMPROVEMENTS - PONTE AVENUE CIRCLE