


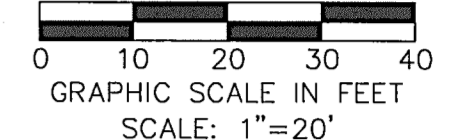
NOTE:
 REFERENCE LANDSCAPE PLAN
 AND STRUCTURAL PLAN FOR
 DETAILED DIMENSIONS, JOINTING
 AND FINISHING

LEGEND

- DOWELED EXPANSION JOINT - "DE" JOINT
 - THICKENED EDGE EXPANSION JOINT - "E" JOINT
 - 5" SAWED DUMMY JOINT OR CONSTRUCTION JOINT WITH BARS
 - 1" LONGITUDINAL CONSTRUCTION JOINT AND TRANSVERSE CONSTRUCTION JOINT WITH DOWEL BARS
- SIDEWALK & FLATWORK:**
 4" REINFORCED CONCRETE SIDEWALK FLATWORK (3000 PSI AT 28 DAYS) W/ #3 BARS @ 18" O.C.E.W. ON 6" COMPACTED SUBGRADE TO 95% AT OR ABOVE OPTIMUM MOISTURE CONTENT (ASTM D 698) REFERENCE LANDSCAPE PLANS



WARNING
 CONTRACTOR IS TO CONTACT TEXAS ONE-CALL SYSTEM (1-800-245-4545) OR OTHER UTILITY LOCATING SERVICES AT LEAST 48 HOURS PRIOR TO CONSTRUCTION ACTIVITIES. ICON CONSULTING ENGINEERS, INC. IS NOT RESPONSIBLE FOR KNOWING ALL EXISTING UTILITIES IN THE PROJECT AREA NOR FOR DEPICTING THE EXACT LOCATIONS OF UTILITIES ON THESE DRAWINGS.



PAVING NOTES

1. **GENERAL CONSTRUCTION NOTES:** REFER TO SHEET C100 "GENERAL CONSTRUCTION NOTES, LEGEND AND ABBREVIATIONS" FOR THE GENERAL CONSTRUCTION NOTES FOR THE PROJECT.
2. **PROTECTION OF EXISTING IMPROVEMENTS:** THE CONTRACTOR SHALL TAKE CARE NOT TO DISTURB EXISTING UTILITIES, BUILDING FOUNDATION OR OTHER SITE STRUCTURES DURING PAVEMENT OPERATIONS.
3. **SUBGRADE PREPARATION:** PREPARATION OF SUBGRADE UNDER PAVED AREAS SHALL BE PERFORMED IN ACCORDANCE WITH THE GOVERNING AUTHORITIES' SPECIFICATIONS OR THE GEOTECHNICAL REPORT. THE MORE RESTRICTIVE REQUIREMENTS SHALL APPLY.
 PREPARATION OF THE SUBGRADE FOR PAVING WITHIN RIGHT-OF-WAY, ACCESS EASEMENTS AND/OR FIRE LANES SHALL NOT BE INITIATED UNTIL ALL TESTING OF UNDERGROUND UTILITIES HAS BEEN COMPLETED AND VERIFIED TO MEET THE GOVERNING AUTHORITIES' SPECIFICATIONS AND AUTHORIZATION TO PROCEED HAS BEEN RECEIVED FROM THE INSPECTOR.
 PAVEMENT SUBGRADE SHALL NOT BE ALLOWED TO RETAIN WATER. WET MATERIAL SHALL BE REMOVED TO DRY, SOUND MATERIAL AND APPROPRIATE DENSITY ACHIEVED PRIOR TO PAVING OPERATIONS.
4. **PROOF-ROLL SUBGRADE:** THE SUBGRADE SHALL BE PROOF-ROLLED WITH HEAVY PNEUMATIC EQUIPMENT. ANY SOFT OR PUMPING AREAS SHALL BE EXCAVATED TO FIRM SUBGRADE AND BACKFILLED AND RE-COMPACTED IN CONFORMANCE WITH THE GEOTECHNICAL REPORT.
5. **HYDRATED LIME:** HYDRATED LIME (IF REQUIRED) SHALL MEET THE REQUIREMENTS OF TxDOT ITEM 260, LIME TREATMENT USED AS SUBGRADE. LIME SHALL BE APPLIED AT THE RATE OF 6% BY WEIGHT, THOROUGHLY MIXED AND BLENDED WITH THE TOP 6" OF SUBGRADE AND UNIFORMLY COMPACTED TO A MINIMUM OF 100 PERCENT OF STANDARD PROCTOR (ASTM D698) DETERMINED BY THAT TEST. LIME STABILIZATION SHALL EXTEND ONE (1) FOOT OUTSIDE THE LIMITS OF THE PAVED AREA. IT SHOULD BE PROTECTED AND MAINTAINED IN A MOIST CONDITION UNTIL THE PAVEMENT IS PLACED.
6. **SAND CUSHION PROHIBITED:** THE USE OF SAND CUSHION UNDER PAVEMENT, INCLUDING SIDEWALKS, IS STRICTLY PROHIBITED.
7. **REINFORCING BARS:** ALL REINFORCING BARS SHALL BE GRADE 40 KSI DEFORMED REINFORCING STEEL. SIZE AND SPACING SHALL BE IN ACCORDANCE WITH THE DETAILS.
8. **BAR CHAIRS:** ALL REINFORCING STEEL AND DOWEL BARS IN PAVEMENT SHALL BE SUPPORTED AND MAINTAINED AT THE CORRECT CLEARANCES BY THE USE OF BAR CHAIRS OR OTHER APPROVED SUPPORT.
9. **CONNECTION TO EXISTING REINFORCED PAVEMENT:** WHERE PROPOSED PAVEMENT TO EXISTING PAVEMENT IS TO BE CONSTRUCTED BY THE CONTRACTOR, AT LEAST 15" OF REINFORCING STEEL SHALL BE EXPOSED FROM THE EXISTING PAVEMENT, OR THE CONTRACTOR SHALL PROVIDE HORIZONTAL DOWEL BARS PER THE DETAILS.
10. **TEMPERATURE CONDITIONS FOR CONCRETE PLACEMENT:** CONCRETE SHALL NOT BE PLACED WHEN THE TEMPERATURE IS BELOW 40 DEGREES FAHRENHEIT AND FALLING, BUT MAY BE PLACED WHEN TEMPERATURE IS ABOVE 35 DEGREES FAHRENHEIT AND RISING. THE TEMPERATURE READING SHALL BE TAKEN IN THE SHADE AND AWAY FROM ARTIFICIAL HEAT.
11. **CONCRETE PAVEMENT CURING:** MEMBRANE CURING TYPE 2, WHITE PIGMENTED, SHALL BE USED FOR CURING ALL CONCRETE SURFACES IMMEDIATELY AFTER FINISHING OF SURFACES AND SHALL BE IN ACCORDANCE WITH THE TEXAS HIGHWAY DEPARTMENT STANDARD SPECIFICATIONS ITEM #526.
12. **TESTING:** SAMPLES FOR STRENGTH TESTS OF THE CONCRETE PAVEMENT WILL BE TAKEN BY THE GEOTECHNICAL ENGINEER TO VERIFY DESIGN STRENGTH. PAVEMENT AREAS FOUND TO BE DEFICIENT IN STRENGTH SHALL BE REMOVED AND REPLACED SOLELY AT THE EXPENSE OF THE CONTRACTOR. THE GEOTECHNICAL ENGINEER SHALL ALSO RANDOMLY CORE THE PAVEMENT TO VERIFY THE THICKNESS OF CONCRETE. ANY AREA FOUND TO BE DEFICIENT IN THICKNESS SHALL BE REMOVED AND REPLACED SOLELY AT THE EXPENSE OF THE CONTRACTOR.
13. **SIDEWALKS AND RAMPS:** CONSTRUCTION OF SIDEWALKS, WHEELCHAIR RAMPS AND ACCESSIBLE ROUTES SHALL BE IN ACCORDANCE WITH THE TEXAS ACCESSIBILITY STANDARDS (TAS) AND THE AMERICANS DISABILITY ACT (ADA).
14. **PAVEMENT MARKINGS:** PAVEMENT MARKINGS SHALL BE PROVIDED IN ACCORDANCE WITH THE TEXAS "UNIFORM TRAFFIC MANUAL FOR PAVEMENT MARKINGS". FIRE LANES SHALL BE STRIPED IN ACCORDANCE WITH THE GOVERNING AUTHORITIES' REQUIREMENTS. ALL HANDICAP SYMBOLS, SIGNAGE AND PAVEMENT MARKINGS SHALL COMPLY WITH TAS AND ADA STANDARDS.

PAVEMENT JOINTING NOTES


1. **PAVEMENT JOINT LAYOUT:** IF A PROPOSED PAVEMENT JOINT LAYOUT PLAN HAS BEEN PROVIDED BY THE ENGINEER, THE CONTRACTOR SHALL IMPLEMENT THAT PLAN OR PROVIDE AN ALTERNATE JOINT LAYOUT TO THE ENGINEER FOR REVIEW. IF A PAVEMENT JOINT LAYOUT PLAN HAS NOT BEEN PROVIDED, THE CONTRACTOR WILL BE RESPONSIBLE FOR PREPARATION OF THE PLAN AND SUBMITTAL TO THE ENGINEER FOR REVIEW. THE CONTRACTORS' JOINT LAYOUT PLAN BE PROVIDED TO THE ENGINEER FOR REVIEW A MINIMUM OF 2 WEEKS PRIOR TO BEGINNING PAVING CONSTRUCTION.
2. **SAW CUTTING:** SAW CUTTING SHALL BE DONE WITHIN EIGHT (8) HOURS OF POUR OR AS SOON AS CONCRETE CAN SUPPORT WEIGHT. THE CONTRACTOR SHALL MARK JOINT LOCATIONS AT THE CENTERLINE OF THE DOWEL LENGTH DURING HIS PAVING OPERATIONS ALL SAWED JOINTS ARE TO BE TRUE IN ALIGNMENT AND SHALL CONTINUE THROUGH THE CURB. RADIAL JOINTS SHALL BE NO SHORTER THAN EIGHTEEN (18) INCHES.
3. **JOINT SEALING:** ALL CONSTRUCTION JOINTS SHALL BE SAWN, CLEANED OF DEBRIS, DIRT, DUST, SCALE, CURING COMPOUND AND CONCRETE, BLOWN DRY AND IMMEDIATELY SEALED. JOINT SEALING MATERIAL SHALL BE SONNEBORN SL 2 OR AN APPROVED EQUAL.
4. **ODD SHAPED PANELS:** ODD SHAPED PANELS SHALL BE REINFORCED WITH #3 BARS AT 18" EACH WAY. WHEN AN ODD SHAPE PANEL IS CONSIDERED TO BE ONE IN WHICH THE SLAB TAPERS TO A SHARP ANGLE THE LENGTH TO WIDTH RATIO EXCEEDS 3 TO 1 OR WHEN A SLAB IS NEITHER SQUARE NOR RECTANGULAR.
5. **EXPANSION JOINTS:** THE CONTRACTOR SHALL PROVIDE AN EXPANSION JOINT AROUND THE PERIMETER OF ANY BLOCKOUT IN THE CONCRETE PAVING.

NO.	REVISION	DATE
2	REVISED ISSUED FOR CONSTRUCTION	09/15/10
1	ISSUED FOR CONSTRUCTION	07/01/10

icon
 Consulting Engineers, Inc.
 Civil Engineers - Designers - Planners
 Biometrial Financial Center
 250 W. Southlake Blvd., Suite 117
 Southlake, TX 76092
 Phone: (817) 552-8210
 Fax: (817) 552-3128

PAVING PLAN

**Vitruvian Park
 Monument Sign South
 Vitruvian Way & Marsh Lane
 Addison, Texas**



Date: 07/01/10
 Scale: 1"=20'
 Drawn By: ICE
 Reviewed By: ICE
 Project: 5019-07

SHEET
C601