Revisions	Date	Description	Drawn By	Checked By

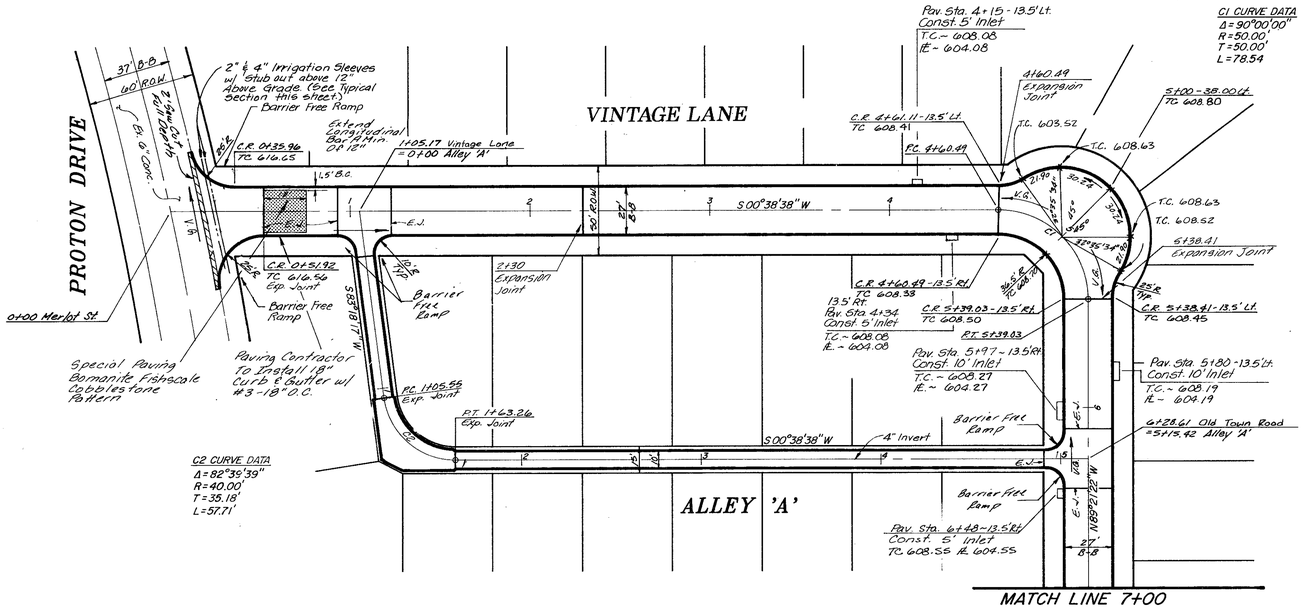

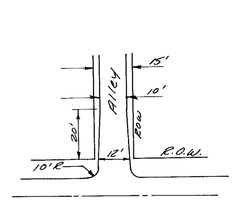

ALLEY DETAIL
NTS

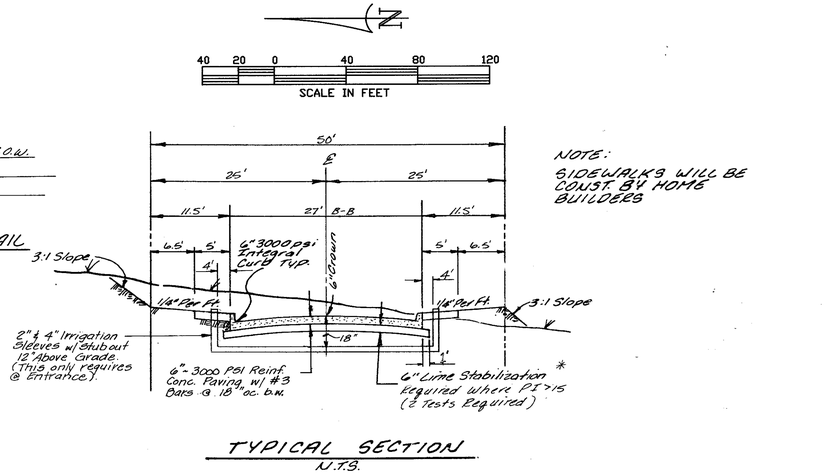

TYPICAL SECTION
N.T.S.

NOTE:
SIDEWALKS WILL BE CONST BY HOME BUILDERS

*OPTIMIZE LIME CONTENT BASED ON A LIME/PH CURVE. PH SHOULD BE APPROX. 12.43. TEST SHALL BE CONDUCTED BY A QUALIFIED GEOTECHNICAL FIRM PROVIDED BY THE DEVELOPER. TEST RESULTS SHALL BE PROVIDED TO THE CITY. SEPERATE TEST ARE REQUIRED WHEN SUBGRADE CONDITIONS CHANGE.

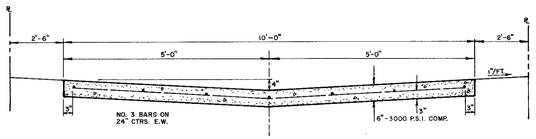

STANDARD 10' ALLEY SECTION
N.T.S.

PAVING GENERAL NOTES:

A. Contraction Joints: Transverse contraction joints shall be sawed joints perpendicular to the centerline and surface of the pavement. Where sawed joints are used, contraction joints at 20-foot intervals shall be sawed as soon as sawing can be accomplished without damage to the pavement.

B. Expansion Joints: Transverse expansion joints shall be formed perpendicular to the centerline and surface of the pavement and shall be constructed as shown on the plans.

PAVING GENERAL NOTES:

1. Unless otherwise noted all material and construction shall conform to applicable specifications of the Town of Addison with amendments - The North Central Texas Council of Governments "Standard Specifications for Public Works Construction", Parts I and II, latest edition.
2. All curb dimensions are to back of curb.
3. Pavement reinforcing will be grade 60.
4. All on-site concrete pavement will be 6" thick and have a minimum strength of 3000 PSI at 28 days.
5. Construct a barrier-free curb and ramp at all intersections. See Sheets P-2 for details.
6. The Contractor will be responsible for field verifying the location of all existing utilities prior to his operations.
7. Hydrated lime will be applied as a slurry.
8. No flyash is allowed.

BENCH MARKS:

Box cut in the northwest corner of the concrete foot of Tower No. 12N-2W-T294 at the intersection of the transmission lines with Midway Road.
ELEV. 607.46

Box cut in the concrete curb, located at the northeast corner of site.
ELEV. 615.92

Box cut in the northwest corner of the concrete foot of Tower No. 12N-3W-T290 at the angle point of the transmission line.
ELEV. 613.16

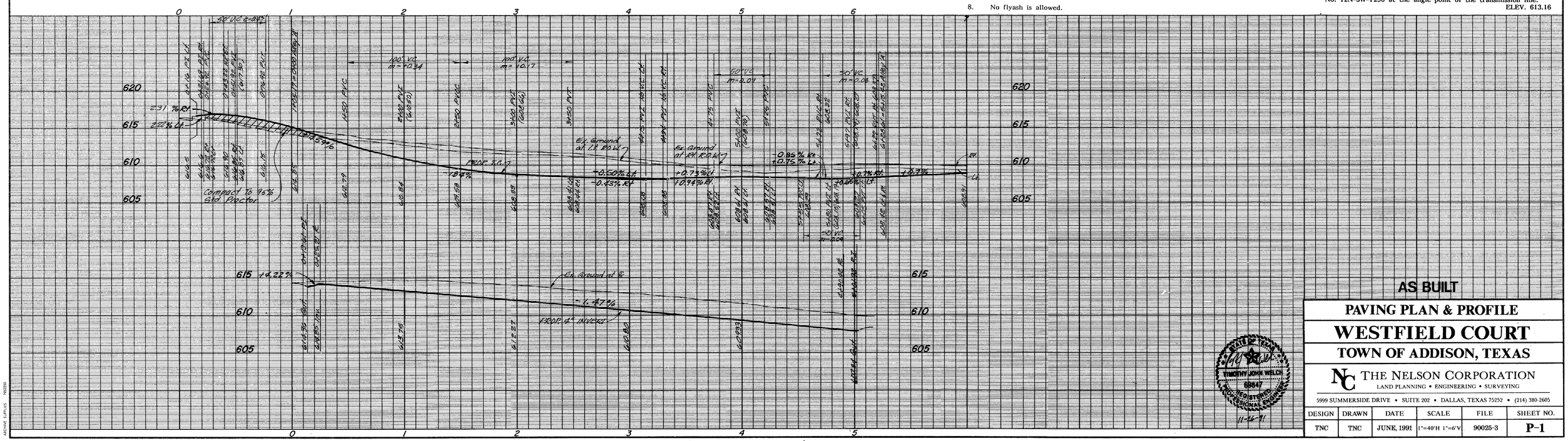

AS BUILT

PAVING PLAN & PROFILE

WESTFIELD COURT

TOWN OF ADDISON, TEXAS

THE NELSON CORPORATION
LAND PLANNING • ENGINEERING • SURVEYING
5999 SUMMERSIDE DRIVE • SUITE 202 • DALLAS, TEXAS 75252 • (214) 380-2605

STATE OF TEXAS
TIMOTHY JOHN WELCH
69847
REGISTERED PROFESSIONAL ENGINEER
11-26-91

DESIGN	DRAWN	DATE	SCALE	FILE	SHEET NO.
TNC	TNC	JUNE, 1991	1"=40'H 1"=6'V	90025-3	P-1

ARCHIVE SUPPLIES N52266