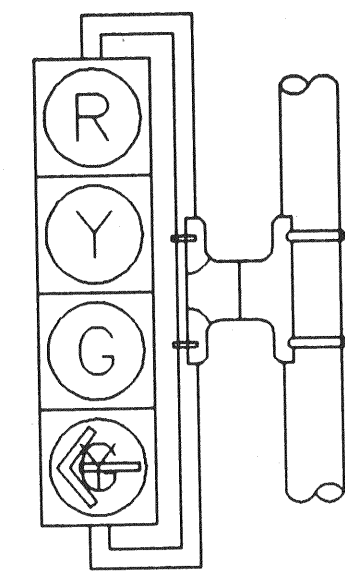
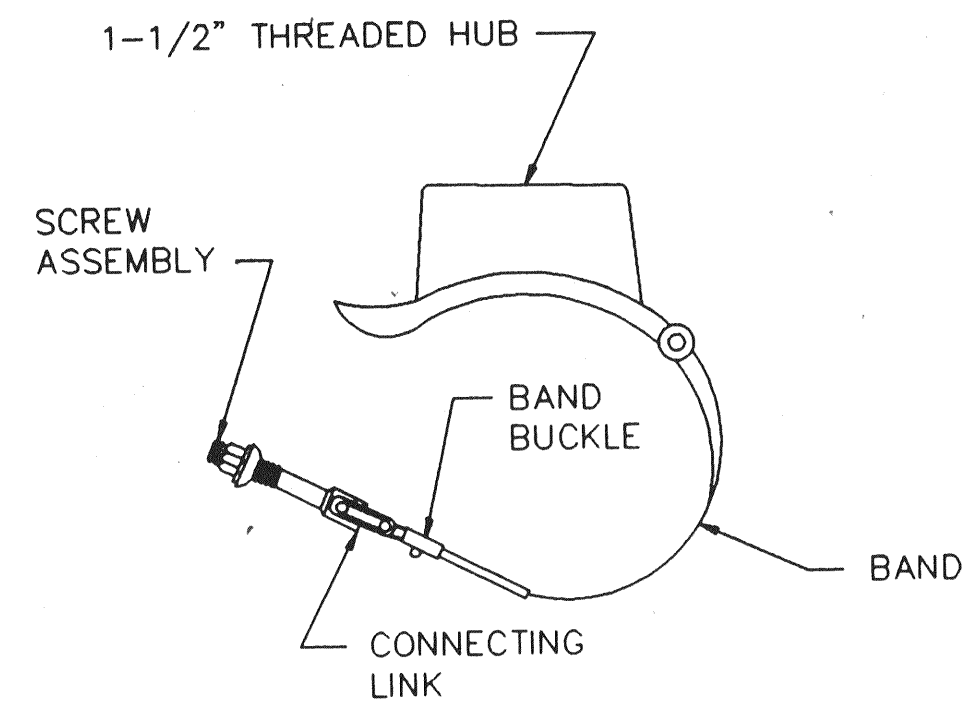


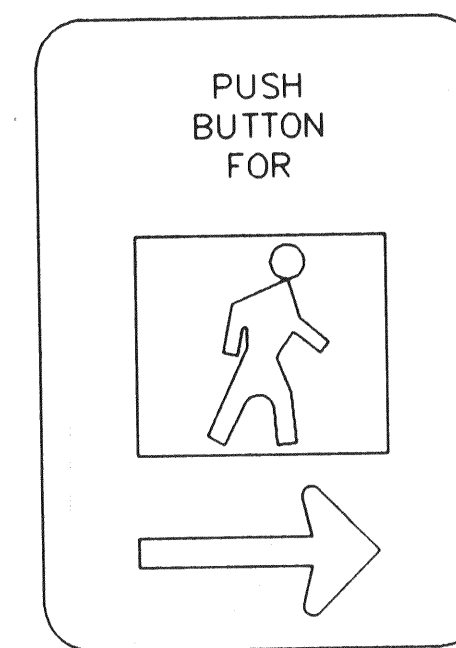
V3



V4LT (RT)



ASTRO MINI-BRAC

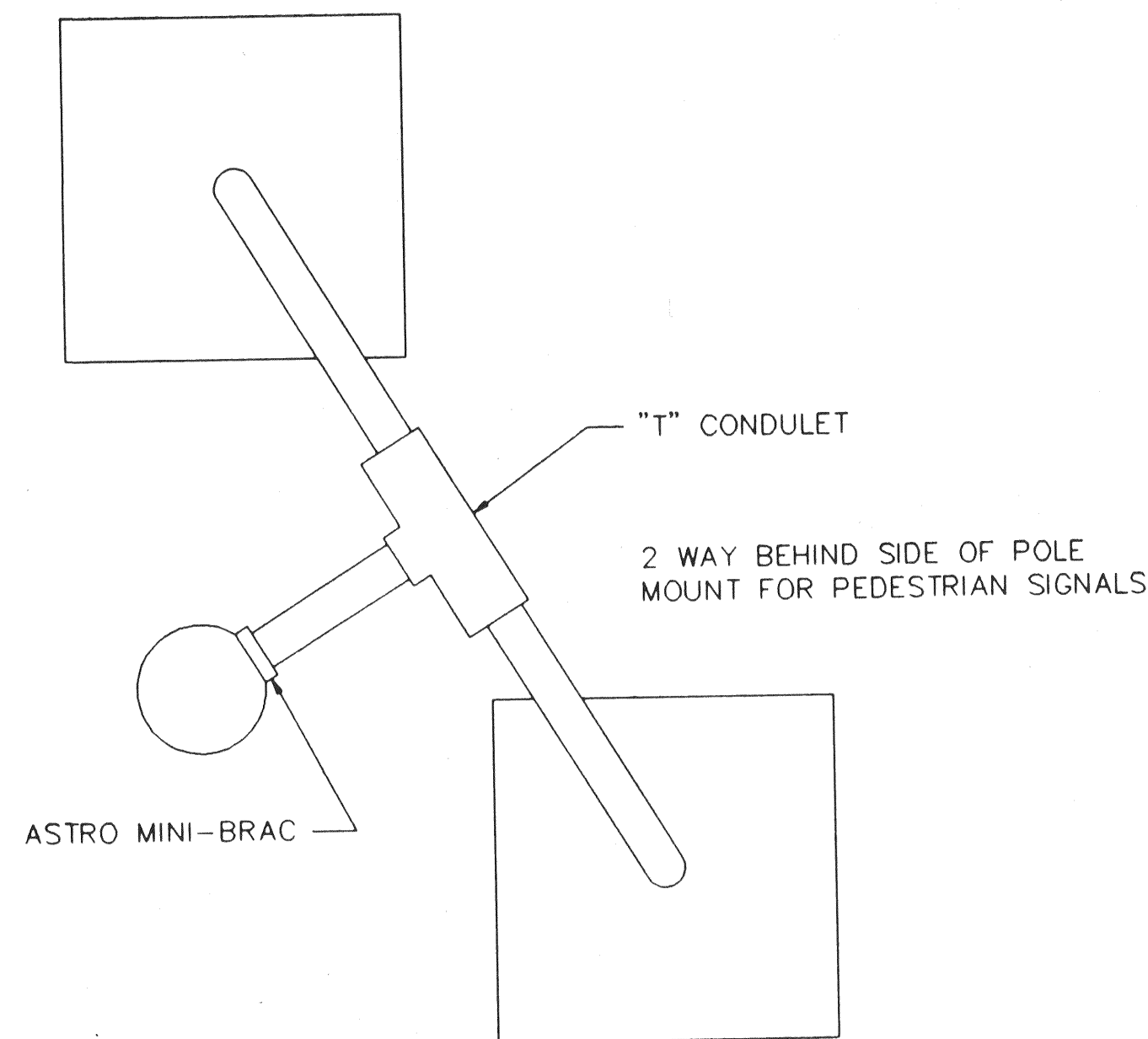


SIGN R10-4b
9" x 12"

PEDESTRIAN PUSH BUTTON
SIGN DETAILS

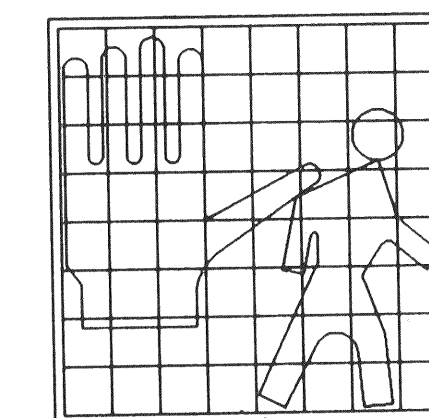
NOTES :

1. ALL SIGNAL HEAD LENSES SHALL BE 12" IN DIAMETER.
2. VEHICLE AND PEDESTRIAN SIGNAL HEADS SHALL BE MOUNTED WITH "ASTRO-BRACS" AND APPROPRIATE TUBING, PAINTED BLACK. ALL SIGNALS TO BE BLACK, ALL LENSES TO BE GLASS.
3. ALL VISORS SHALL BE TUNNEL VISORS.
4. ALL POLE MOUNTED VEHICLE AND PEDESTRIAN SIGNAL HEADS SHALL BE INSTALLED ON THE AWAY-FROM-TRAFFIC SIDE OF THE PEDESTAL OR MAST ARM POLE.
5. ALL SIGNAL HEADS WILL BE PROVIDED WITH BLACK 5" POLYCARBONATE VACUUM FORMED BACKPLATES.
6. ALL WIRING FOR VEHICLE AND PEDESTRIAN SIGNALS SHALL BE TOTALLY ENCLOSED WITHIN THE SIGNAL MOUNTING HARDWARE.
7. ALL DAMPING DEVICES SHALL BE 18" TO 2' WIDE BY 4' IN LENGTH.
8. ALL PEDESTRIAN SIGNAL HEADS AND PUSH BUTTON SIGNS SHALL DISPLAY THE SYMBOLIZED MESSAGES SHOWN ON THIS SHEET.
9. SYMBOLIZED MESSAGE HEIGHT SHALL BE 10 INCHES MINIMUM.
10. PROVIDE DURO TEST 135 WATT SAVER LAMPS IN VEHICLE SIGNALS.
11. PROVIDE DURO TEST 60 WATT SAVER LAMPS IN PEDESTRIAN SIGNALS.




UPPER & LOWER ARMS
IDENTICAL

PEDESTRIAN SIGNAL HEAD MOUNTING
FOR TWO PEDESTRIAN SIGNAL HEADS




PEDESTRIAN SIGNAL HEAD IDENTIFICATION

No.	Date	Revisions	App.



Barton-Aschman
Associates, Inc.



TRAFFIC SIGNAL HEAD IDENTIFICATION

Scale: H=	Date: 11/29/04
Designed by:	
Drawn by:	
Checked by: BKS	
Approved by: BKS	
Project No. - 663787-01000	

SHEET
4

OF 9