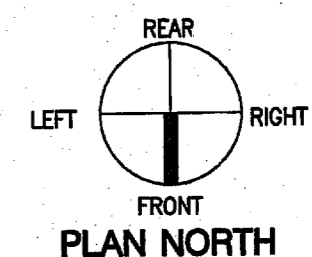


1 REFLECTED CEILING PLAN  
A1.2 SCALE: 1/8" = 1' - 0"



GENERAL CEILING PLAN KEYED NOTES

DESCRIPTION	NOTES
1	GYP BD SOFFIT @ 9'-0" A.F.F.
2	GYP BD SOFFIT @ 10'-6" A.F.F.
3	GYP BD SOFFIT @ 11'-6" A.F.F.
4	GYP BD SOFFIT @ 12'-8" A.F.F.
5	GYP BD SOFFIT @ 17'-5" A.F.F.
6	PLASTER SOFFIT W/ EIFS FINISH @ 9'-0" A.F.F.
7	PLASTER SOFFIT W/ EIFS FINISH @ 11'-8" A.F.F.
8	GYP BD FURR DOWN @ 11'-8" A.F.F.
9	GYP BD FURR DOWN @ 9'-8" A.F.F.
10	SLOT FOR COILING GRILLE. RE: 2/AS.2
11	2' x 3' ACCESS PANEL W/ KEY LOCK.
12	ROOF HATCH. RE: 5/A1.3
13	EIFS SOFFIT @ 9'-8" A.F.F.
14	2'x2' PERFORATED PANELS. TITUS MODEL PXP-AA, FINISH #26
15	SCHEDULED LAY-IN EXTERIOR CEILING. CLIP ALL TILES IN PLACE & BRACE GRID @ 8'-0" O.C. E.W. TO PREVENT UPLIFT.
16	SIGNS BY OWNER, PROVIDE BLOCKING WHERE REQUIRED. ENTRY BULKHEAD SIGN TO BE CENTERED ON WINDOW. SLOT DIFFUSER. RE: MECH DWGS
17	SIGNS BY GENERAL CONTRACTOR. PROVIDE PLYWOOD IN LIEU OF SHEATHING. RE: ELEC DRAWINGS
18	GYP. BOARD FURDOWN @ 9'-0"
19	PROVIDE GYP BD CONTROL JOINT AT TRANSITION FROM WALL TO SUSPENDED SOFFIT-TYPICAL

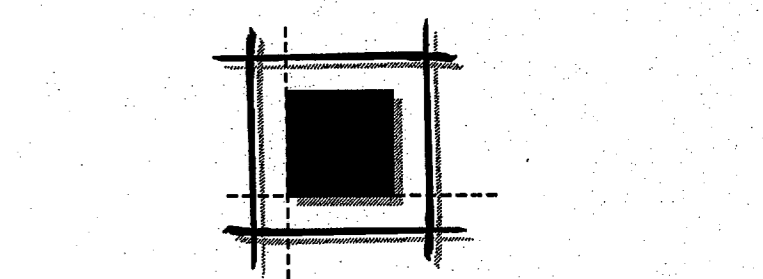
GENERAL NOTES

- REFER ROOM FINISH SCHEDULE, SHEET A5.1, FOR HEIGHTS OF LAY-IN CEILING.
- PARTITIONS TO UNDERSIDE OF ROOF DECK DENOTED AS: \_\_\_\_\_ RE: 2/A1.1
- GENERAL CONTRACTOR TO DELAY INSTALLATION OF LAST ROW OF CEILING TILES AT EXIT SIDE OF DRIVE THRU TO FACILITATE THE INSTALLATION OF THE LED READER BOARD BY IMPART, INC. CONTACT STEPHEN GRAHAM, IMPART, INC. PHONE 208-545-7933x251, CELL 208-354-4225, EMAIL: SGRHAM@IMPARTINC.COM

**CAPITAL ONE**  
**DFW-35 ADDISON**  
BELT LINE RD. & MARSH LN.  
ADDISON, TEXAS


**Capital One**

Capital One  
Corp. Design & Construction  
313 Carondelet 8th Floor  
New Orleans, LA 70112



**LEVINSON**  
ASSOCIATES, L.P.  
6117 Richmond Ave., Suite 200 Houston, Texas 77057  
tel 713.787.0000 fax 713.850.8250  
ARCHITECTURE PLANNING INTERIOR DESIGN

DRAWN BY:	CHECKED BY:	REVISED BY:	REV. BY:
REVISIONS			



LALP Project Number: 25271.000  
Issued For: PERMIT

**A1.2**

REFLECTED CEILING PLAN  
Issue Date: FEBRUARY 20, 2006