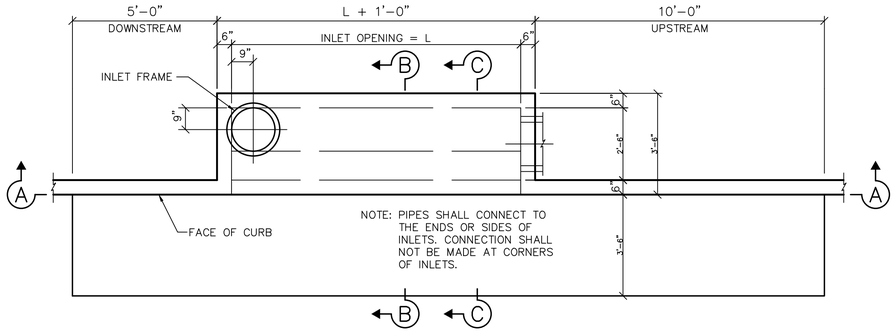

PLAN VIEW
SCALE: N.T.S.

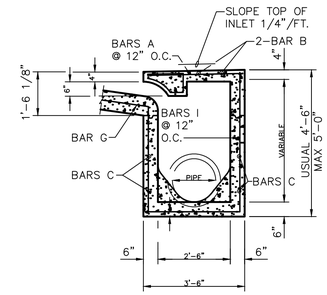

SECTION B-B
SCALE: N.T.S.

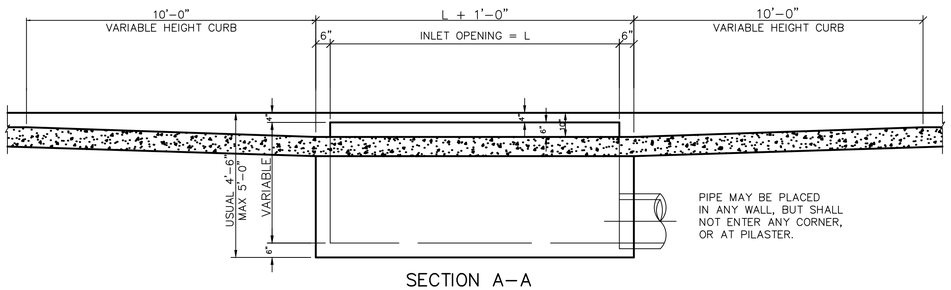

SECTION A-A
SCALE: N.T.S.

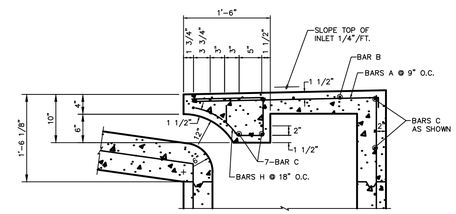

SECTION C-C
SCALE: N.T.S.

STANDARD 5' CURB INLET
SCALE: N.T.S.

Precast Drainage Structures - Catch Basins

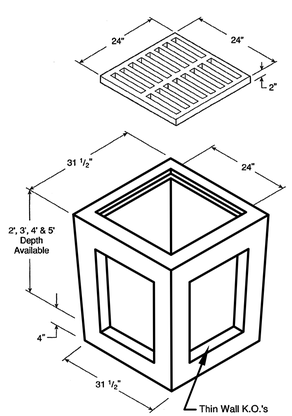

Materials & Features

CONCRETE: 5,000 PSI

REINFORCING: per ASTM A-615 or A-185

CAST IRON FRAME & GRATE per ASTM A 48; Class 30/35

GRATE WEIGHT: 100 Lbs.

CATCH BASIN WEIGHT:
2' - 1,590 Lbs.
3' - 2,500 Lbs.
4' - 3,420 Lbs.
5' - 4,350 Lbs.

MAXIMUM PIPE SIZE: 18" I.D. R.C.P.

-No Scale-
All dimensions subject to allowable specification tolerances.

TITLE	SECTION-PAGE	DATE	
24" x 24" Catch Basin	10.4	3-15-05	Hanson

2'X2' GRATE INLET DETAIL
SCALE: N.T.S.

Stantec
TBPE # F-6324
TBPLS # 10194229
12222 Merit Drive, Suite 400
Dallas TX
www.stantec.com

The Contractor shall verify and be responsible for all dimensions. DO NOT scale the drawing - any errors or omissions shall be reported to Stantec without delay.
The Copyrights to all designs and drawings are the property of Stantec. Reproduction or use for any purpose other than that authorized by Stantec is forbidden.

Revision	By	Appd.	YY.MM.DD

Issued	By	Appd.	YY.MM.DD

Client/Project
CAWLEY PARTNERS

CAWLEY - FOURTEEN555 PHASE 2
14555 DALLAS PARKWAY
TOWN OF ADDISON, DALLAS COUNTY, TEXAS

Title
STORM DRAINAGE DETAILS

Permit-Seal

PRELIMINARY
FOR REVIEW ONLY
Not for Construction or Permit Purposes
Stantec
Engineer JOSHUA A. MILLSAP
P.E. No. 100118 Date 02/12/2019

Project Number: 222011532
File Name: 11532_c2_001_sd.dwg

RR	JM	JM	19.02.12
Dwn.	Chkd.	Dsgn.	YY.MM.DD

Drawing No. C4.6

Revision ----
Sheet C4.6

V:\2220\active\222011532\civil\phase_01\drawing\sheet\11532_c2_001_sd.dwg
2019/02/12 3:53 PM By: Pitcher, David

ORIGINAL SHEET - ANSI D