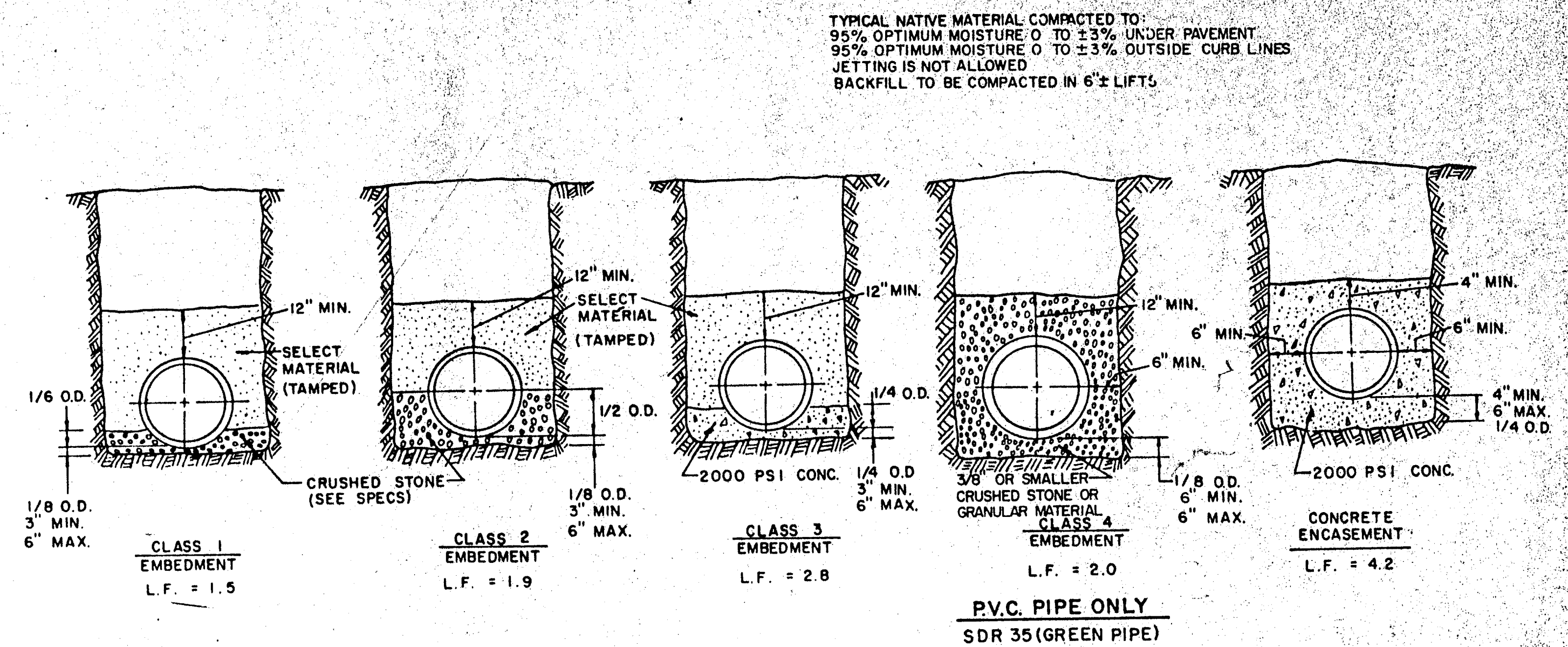


EMBEDMENT DETAILS FOR RCCP WATERLINE

TABLE OF QUANTITIES OF MATERIALS IN CUBIC YARDS PER 100 LINEAR FEET

INSIDE DIAMETER OF PIPE	APPROX OUTSIDE DIAMETER OF PIPE	"X" IS A MINIMUM DEPTH	TRENCH WIDTH FOR COMPUTATION OF QUANTITIES	CONCRETE		CRUSHED STONE FOR CLASS "1" EMBEDMENT
				FOR EMBEDMENT	FOR ENCASEMENT	
REINFORCED CONCRETE CYLINDER PIPE						
14"	17.25"	2.53'	34"	6.91	16.07	5.16
16"	19.38"	2.84'	36"	7.50	17.76	5.64
18"	21.78"	3.19'	38"	8.11	19.52	6.16
24"	27.75"	4.06'	44"	9.97	24.90	9.28

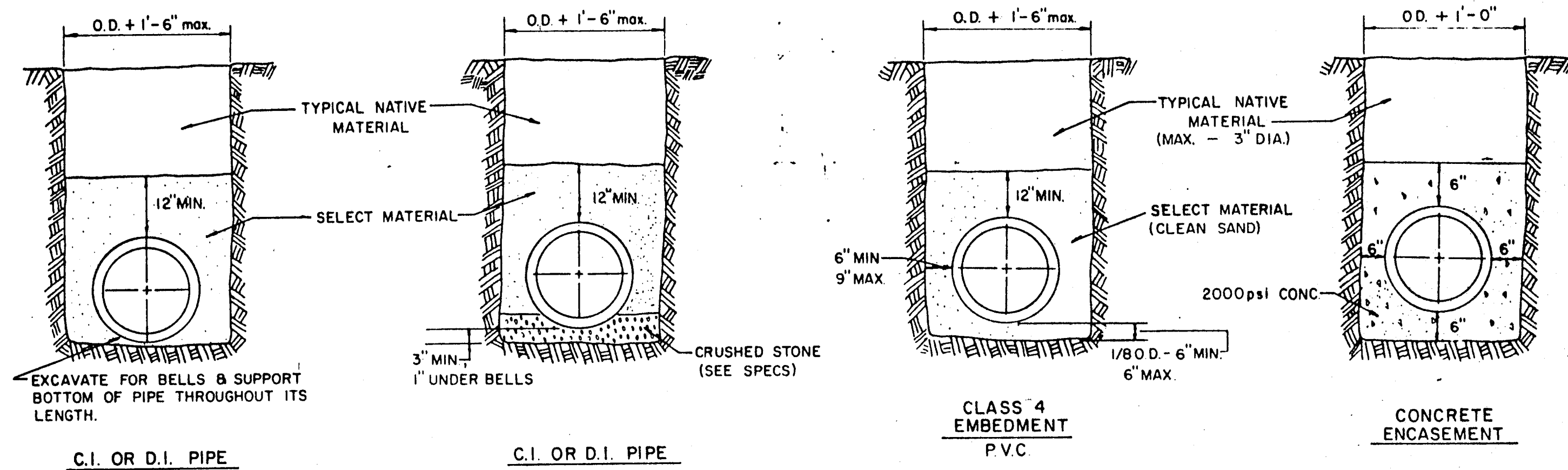


EMBEDMENT DETAILS FOR SANITARY SEWER

TABLE OF QUANTITIES OF 2000 PSI CONCRETE, GRAVEL OR CRUSHED STONE IN CUBIC YARDS PER 100 LINEAR FEET FOR EACH CLASS EMBEDMENT

TABLE OF QUANTITIES PER 100 LINEAR FEET REINFORCED CONCRETE PIPE

SIZE OF PIPE IN INCHES I.D.	O.D. OF PIPE IN INCHES	TRENCH WIDTH IN INCHES	TRENCH WIDTH IN FEET	CLASS 1 EMBEDMENT CRUSHED STONE	CLASS 2 EMBEDMENT CRUSHED STONE	CLASS 3 EMBEDMENT CONCRETE	CONCRETE ENCASEMENT
12	16.00	32	2.67	4.1	6.5	4.8	15.8
15	19.50	36	3.00	4.8	7.8	6.4	19.2
18	23.00	39	3.25	5.7	9.2	8.2	21.2
21	26.50	43	3.58	6.9	11.0	10.2	24.9
24	30.00	46	3.83	8.3	13.1	12.4	28.7
27	33.50	51	4.25	10.3	16.1	14.4	32.8
30	37.00	57	4.75	12.7	20.1	17.0	34.8
33	40.50	62	5.17	15.1	23.8	19.3	39.2
36	44.00	67	5.58	18.0	28.6	22.1	43.8



EMBEDMENT DETAILS FOR WATER MAIN

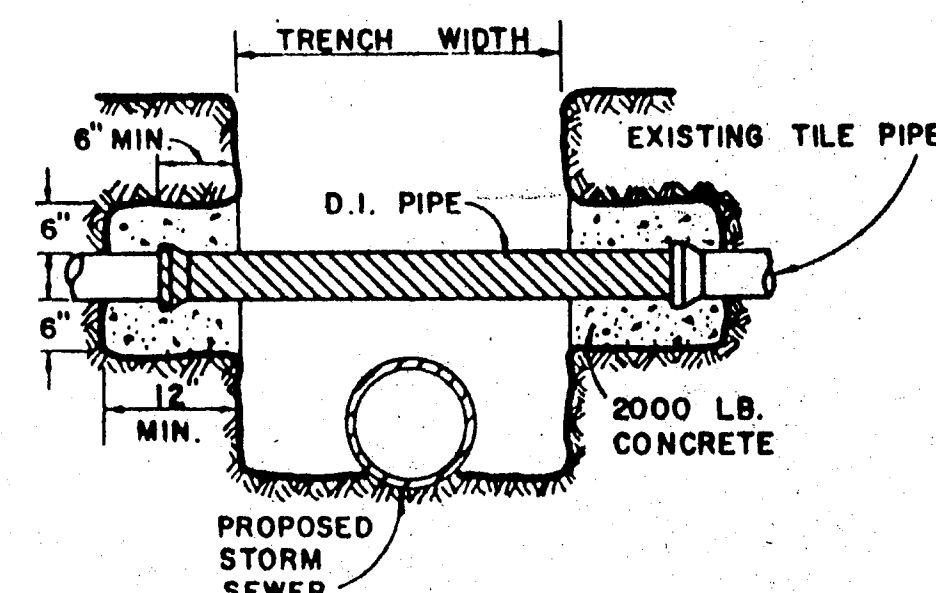
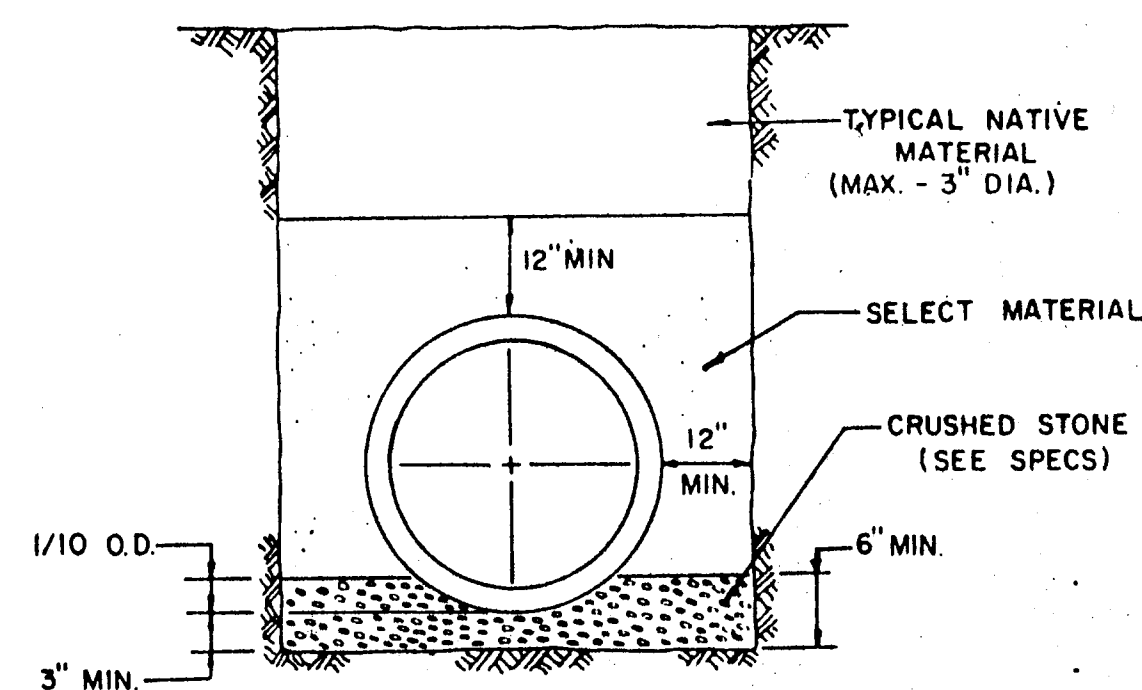
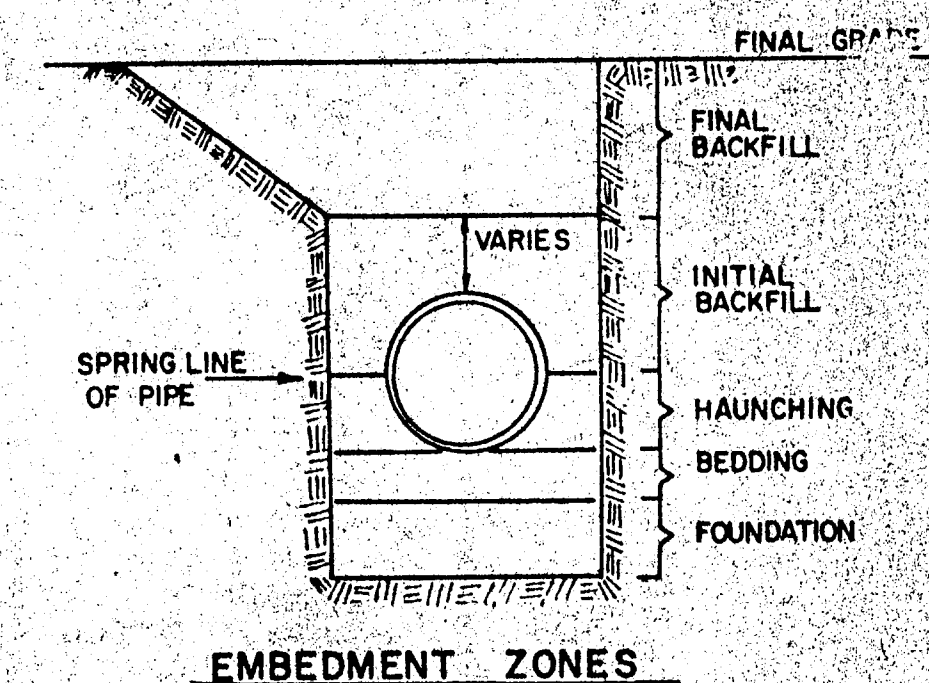


TABLE OF QUANTITIES PER 100 LINEAR FEET-PVC PIPE (IN CUBIC YARDS)

SIZE OF PIPE IN INCHES	O.D. OF PIPE IN INCHES	TRENCH WIDTH IN INCHES	TRENCH WIDTH IN FEET	CLASS 4 EMBEDMENT CRUSHED STONE	CONCRETE ENCASEMENT
6	6.28	24	2.00	8.0	11.7
8	8.16	24	2.00	8.7	12.4
10	10.20	26	2.18	10.2	14.2
12	12.24	28	2.33	11.7	15.9
16	15.30	31	2.61	14.0	18.8
24	24.00	36	3.00	18.0	25.2
30	30.00	42	3.50	22.4	31.5

NOTE: ALL SANITARY SEWER LINES THIS PROJECT SHALL HAVE CLASS 4 EMBEDMENT UNLESS OTHERWISE NOTED.



TOWN OF ADDISON, TEXAS
DEPARTMENT OF ENGINEERING

STANDARD CONSTRUCTION DETAILS

EMBEDMENT DETAILS