



148 1056

FOR ADDISON USE ONLY
 Permit Number: W-1172
 Location: 4371 Lindbergh Dr

APPLICATION

Right of Way Work Permit-FRANCHISE

(For Franchise Utility/CTP - Street Cut/Excavation/Lane Closure)

PLEASE PRINT LEGIBLY

Date of Application: 7-17-17
 Facility Owner Company: Spectrum Company Phone #: _____
 Utility/CTP Representative: Kevin Causey Cell Phone #: 214-394-4281
 Utility/CTP Representative E-mail: Kevin.Causey@charter.com
 General Contractor: GTI Company Phone # 972-328-9933
 Site Supervisor Name: Mike Hulvey 24-hour Phone # 469-853-5420
 Contractor E-mail: mike@gardner100.com Site Foreman E-mail: SAME
 Work Site Address and Location: Bullard Construction 4371 Lindbergh Dr.
 Purpose and general description of work: 200' New underground, 2 spans over lash
 Proposed Start Work Date: 7-23-17 Estimated Completion Date: 8-23-17
 Pavement Cut? Yes No Directional Bore/Boring? Yes No Excavation? Yes No
 Lane Closure? Yes No Other: None
 Applicant's Printed Name: Mike Hulvey Signature: Mike Hulvey Position with Company: Supervisor
 Applicant's E-mail: SAME Applicant's Phone #: 469-853-5420
 Direct Supervisor's Name: Kevin Causey Phone Number: 214-394-4281 Company Name: Spectrum
 Supervisor's E-mail: SAME as above

FOR ADDISON USE ONLY

Received By: Nicole Jimenez Entered? Yes Received Date: 7-17-17
 Approved By: Dave Wilde Inspector: JE Issue Date: 7/20/17
 Plans Submitted? Yes No N/A Traffic Control Plan submitted? Yes No N/A Expiration Date: 8/31/17
 Insurance Provided? Yes No On File Performance/Maintenance Bond? Yes No On File N/A
 Fee Paid: NA Receipt #: CTP Processed By: Nicole J
 Picked Up By: TIM Company: GTI Date & Time: 11:19 AM

TOWN OF ADDISON INFRASTRUCTURE AND DEVELOPMENT SERVICES DEPARTMENT
 ATTN: RIGHT OF WAY PERMIT - DAVE WILDE 972-450-2847
 16801 WESTGROVE RD. ADDISON, TX 75001-9010
 PHONE: 972-450-2871 FAX: 972-450-2837



FOR ADDISON USE ONLY	
Permit Number:	<u>W-1172</u>
Location:	<u>4371 Lindbergh Dr.</u>

APPLICATION
Right of Way Work Permit -FRANCHISE
 (For Franchise Utility/CTP - Street Cut/Excavation/Lane Closure)

Sub-Contractor List

PLEASE PRINT LEGIBLY

General Contractor's Name: GTI General Contractor's Phone #: 972-321-9933

Sub-Contractor #1 Company Name: Ventura Address: _____

Print Sub-Contractor's Name: Simon Ventura Sub-Contractor Phone #: 214-991-5948

Sub-Contractor's E-mail: _____

Print Site Supervisor's Name: _____ Supervisor's Phone #: _____

Site Supervisor's E-mail: _____

Insurance Provided? Yes No On File

Sub-Contractor #2 Company Name: _____ Address: _____

Print Sub-Contractor's Name: _____ Sub-Contractor Phone #: _____

Sub-Contractor's E-mail: _____

Print Supervisor's Name: _____ Supervisor's Phone #: _____

Site Supervisor's E-mail: _____

Insurance Provided? Yes No On File

Sub-Contractor #3 Company Name: _____ Address: _____

Print Sub-Contractor's Name: _____ Sub-Contractor Phone #: _____

Sub-Contractor's E-mail: _____

Print Supervisor's Name: _____ Supervisor's Phone #: _____

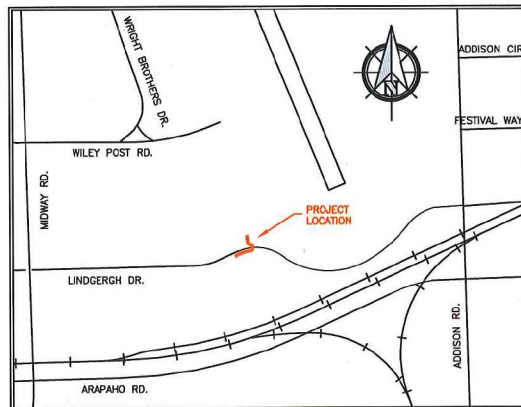
Site Supervisor's E-mail: _____

Insurance Provided? Yes No On File

Spectrum

BULLARD CONSTRUCTION
INC
4371 LINDBERGH DR
ADDISON, TEXAS

VICINITY MAP



GENERAL PROJECT NOTES

1. ALL CONSTRUCTION WORK WITHIN THE PUBLIC RIGHT-OF-WAY SHALL BE DONE IN ACCORDANCE WITH THE ORDINANCES AND REGULATIONS OF THE MUNICIPALITY IN WHICH THE WORK IS TO BE PERFORMED.
2. EXISTING UTILITY LOCATIONS SHOWN ARE TAKEN FROM AVAILABLE RECORDS AND MAY NOT BE ALL INCLUSIVE. UTILITY LOCATIONS ARE GENERALLY SCHEMATIC IN NATURE AND MAY NOT ACCURATELY REFLECT THE SIZE AND LOCATION OF EACH PARTICULAR UTILITY. THE CONSTRUCTION CONTRACTOR SHALL ASSUME RESPONSIBILITY FOR ACTUAL LINE LOCATES IN THE FIELD AND THE PROTECTION OF ALL EXISTING FACILITIES WHETHER SHOWN OR NOT. THE CONSTRUCTION CONTRACTOR SHALL ALSO ASSUME RESPONSIBILITY FOR REPAIRS TO ANY EXISTING FACILITY DAMAGED AS A DIRECT RESULT OF THE CONSTRUCTION ACTIVITIES WHETHER THE FACILITY IS SHOWN ON THE DRAWINGS OR NOT.
3. THE CONSTRUCTION CONTRACTOR SHALL BE RESPONSIBLE FOR CONTACTING ALL DEPARTMENTS WITHIN THE MUNICIPALITY AND THE UTILITY COMPANIES AT LEAST TWO WORKING DAYS PRIOR TO THE COMMENCEMENT OF WORK.

CALL BEFORE YOU DIG

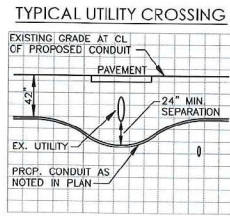
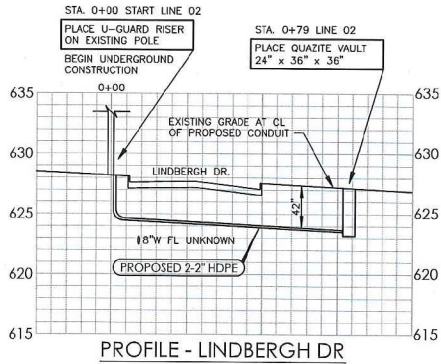
811

IT'S THE LAW

4. IT SHALL BE THE RESPONSIBILITY OF THE CONSTRUCTION CONTRACTOR TO: A) PREVENT DAMAGE TO PRIVATE AND PUBLIC PROPERTY. B) RESTORE ALL AREAS EFFECTED BY THE CONSTRUCTION TO ORIGINAL OR BETTER CONDITION.
5. BARRICADING AND TRAFFIC CONTROL SHALL BE THE RESPONSIBILITY OF THE CONSTRUCTION CONTRACTOR AND SHALL CONFORM TO THE "TEXAS MANUAL ON UNIFORM TRAFFIC CONTROL DEVICES". TRAFFIC FLOW AND ACCESS SHALL BE MAINTAINED DURING ALL PHASES OF CONSTRUCTION. THE CONSTRUCTION CONTRACTOR IS RESPONSIBLE FOR PROVIDING TRAFFIC SAFETY MEASURES FOR WORK ON THE PROJECT. THE WORK SITE SHALL BE SUITABLY LIT AND BARRICADED AT NIGHT.
6. THE CONSTRUCTION CONTRACTOR SHALL ABIDE BY ALL APPLICABLE FEDERAL, STATE AND LOCAL LAWS GOVERNING EXCAVATION. THE CONSTRUCTION CONTRACTOR SHALL PROVIDE ALL TRENCH SAFETY SYSTEMS THAT COMPLY WITH ALL LAWS GOVERNING EXCAVATION. THE CONSTRUCTION CONTRACTOR SHALL BE SOLELY RESPONSIBLE FOR ALL ASPECTS OF WORK RELATED TO EXCAVATION.
7. ALL CONCRETE USED IN ANY ROADWAY SHALL BE IN COMPLIANCE WITH THE SPECIFIED CLASSES OF CONCRETE IN THE STANDARD SPECIFICATIONS 5.8 "PORTLAND CEMENT CONCRETE PAVEMENT" AND 7.4.5 "QUALITY OF CONCRETE" AS AMENDED BY THE ADDENDUM TO THE NORTH CENTRAL TEXAS STANDARD SPECIFICATIONS FOR PUBLIC WORKS CONSTRUCTION - 2004. ALL OTHER CONCRETE SHALL BE CLASS A CONCRETE.
8. ALL REINFORCING STEEL AND DOWEL BARS IN PAVEMENT SHALL BE SUPPORTED AND MAINTAINED AT THE CORRECT CLEARANCES BY THE USE OF BAR CHAINS OR OTHER APPROVED SUPPORT.
9. ALL CONDUIT MUST BE PLACED WITH A MINIMUM 42" OF COVER, UNLESS OTHERWISE SPECIFIED.
10. ALL BACKFILLING WILL BE MECHANICALLY TAMPED IN LIFTS TO A DENSITY OF 95% PROCTOR. THE REQUIRED DENSITY WILL BE OBTAINED BY USING TAMPERS, RAMMERS OR ROLLING EQUIPMENT. LIFTS MAY VARY ACCORDING TO THE TYPE OF EQUIPMENT USED TO OBTAIN THE REQUIRED DENSITY. SAND AND DEBRIS FREE MATERIAL WILL BE USED FOR BACKFILL.

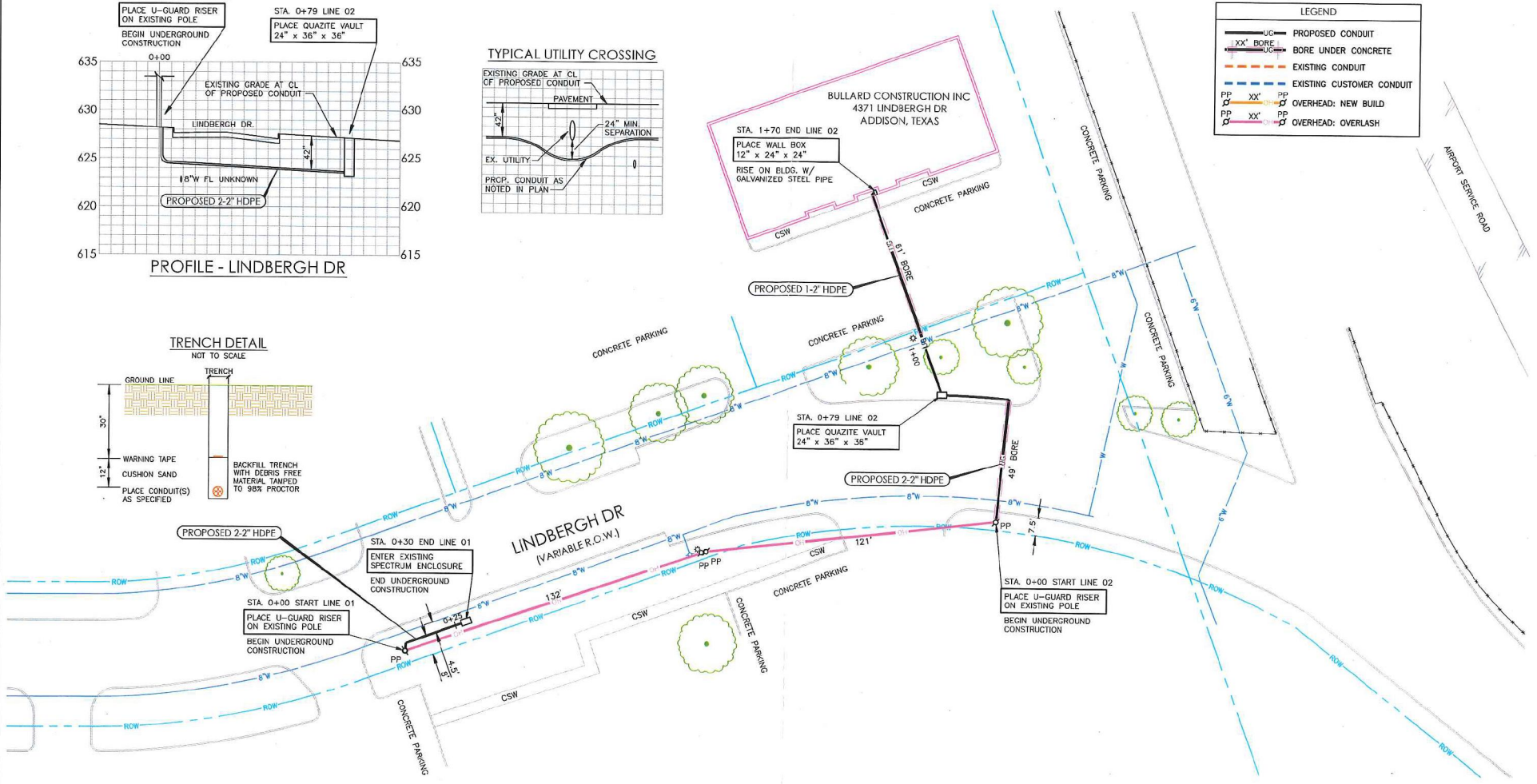
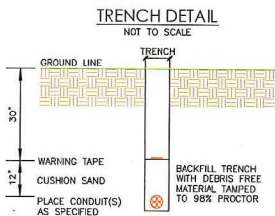
DFWT CONTACT: DAVID HATTON 972.670.2113

PREPARED BY: DFW TELECOM, INC.



LEGEND

— UC	PROPOSED CONDUIT
XX' BORE	BORE UNDER CONCRETE
—	EXISTING CONDUIT
—	EXISTING CUSTOMER CONDUIT
PP XX'	OVERHEAD: NEW BUILD
PP XX'	OVERHEAD: OVERLASH



PREPARED BY:

 DFW CONTACT:
 DAVID HATTON 972.670.2113

ESTIMATED SHEET TOTALS

DESCRIPTION	QUANTITY	DESCRIPTION	QUANTITY
TRENCH & PLACE CONDUIT	90'	PLACE FLUSH MOUNT VAULT	1
BORE & PLACE CONDUIT	110'	PLACE PEDESTAL	
BORE & PLACE STEEL CASING		PLACE FLUSH DROP BUCKET	
PULL THROUGH EXISTING CONDUIT		PLACE POWER SUPPLY	
R & R CONCRETE SIDEWALK (SF)		PLACE WALL BOX & RISER	1
R & R CONCRETE PAVEMENT (SF)		PLACE U-GUARD RISER	2
OVERHEAD: OVERLASH	253'	OVERHEAD: NEW BUILD	



PROJECT: **BULLARD CONSTRUCTION INC**
 ADDRESS: 4371 LINDBERGH DR
 CITY, STATE: ADDISON, TEXAS

HORIZONTAL SCALE 1" = 40'	VERTICAL SCALE 1" = 10'	JOB NUMBER: DID - 1481056	DATE: 07-10-2017
------------------------------	----------------------------	------------------------------	---------------------

