

2006 Trinity River Authority Projected Flow
Reports

2/15
2/3

Oxford


NO. 753 1/3

EXESSEHS

10%

4/24/06 ce: KLM JD

Trinity River Authority of Texas



Central Regional Wastewater System

April 19, 2006

Post-it® Fax Note	7671	Date	4/24	# of pages	3
To	Randy		From	[Signature]	
Co./Dept.			Co.		
Phone #			Phone #		
Fax #			Fax #		

Dear Customer,

A copy of the monthly flow report for **January 2006** is enclosed.

If you have any questions, please contact either of the following individuals at your earliest convenience.

Mark L. Orbeck
Technical Services Engineer
(972) 331-4319
orbeckm@trinityra.org

David Dupuy
Chief Metering Technician
(972) 331-4315
dupuyd@trinityra.org

TRINITY RIVER AUTHORITY OF TEXAS

CENTRAL REGIONAL WASTEWATER SYSTEM
CONTRIBUTED WASTEWATER FLOW BY CONTRACTING PARTIES

JANUARY 2006

CONTRACTING PARTY	FLOW (MGD)	% CONTR.	YTD FV %	PROJ %	% VAR
ADDISON	2.1379	1.680	1.642	1.546	6.19
BOYD	38.2734	30.075	30.049	27.925	7.60
FORD	4.1527	3.263	3.253	3.157	3.05
ROLLTON	13.7279	10.787	10.898	9.085	19.95 *
GRAND HILL	0.4858	0.382	0.339	0.322	5.13
LEYVILLE	2.6142	2.054	1.884	1.672	12.67 *
PELL	3.1501	2.475	2.491	2.820	-11.67 *
FAIRPORT	1.8333	1.441	1.347	1.708	-21.14 *
LAS	4.9455	3.886	3.541	5.316	-33.39 *
CANVILLE	0.1349	0.106	0.096	0.129	-25.52 *
DESS	3.8439	3.020	3.078	2.577	19.45 *
WIMMERS BRANCH	3.9019	3.066	3.365	4.124	-18.39 *
WORTH	2.4681	1.939	1.866	1.237	50.83 *
INDIAN PRAIRIE	13.6510	10.727	11.030	13.630	-19.07 *
PEVINE	2.0988	1.649	1.676	1.130	48.35 *
ST	0.3343	0.263	0.267	0.152	75.65 *
NG	19.8693	15.613	15.561	16.753	-7.11
LER	2.3815	1.871	1.911	1.749	9.27
USFIELD	4.9860	3.918	3.896	3.016	29.18 *
TH RICHLAND HILLS	0.7177	0.564	0.572	0.438	30.59 *
THLAKE	1.5525	1.220	1.238	1.514	-18.22 *
TOTALS	127.261	100.000	100.000	100.000	

TRINITY RIVER AUTHORITY OF TEXAS
CENTRAL REGIONAL WASTEWATER SYSTEM
METERING STATION SUMMARY

ADDISON

Actual year average deviates from the projected average by 10% or more. Some error may occur due to rounding.
Final Review/Audit: 02/09/06

Printed: 4/18/2006 10:16:56AM

<u>Meter I. D.</u>	<u>FLOW MGD</u>	<u>TOTAL GALLONS (X1000)</u>
13_1E	1.5690	48,639
13_2E	0.2677	8,297
13_3E	0.3013	9,339
TOTAL	2.1379	66,276

OBLIGATION SUMMARY

Y-T-D PROJECTED OBLIGATION *	\$160,089.17
Y-T-D ACTUAL OBLIGATION	169,996.72
Y-T-D VARIANCE	-9,907.54

*Based upon monthly metered flows, projected monthly flows and projected cost of service.

FINAL REVIEW / AUDIT 02/09/06

HP LaserJet 3200se



HP LASERJET 3200

APR-24-2006 7:45AM

Fax Call Report

Job	Date	Time	Type	Identification	Duration	Pages	Result
293	4/24/2006	7:44:18AM	Send	7065	1:02	3	OK

Trinity River Authority of Texas



Central Regional Wastewater System

April 19, 2006

cc: KM JD

Post-It Fax Note	7871	Date	4/24/06	Page	3
To	Randy	From	TRW		
Co./Dept.		Co.			
Phone #		Phone #			
Fax #		Fax #			

Dear Customer,

A copy of the monthly flow report for January 2006 is enclosed.

If you have any questions, please contact either of the following individuals at your earliest convenience.

Mark L. Orbeck
Technical Services Engineer
(972) 331-4319
orbeckm@trinityra.org

David Dupuy
Chief Metering Technician
(972) 331-4315
dupuyd@trinityra.org

6500 W. Singleton Blvd.
Dallas, Texas 75212
Metro (972) 263-2251
Admin Fax (972) 331-4412
Lab Fax (972) 331-4414

HP LaserJet 3200se



HP LASERJET 3200

APR-24-2006 7:30AM

Fax Call Report

Job	Date	Time	Type	Identification	Duration	Pages	Result
292	4/24/2006	7:29:21AM	Send	99727160834	0:44	2	OK

cc: R.M.
JD

Trinity River Authority of Texas



Central Regional Wastewater System

April 19, 2006

Dear Customer,

A copy of the monthly flow report for January 2006 is enclosed.

If you have any questions, please contact either of the following individuals at your earliest convenience.

Mark L. Orbeck
 Mark L. Orbeck
 Technical Services Engineer
 (972) 331-4319
orbeckm@trinityra.org

David Dupuy
 Chief Metering Technician
 (972) 331-4315
dupuyd@trinityra.org

5500 W. Stoumen Blvd.

OF TEXAS
 WTR SYSTEM
 CONTRACTING PARTIES
 2006

FX_35	FX0135	XLVAR
01	1.946	4.19
02	21.923	7.69
03	1.177	3.05
04	9.283	10.95 *
05	0.232	5.13
06	1.672	17.87 *
07	2.829	-11.87 *
08	1.708	-21.14 *
09	5.314	-23.35 *
10	0.129	-25.52 *
11	2.477	19.45 *
12	4.124	-18.18 *
13	1.217	30.33 *
14	13.640	-18.07 *
15	1.130	48.31 *
16	0.123	72.64 *
17	16.913	-7.11
18	1.749	2.27
19	3.016	29.18 *
20	0.418	26.29 *
21	1.514	-18.22 *
22	100.000	


See to routing:

TrinityContract.m

4/4/06

cc: RM
JD

Trinity River Authority of Texas



Central Regional Wastewater System

March 31, 2006

Dear Customer,

A copy of the monthly flow report for **December 2005** is enclosed.
If you have any questions, please contact either of the following individuals at your earliest convenience.

A handwritten signature in cursive script that reads "Mark L. Orbeck".

Mark L. Orbeck
Technical Services Engineer
(972) 331-4319
orbeckm@trinityra.org

David Dupuy
Chief Metering Technician
(972) 331-4315
dupuyd@trinityra.org

6500 W. Singleton Blvd.
Dallas, Texas 75212
Metro (972) 263-2251
Admin Fax (972) 331-4412
Lab Fax (972) 331-4414

TRINITY RIVER AUTHORITY OF TEXAS
 CENTRAL REGIONAL WASTEWATER SYSTEM
 CONTRIBUTED WASTEWATER FLOW BY CONTRACTING PARTIES

DECEMBER 2005

CONTRACTING PARTY	FLOW (MGD)	% CONTR.	YTD FY %	PROJ %	% VAR
ADDISON	1.9937	1.6069	1.6069	1.5460	3.94
ARLINGTON	37.3494	30.1034	30.1034	27.9250	7.80
BEDFORD	4.0348	3.2520	3.2520	3.1570	3.01
CARROLLTON	13.6984	11.0408	11.0408	9.0850	21.53 *
CEDAR HILL	0.3661	0.2951	0.2951	0.3220	-8.36
COLLEYVILLE	2.1270	1.7143	1.7143	1.6720	2.53
COPELL	3.1185	2.5135	2.5135	2.8200	-10.87 *
DALLAS	3.6658	2.9547	2.9547	5.3160	-44.42 *
DFW AIRPORT	1.5566	1.2546	1.2546	1.7080	-26.54 *
DUNCANVILLE	0.1069	0.0862	0.0862	0.1290	-33.19 *
EULESS	3.9032	3.1459	3.1459	2.5770	22.08 *
FARMERS BRANCH	4.5678	3.6816	3.6816	4.1240	-10.73 *
FORT WORTH	2.2274	1.7952	1.7952	1.2370	45.13 *
GRAND PRAIRIE	14.1084	11.3713	11.3713	13.6300	-16.57 *
GRAPEVINE	2.1201	1.7088	1.7088	1.1300	51.22 *
HURST	0.2997	0.2415	0.2415	0.1520	58.90 *
IRVING	19.2932	15.5502	15.5502	16.7530	-7.18
KELLER	2.4284	1.9573	1.9573	1.7490	11.91 *
MANSFIELD	4.8195	3.8845	3.8845	3.0160	28.80 *
NORTH RICHLAND HILLS	0.7218	0.5817	0.5817	0.4380	32.82 *
SOUTHLAKE	1.5635	1.2602	1.2602	1.5140	-16.76 *
TOTALS	124.0702	100.0000	100.0000	100.0000	

* Fiscal year average deviates from the projected average by 10% or more.

**Minor variations may occur due to rounding.

TRINITY RIVER AUTHORITY OF TEXAS
CENTRAL REGIONAL WASTEWATER SYSTEM
METERING STATION SUMMARY

ADDISON

DECEMBER 2005

<u>Meter I. D.</u>	<u>FLOW MGD</u>	<u>TOTAL GALLONS</u> <u>(X1000)</u>
13_1E	1.5066	46,704
13_2E	0.2329	7,220
13_3E	0.2542	7,880
TOTAL	1.9937	61,804

OBLIGATION SUMMARY

Y-T-D PROJECTED OBLIGATION *	\$80,044.59
Y-T-D ACTUAL OBLIGATION	83,197.24
Y-T-D VARIANCE	-3,152.65

*Based upon monthly metered flows, projected monthly flows and projected cost of service.

FINAL REVIEW / AUDIT 02/09/06

HP LaserJet 3200se

HP LASERJET 3200

APR-4-2006 11:10AM



Fax Call Report

Job	Date	Time	Type	Identification	Duration	Pages	Result
76	4/ 4/2006	11:09:20AM	Send	99727160834	0:38	2	OK

Trinity River Authority of Texas



Central Regional Wastewater System

March 31, 2006

Dear Customer,

A copy of the monthly flow report for December 2005 is enclosed.
If you have any questions, please contact either of the following individuals at your earliest convenience.

Mark L. Orbeck
Technical Services Engineer
(972) 331-4319
orbeckm@trinityra.org

David Dupuy
Chief Metering Technician
(972) 331-4315
dupuyd@trinityra.org

6500 W. Singleton Blvd.
Dallas, Texas 75212
Metro (972) 263-2261
Admin Fax (972) 931-4412
Lab Fax (972) 331-4414

HP LaserJet 3200se



HP LASERJET 3200

APR-4-2006 11:08AM

Fax Call Report

Job	Date	Time	Type	Identification	Duration	Pages	Result
74	4/ 4/2006	11:06:52AM	Send	7065	1:03	3	OK

Trinity River Authority of Texas



Central Regional Wastewater System

March 31, 2006

Post-It Fax Note	7671	Date	4/4	Fax Pages	3
To	Randy	From	M.C.		
Co/Dept.		City			
Phone #		Phone #			
Fax #		Fax #			

Dear Customer,

A copy of the monthly flow report for December 2005 is enclosed.
If you have any questions, please contact either of the following individuals at your earliest convenience.

Mark L. Orbeck
Technical Services Engineer
(972) 331-4319
orbeckm@trinityra.org

David Dupuy
Chief Metering Technician
(972) 331-4315
dupuyd@trinityra.org

6501 W. Singleton Blvd.
Dallas, Texas 75212
Main: (972) 263-2261
Admin Fax: (972) 331-4412
Lab Fax: (972) 331-4414

3/9/06 cc: RM

Trinity River Authority of Texas



Northern Region Office

3826.102/2828.800

February 14, 2006

Ms. Nancy Cline
Director, Public Works
Town of Addison
P.O. Box 9010
Addison, Texas 75001-9010

RE: Central Regional Wastewater System
FY 2007 Budget Preparation
Projected Contracting Party Flows

Dear Ms. Cline:

The projection of annual wastewater flows is an important part of the determination of expenditures and revenue obligations in the annual budgets. These projections are based on historical flows, general population projections, and/or projected flows provided by the contracting parties.

We are currently collecting data for the preparation of the Central Regional Wastewater System FY 2007 Budget. It would be very helpful if you could have the attached form completed and returned to me by April 17, 2006. I have enclosed a summary of the FY 2005 flows and percentages, and the budgeted flows and percentages for FY 2006.

Timely receipt of your flow projections for the time period December 1, 2006, through November 30, 2007, would be beneficial and greatly appreciated.

If further information is needed, please call me at (817) 493-5100.

JOHN M. NELSON
Manager, Operations Services
Northern Region

JMN\rrr

Attachments

c: Patricia M. Cleveland, Manager, Operations, Northern Region
Bill Tatum, Project Manager, Central Regional Wastewater System

P.O. Box 240
Arlington, Texas 76004-0240
(817) 493-5100



**CENTRAL REGIONAL WASTEWATER SYSTEM
ACTUAL AND PROJECTED FLOWS**

as of 2/13/2006

CONTRACTING PARTY	2005 ACTUAL MGD	2005 ACTUAL % SHARE	2006 BUDGETED MGD	2006 BUDGETED % SHARE
ADDISON	2.152	1.538%	2.400	1.546%
ARLINGTON	41.557	29.689%	43.339	27.925%
BEDFORD	4.404	3.146%	4.900	3.157%
CARROLLTON	13.728	9.808%	14.100	9.085%
CEDAR HILL	0.409	0.292%	0.500	0.322%
COLLEYVILLE	2.148	1.535%	2.595	1.672%
COPPELL	3.832	2.738%	4.375	2.820%
DALLAS	6.545	4.676%	2.650	1.708%
DFW AIRPORT	2.532	1.809%	8.250	5.316%
DUNCANVILLE	0.157	0.112%	0.200	0.129%
EULESS	3.229	2.307%	4.000	2.577%
FARMERS BRANCH	4.528	3.235%	6.400	4.124%
FORT WORTH	3.029	2.164%	1.920	1.237%
GRAND PRAIRIE	16.523	11.804%	21.153	13.630%
GRAPEVINE	1.879	1.342%	1.753	1.130%
HURST	0.240	0.172%	0.236	0.152%
IRVING	23.183	16.563%	26.000	16.753%
KELLER	2.534	1.810%	2.715	1.749%
MANSFIELD	4.794	3.425%	4.680	3.016%
N RICHLAND HILLS	0.750	0.536%	0.680	0.438%
SOUTHLAKE	1.819	1.299%	2.350	1.514%
TOTAL				
	139.972	100.000%	155.196	100.000%

CENTRAL REGIONAL WASTEWATER SYSTEM

PROJECTED FLOW FOR FY 2007 BUDGET PREPARATION

FISCAL YEAR 2007

DECEMBER 1, 2006 – NOVEMBER 30, 2007

CONTRACTING PARTY:

ESTIMATED AVERAGE DAILY FLOW IN MILLION GALLONS PER DAY (MGD) FOR FY 2007

INFORMATION SUBMITTED BY:

PLEASE RETURN TO: **JOHN M. NELSON**
MANAGER, OPERATION SERVICES
TRINITY RIVER AUTHORITY OF TEXAS
P.O. BOX 240
ARLINGTON, TEXAS 76004-0240
(817) 493-5100
(817) 417-0367 (FAX)

PLEASE RETURN BY APRIL 17, 2006

HP LaserJet 3200se



HP LASERJET 3200

MAR-9-2006 2:39PM

Fax Call Report

Job	Date	Time	Type	Identification	Duration	Pages	Result
181	3/ 9/2006	2:38:31PM	Send	7065	1:16	3	OK

Trinity River Authority of Texas



Northern Region Office

3828.102/2828.800

February 14, 2006

Ms. Nancy Cline
Director, Public Works
Town of Addison
P.O. Box 8810
Addison, Texas 75001-9010

PostNet Fax Note	7071	Date	2/14/06
To	Randy	From	JMC
Co./Dept.		Co.	
Phone #		Phone #	
Fax #		Fax #	

RE: Central Regional Wastewater System
FY 2007 Budget Preparation
Projected Contracting Party Flows

Dear Ms. Cline:

The projection of annual wastewater flows is an important part of the determination of expenditures and revenue obligations in the annual budgets. These projections are based on historical flows, general population projections, and/or projected flows provided by the contracting parties.

We are currently collecting data for the preparation of the Central Regional Wastewater System FY 2007 Budget. It would be very helpful if you could have the attached form completed and returned to me by April 17, 2006. I have enclosed a summary of the FY 2005 flows and percentages, and the budgeted flows and percentages for FY 2006.

Timely receipt of your flow projections for the time period December 1, 2006, through November 30, 2007, would be beneficial and greatly appreciated.

If further information is needed, please call me at (817) 493-5100.

JOHN M. NELSON
Manager, Operations Services
Northern Region

JMN:um

Attachments

c: Patrice M. Cleveland, Manager, Operations, Northern Region
Bill Telum, Project Manager, Central Regional Wastewater System

P.O. Box 940
Addicks, Texas 76004-0240
(817) 493-5100



cc: JD
RM

Trinity River Authority of Texas



Central Regional Wastewater System

February 13, 2006

Dear Customer,

A copy of the monthly flow report for **November 2005** is enclosed. This concludes our Fiscal Year 2005 flow review. All flows for the year have been audited by our Quality Assurance Division and by the Authority's Internal Auditor.

If you have any questions, please contact either of the following individuals at your earliest convenience.

A handwritten signature in black ink, appearing to read 'Mark L. Orbeck', written over a large, light-colored scribble.

Mark L. Orbeck
Technical Services Engineer
(972) 331-4319
orbeckm@trinityra.org

A handwritten signature in black ink, appearing to read 'David Dupuy', written over a large, light-colored scribble.

David Dupuy
Chief Metering Technician
(972) 331-4315
dupuyd@trinityra.org

6500 W. Singleton Blvd.
Dallas, Texas 75212
Metro (972) 263-2251
Admin Fax (972) 331-4412
Lab Fax (972) 331-4414

TRINITY RIVER AUTHORITY OF TEXAS
 CENTRAL REGIONAL WASTEWATER SYSTEM
 CONTRIBUTED WASTEWATER FLOW BY CONTRACTING PARTIES

NOVEMBER 2005

CONTRACTING PARTY	FLOW (MGD)	% CONTR.	YTD FY %	PROJ %	% VAR
ADDISON	1.882	1.453	1.538	1.569	-1.94
ARLINGTON	37.8035	29.092	29.706	29.135	1.96
BEDFORD	4.0184	3.092	3.148	3.519	-10.54 *
CARROLLTON	13.7279	10.564	9.813	9.491	3.40
CEDAR HILL	0.3740	0.288	0.292	0.303	-3.47
COLLEYVILLE	2.0415	1.571	1.536	1.522	0.92
COPPELL	3.0724	2.364	2.739	2.875	-4.73
DALLAS	6.1560	4.737	4.678	4.780	-2.14
DFW AIRPORT	1.6996	1.308	1.810	2.064	-12.30 *
DUNCANVILLE	0.0951	0.073	0.112	0.142	-20.80 *
EULESS	3.7089	2.854	2.308	2.094	10.25 *
FARMERS BRANCH	3.9814	3.064	3.181	3.602	-11.70 *
FORT WORTH	2.2462	1.729	2.165	1.822	18.84 *
GRAND PRAIRIE	16.3871	12.611	11.811	12.338	-4.27
GRAPEVINE	1.9656	1.513	1.343	1.322	1.55
HURST	0.2323	0.179	0.172	0.166	3.53
IRVING	20.5569	15.820	16.572	16.428	0.88
KELLER	2.3616	1.817	1.811	1.790	1.18
MANSFIELD	5.3023	4.080	3.427	3.161	8.42
NORTH RICHLAND HILLS	0.6871	0.529	0.536	0.551	-2.60
SOUTHLAKE	1.6398	1.262	1.300	1.328	-2.13
TOTALS	129.946	100.000	100.000	100.000	

*Fiscal year average deviates from the projected average by 10% or more. Some error may occur due to rounding.
 Final Review/Audit 02/09/06

**TRINITY RIVER AUTHORITY OF TEXAS
CENTRAL REGIONAL WASTEWATER SYSTEM
METERING STATION SUMMARY**

ADDISON

NOVEMBER 2005

<u>Meter I. D.</u>	<u>FLOW MGD</u>	<u>TOTAL GALLONS (X1000)</u>
13_1E	1.4632	43,896
13_2E	0.2496	7,489
13_3E	0.1754	5,262
TOTAL	1.8882	56,646

OBLIGATION SUMMARY


Y-T-D PROJECTED OBLIGATION *	\$874,371.46
Y-T-D ACTUAL OBLIGATION	857,448.18
Y-T-D VARIANCE	16,923.29

*Based upon monthly metered flows, projected monthly flows and projected cost of service.

FINAL REVIEW / AUDIT 02/09/06

12/10/05 cc: JD
NC

Trinity River Authority of Texas



Central Regional Wastewater System

November 23, 2005

Dear Customer,

A copy of the monthly flow report for **October 2005** is enclosed.

If you have any questions, please contact either of the following individuals at your earliest convenience.

Mark L. Orbeck
Technical Services Engineer
(972) 331-4319
orbeckm@trinityra.org

David Dupuy
Chief Metering Technician
(972) 331-4315
dupuyd@trinityra.org

TRINITY RIVER AUTHORITY OF TEXAS

CENTRAL REGIONAL WASTEWATER SYSTEM
 CONTRIBUTED WASTEWATER FLOW BY CONTRACTING PARTIES

OCTOBER 2005

<u>CONTRACTING PARTY</u>	<u>FLOW (MGD)</u>	<u>% CONTR.</u>	<u>YTD FY %</u>	<u>PROJ %</u>	<u>% VAR</u>
ADDISON	1.9801	1.490	1.545	1.569	-1.54
ARLINGTON	40.7095	30.624	29.735	29.135	2.06
BEDFORD	4.3046	3.238	3.409	3.519	-3.14
CARROLLTON	13.7279	10.327	9.745	9.491	2.68
CEDAR HILL	0.4461	0.336	0.293	0.303	-3.32
COLLEYVILLE	2.0370	1.532	1.532	1.522	0.67
COPPELL	3.0983	2.331	2.755	2.875	-4.18
DALLAS	5.8518	4.402	4.675	4.780	-2.21
DFW AIRPORT	1.7417	1.310	1.850	2.064	-10.35 *
DUNCANVILLE	0.1008	0.076	0.115	0.142	-18.57 *
EULESS	3.8690	2.911	2.028	2.094	-3.12
FARMERS BRANCH	3.8085	2.865	3.249	3.602	-9.80
FORT WORTH	2.4074	1.811	2.178	1.822	19.55 *
GRAND PRAIRIE	15.0000	11.284	11.732	12.338	-4.91
GRAPEVINE	1.8956	1.426	1.328	1.322	0.43
HURST	0.2336	0.176	0.171	0.166	3.11
IRVING	22.4741	16.907	16.640	16.428	1.29
KELLER	2.3758	1.787	1.810	1.790	1.09
MANSFIELD	4.5784	3.444	3.371	3.161	6.65
NORTH RICHLAND HILLS	0.6590	0.496	0.536	0.551	-2.55
SOUTHLAKE	1.6320	1.228	1.302	1.328	-1.95
TOTALS	132.931	100.000	100.000	100.000	

*Fiscal year average deviates from the projected average by 10% or more. Some error may occur due to rounding.
 Mid Year Projected % updated 9/17/05.

TRINITY RIVER AUTHORITY OF TEXAS
CENTRAL REGIONAL WASTEWATER SYSTEM
METERING STATION SUMMARY

ADDISON

OCTOBER 2005

<u>Meter I. D.</u>	<u>FLOW MGD</u>	<u>TOTAL GALLONS</u> <u>(X1000)</u>
13_1E	1.4885	46,144
13_2E	0.2762	8,561
13_3E	0.2154	6,676
TOTAL	1.9801	61,382

OBLIGATION SUMMARY

Y-T-D PROJECTED OBLIGATION *	\$802,505.32
Y-T-D ACTUAL OBLIGATION	790,123.47
Y-T-D VARIANCE	12,381.84

*Based upon monthly metered flows, projected monthly flows and projected cost of service.

FINAL YEAR END REPORT 02/17/05

HP LaserJet 3200se

HP LASERJET 3200

DEC-5-2005 10:14AM



Fax Call Report

Job	Date	Time	Type	Identification	Duration	Pages	Result
593	12/ 5/2005	10:13:18AM	Send	99727160834	0:41	3	OK

Trinity River Authority of Texas



Central Regional Wastewater System

November 23, 2005

Dear Customer,

A copy of the monthly flow report for October 2005 is enclosed.

If you have any questions, please contact either of the following individuals at your earliest convenience.


Mark L. Orbeck
Technical Services Engineer
(972) 331-4318
orbeckm@trinityra.org

David Dupuy
Chief Metering Technician
(972) 331-4315
dupuyd@trinityra.org

6500 W. Singleton Blvd.
Dallas, Texas 75212
Metro (972) 253-2261
Admin Fax (972) 331-4412
Lab Fax (972) 331-4414

10/19/05 CC: JD
RM

Trinity River Authority of Texas



Central Regional Wastewater System

October 14, 2005

Dear Customer,

A copy of the monthly flow report for **August 2005** is enclosed.

Please note in this report, we have updated each customer city's projected percent of flow contribution based upon mid year re-allocation. (See "Proj %" column on *Contributed Wastewater Flow By Contracting Parties* page).

If you have any questions, please contact either of the following individuals at your earliest convenience.

Mark L. Orbeck
Technical Services Engineer
(972) 331-4319
orbeckm@trinityra.org

David Dupuy
Chief Metering Technician
(972) 331-4315
dupuyd@trinityra.org

6500 W. Singleton Blvd.
Dallas, Texas 75212
Metro (972) 263-2251
Admin Fax (972) 331-4412
Lab Fax (972) 331-4414

CENTRAL REGIONAL WASTEWATER SYSTEM
CONTRIBUTED WASTEWATER FLOW BY CONTRACTING PARTIES

AUGUST 2005

CONTRACTING PARTY	FLOW (MGD)	% CONTR.	YTD FY %	PROJ %	% VAR
ADDISON	2.1313	1.578	1.557	1.569	-0.78
ARLINGTON	41.9916	31.089	29.697	29.135	1.93
BEDFORD	4.8175	3.567	3.418	3.519	-2.86
CARROLLTON	13.7279	10.164	9.657	9.491	1.76
CEDAR HILL	0.3512	0.260	0.291	0.303	-4.10
COLLEYVILLE	2.1205	1.570	1.533	1.522	0.73
COPPELL	3.1433	2.327	2.851	2.875	-0.85
DALLAS	6.3946	4.734	4.374	4.780	-8.51
DFW AIRPORT	2.2825	1.690	1.969	2.064	-4.58
DUNCANVILLE	0.1053	0.078	0.123	0.142	-13.39 *
EULESS	2.3004	1.703	1.942	2.094	-7.26
FARMERS BRANCH	3.8935	2.883	3.333	3.602	-7.47
FORT WORTH	3.0606	2.266	2.176	1.822	19.41 *
GRAND PRAIRIE	14.0286	10.386	11.961	12.338	-3.05
GRAPEVINE	1.8568	1.375	1.316	1.322	-0.50
HURST	0.2551	0.189	0.169	0.166	2.15
IRVING	22.6970	16.804	16.612	16.428	1.12
KELLER	2.6114	1.933	1.812	1.790	1.21
MANSFIELD	4.8645	3.601	3.357	3.161	6.22
NORTH RICHLAND HILLS	0.7286	0.539	0.538	0.551	-2.31
SOUTHLAKE	1.7070	1.264	1.315	1.328	-0.99
TOTALS	135.069	100.000	100.000	100.000	

*Fiscal year average deviates from the projected average by 10% or more. Some error may occur due to rounding.
Mid Year Projected % updated 9/17/05.

TRINITY RIVER AUTHORITY OF TEXAS
CENTRAL REGIONAL WASTEWATER SYSTEM
METERING STATION SUMMARY

ADDISON

AUGUST 2005

<u>Meter I. D.</u>	<u>FLOW MGD</u>	<u>TOTAL GALLONS</u> <u>(X1000)</u>
13 IE	1.5800	48,980
13 2E	0.2467	7,646
13 3E	0.3047	9,445
TOTAL	2.1313	66,071

OBLIGATION SUMMARY

Y-T-D PROJECTED OBLIGATION *	\$656,377.36
Y-T-D ACTUAL OBLIGATION	651,235.77
Y-T-D VARIANCE	5,141.59

*Based upon monthly metered flows, projected monthly flows and projected cost of service.

FINAL YEAR END REPORT 02/17/05

HP LaserJet 3200se



HP LASERJET 3200

OCT-19-2005 3:44PM

Fax Call Report

Job	Date	Time	Type	Identification	Duration	Pages	Result
7	10/19/2005	3:42:03PM	Send	7065	1:05	3	OK

Post-it® Fax Note	7671	Date	10/19/05	# of pages	3
To	Randy	From	[Signature]		
Co./Dept.		Co.			
Phone #		Phone #			
Fax #		Fax #			

10/19/05 Faxed to Jerry

9/13/05 cc: Nandy
JDL

Trinity River Authority of Texas



Central Regional Wastewater System

September 09, 2005

Dear Customer,

A copy of the monthly flow report for **July 2005** is enclosed.
If you have any questions, please contact either of the following individuals at your earliest convenience.

Mark L. Orbeck
Technical Services Engineer
(972) 331-4319
orbeckm@trinityra.org

David Dupuy
Chief Metering Technician
(972) 331-4315
dupuyd@trinityra.org

6500 W. Singleton Blvd.
Dallas, Texas 75212
Metro (972) 263-2251
Admin Fax (972) 331-4412
Tech Services Fax (972) 331-4414

TRINITY RIVER AUTHORITY OF TEXAS

CENTRAL REGIONAL WASTEWATER SYSTEM
CONTRIBUTED WASTEWATER FLOW BY CONTRACTING PARTIES

JULY 2005

CONTRACTING PARTY	FLOW (MGD)	% CONTR.	YTD FY %	PROJ %	% VAR
ADDISON	2.0416	1.4511	1.5539	1.5080	3.05
ARLINGTON	44.2079	31.4220	29.5305	28.2000	4.72
BEDFORD	4.7216	3.3560	3.4005	3.2410	4.92
CARROLLTON	13.7279	9.7575	9.5962	9.3260	2.90
CEDAR HILL	0.3685	0.2619	0.2943	0.2140	37.50 *
COLLEYVILLE	2.0972	1.4906	1.5285	1.6870	-9.39
COPELL	4.1204	2.9287	2.9139	2.8110	3.66
DALLAS	5.3769	3.8218	4.3301	5.9530	-27.26 *
DFW AIRPORT	2.5624	1.8213	2.0028	1.5280	31.07 *
DUNCANVILLE	0.0971	0.0690	0.1281	0.1320	-2.94
EULESS	2.6425	1.8783	1.9703	2.8280	-30.33 *
FARMERS BRANCH	4.3625	3.1008	3.3873	4.4310	-23.55 *
FORT WORTH	3.2624	2.3188	2.1647	0.9920	118.22 *
GRAND PRAIRIE	15.7007	11.1597	12.1499	11.6410	4.37
GRAPEVINE	1.7861	1.2695	1.3086	1.0720	22.07 *
HURST	0.2420	0.1720	0.1669	0.1420	17.54 *
IRVING	23.0337	16.3719	16.5891	17.7920	-6.76
KELLER	2.5395	1.8050	1.7973	1.7960	0.07
MANSFIELD	5.3500	3.8027	3.3281	2.8270	17.72 *
NORTH RICHLAND HILLS	0.6833	0.4857	0.5376	0.4500	19.46 *
SOUTHLAKE	1.7666	1.2557	1.3213	1.4290	-7.54
TOTALS	140.6907	100.0000	100.0000	100.0000	

*Fiscal year average deviates from the projected average by 10% or more.

TRINITY RIVER AUTHORITY OF TEXAS
CENTRAL REGIONAL WASTEWATER SYSTEM
METERING STATION SUMMARY

ADDISON

JULY 2005

<u>Meter I. D.</u>	<u>FLOW MGD</u>	<u>TOTAL GALLONS</u> <u>(X1000)</u>
13_1E	1.5839	49,100
13_2E	0.2375	7,363
13_3E	0.2202	6,827
TOTAL	2.0416	63,290

OBLIGATION SUMMARY

Y-T-D PROJECTED OBLIGATION *	\$559,555.37
Y-T-D ACTUAL OBLIGATION	576,598.02
Y-T-D VARIANCE	-17,042.65

*Based upon monthly metered flows, projected monthly flows and projected cost of service.

FINAL YEAR END REPORT 02/17/05

HP LaserJet 3200se



HP LASERJET 3200

SEP-13-2005 10:29

Fax Call Report

Job	Date	Time	Type	Identification	Duration	Pages	Result
913	9/13/2005	10:28:45	Send	99727160834	0:43	3	OK

cc: Kandy J.R.
Trinity River Authority of Texas



Central Regional Wastewater System

September 09, 2005

Dear Customer,

A copy of the monthly flow report for July 2005 is enclosed.
If you have any questions, please contact either of the following individuals at your earliest convenience.

Mark L. Orbeck
Technical Services Engineer
(972) 331-4319
orbeckm@trinityra.org

David Dupuy
Chief Metering Technician
(972) 331-4315
dupuyd@trinityra.org

6500 W. Singleton Blvd.
Dallas, Texas 75212
Metro (872) 263-2251
Admin Fax (972) 331-4412
Tech Services Fax (972) 331-4414

HP LaserJet 3200se



HP LASERJET 3200

SEP-13-2005 10:26

Fax Call Report

Job	Date	Time	Type	Identification	Duration	Pages	Result
912	9/13/2005	10:25:35	Send	7065	1:07	3	OK

Trinity River Authority of Texas



Central Regional Wastewater System

September 09, 2005

Post-It Fax Note	7871	Date	9/13/05
To	Randy	From	[Signature]
Company		Cell	
Phone #		Phone #	
Fax #		Fax #	

Dear Customer,

A copy of the monthly flow report for July 2005 is enclosed.
If you have any questions, please contact either of the following individuals at your earliest convenience.

Mark L. Orbeck
Technical Services Engineer
(972) 331-4319
orbeckm@trinityra.com

David Dupuy
Chief Metering Technician
(972) 331-4315
dupuyd@trinityra.com

8500 W. Singleton Blvd.
Dallas, Texas 75212
Metro (972) 283-2251
Admin Fax (972) 331-4412
Tech Services Fax (972) 331-4414

CC: J DAVIS
Randy

Trinity River Authority of Texas



Central Regional Wastewater System

June 23, 2005

Dear Customer,

A copy of the monthly flow report for **May 2005** is enclosed.
If you have any questions, please contact either of the following individuals at your earliest convenience.

A handwritten signature in black ink, appearing to read 'Mark L. Orbeck', is written over a light blue horizontal line.

Mark L. Orbeck
Technical Services Engineer
(972) 331-4319
orbeckm@trinityra.org

David Dupuy
Chief Metering Technician
(972) 331-4315
dupuyd@trinityra.org

6500 W. Singleton Blvd.
Dallas, Texas 75212
Metro (972) 263-2251
Admin Fax (972) 331-4412
Lab Fax (972) 331-4414

TRINITY RIVER AUTHORITY OF TEXAS
 CENTRAL REGIONAL WASTEWATER SYSTEM
 CONTRIBUTED WASTEWATER FLOW BY CONTRACTING PARTIES

MAY 2005

CONTRACTING PARTY	FLOW (MGD)	% CONTR.	YTD FY %	PROJ %	% VAR
ADDISON	2.2090	1.6164	1.5761	1.5080	4.52
ARLINGTON	40.4607	29.6057	29.2704	28.2000	3.80
BEDFORD	4.8381	3.5401	3.5354	3.2410	9.08
CARROLLTON	13.7277	10.0448	9.5348	9.3260	2.24
CEDAR HILL	0.3638	0.2662	0.3044	0.2140	-42.24 *
COLLEYVILLE	2.2652	1.6575	1.5289	1.6870	-9.37
COPPELL	4.0295	2.9484	2.8888	2.8110	2.77
DALLAS	5.7541	4.2103	4.6009	5.9530	-22.71 *
DFW AIRPORT	2.5594	1.8727	2.0735	1.5280	35.70 *
DUNCANVILLE	0.1927	0.1410	0.1423	0.1320	7.82
EULESS	3.1497	2.3047	2.0269	2.8280	-28.33 *
FARMERS BRANCH	3.9897	2.9193	3.4307	4.4310	-22.58 *
FORT WORTH	2.3930	1.7510	1.8305	0.9920	84.52 *
GRAND PRAIRIE	15.5461	11.3754	12.3955	11.6410	6.48
GRAPEVINE	1.7650	1.2915	1.3284	1.0720	23.92 *
HURST	0.2316	0.1695	0.1665	0.1420	17.22 *
IRVING	22.9810	16.8156	16.5042	17.7920	-7.24
KELLER	2.6185	1.9160	1.7986	1.7960	0.15
MANSFIELD	5.0474	3.6933	3.1758	2.8270	12.34 *
NORTH RICHLAND HILLS	0.7168	0.5245	0.5531	0.4500	22.90 *
SOUTH LAKE	1.8260	1.3361	1.3345	1.4290	-6.61
TOTALS	136.6649	100.0000	100.0000	100.0000	

*Fiscal year average deviates from the projected average by 10% or more.
 Final Year End Report 02/17/05

**TRINITY RIVER AUTHORITY OF TEXAS
CENTRAL REGIONAL WASTEWATER SYSTEM
METERING STATION SUMMARY**

ADDISON

MAY 2005

<u>Meter I. D.</u>	<u>FLOW MGD</u>	<u>TOTAL GALLONS (X1000)</u>
13_1E	1.6543	51,283
13_2E	0.3524	10,925
13_3E	0.2024	6,273
TOTAL	2.2090	68,480

OBLIGATION SUMMARY

Y-T-D PROJECTED OBLIGATION *	\$419,090.85
Y-T-D ACTUAL OBLIGATION	438,030.46
Y-T-D VARIANCE	-18,939.61

*Based upon monthly metered flows, projected monthly flows and projected cost of service.

FINAL YEAR END REPORT 02/17/05



May 13, 2005

Dear Customer,

Post-it® Fax Note	7671	Date	5/14/05	# of pages	2
To	RANDY		From	SOF	
Co./Dept.			Co.		
Phone #			Phone #		
Fax #			Fax #		

A copy of the monthly flow report for **April 2005** is enclosed. If you have any questions, contact either of the following individuals at your earliest convenience.

A handwritten signature in black ink, appearing to read 'Mark Orbeck'.

Mark L. Orbeck
Technical Services Engineer
(972) 331-4319
orbeckm@trinityra.org

David Dupuy
Chief Metering Technician
(972) 331-4315
dupuyd@trinityra.org

CENTRAL REGIONAL WASTEWATER SYSTEM
CONTRIBUTED WASTEWATER FLOW BY CONTRACTING PARTIES

APRIL 2005

CONTRACTING PARTY	FLOW (MGD)	% CONTR.	YTD FY %	PROJ %	% VAR
ADDISON	2.2437	1.6472	1.5866	1.5080	5.21
ARLINGTON	40.8923	30.0202	29.5451	28.2000	4.77
BEDFORD	5.2246	3.8355	3.6311	3.2410	12.04 *
CARROLLTON	13.7278	10.0780	9.5463	9.3260	2.36
CEDAR HILL	0.3848	0.2825	0.3138	0.2140	46.64 *
COLLEYVILLE	2.2169	1.6275	1.5216	1.6870	-9.80
COPELL	4.0729	2.9900	2.9107	2.8110	3.55
DALLAS	4.4489	3.2660	3.5657	5.9530	-40.10 *
DFW AIRPORT	2.1737	1.5958	2.1368	1.5280	39.84 *
DUNCANVILLE	0.2287	0.1679	0.1442	0.1320	9.27
EULESS	2.7028	1.9842	1.9408	2.8280	-31.37 *
FARMERS BRANCH	5.0230	3.6875	3.5721	4.4310	-19.38 *
FORT WORTH	1.9468	1.4292	1.8673	0.9920	88.23 *
GRAND PRAIRIE	16.7397	12.2891	12.7425	11.6410	9.46
GRAPEVINE	1.7781	1.3053	1.3510	1.0720	26.02 *
HURST	0.2298	0.1687	0.1678	0.1420	18.17 *
IRVING	22.4839	16.5061	16.6333	17.7920	-6.51
KELLER	2.4542	1.8017	1.7966	1.7960	0.04
MANSFIELD	4.5852	3.3661	3.1118	2.8270	10.07 *
NORTH RICHLAND HILLS	0.7458	0.5475	0.5651	0.4500	25.57 *
SOUTHLAKE	1.9122	1.4038	1.3497	1.4290	-5.55
TOTALS	136.2159	100.0000	100.0000	100.0000	

*Fiscal year average deviates from the projected average by 10% or more.
Final Year End Report 02/17/05

Printed: 5/13/2005 1:45:57PM

TRINITY RIVER AUTHORITY OF TEXAS
CENTRAL REGIONAL WASTEWATER SYSTEM
METERING STATION SUMMARY

ADDISON

APRIL 2005

<u>Meter I.D.</u>	<u>FLOW MGD</u>	<u>TOTAL GALLONS</u> <u>(X1000)</u>
13_1E	1.6355	49,065
13_2E	0.3902	11,707
13_3E	0.2180	6,541
TOTAL	2.2437	67,312

OBLIGATION SUMMARY

Y-T-D PROJECTED OBLIGATION *	\$347,707.25
Y-T-D ACTUAL OBLIGATION	365,839.91
Y-T-D VARIANCE	-18,132.67

*Based upon monthly metered flows, projected monthly flows and projected cost of service.

FINAL YEAR END REPORT 02/17/05

HP LaserJet 3200se



HP LASERJET 3200

MAY-16-2005 8:14AM

Fax Call Report

Job	Date	Time	Type	Identification	Duration	Pages	Result
160	5/16/2005	8:12:50AM	Send	7065	1:07	3	OK

Trinity River Authority of Texas



Central Regional Wastewater System

May 13, 2005

Post-It® Fax Note	7871	DATE	5/16/2005
To	Barney	From	SW
Call Ref.		Co.	
Phone #		Phone #	
Fax #		Fax #	

Dear Customer,

A copy of the monthly flow report for April 2005 is enclosed. If you have any questions, contact either of the following individuals at your earliest convenience.

Mark L. Orbeck
Technical Services Engineer
(972) 331-4319
orbeckm@trntrva.org

David Dupuy
Chief Metering Technician
(972) 331-4315
dupuyd@trntrva.org

6600 W. Singleton Blvd.
Dallas, Texas 75212
Metro (972) 260-2251
Admin Fax (972) 331-4412
Lab Fax (972) 331-4414

cc: Randy
Jerry

Trinity River Authority of Texas



Central Regional Wastewater System

April 15, 2005

Post-it® Fax Note	7671	Date	4/21/05	# of pages	3
To	Randy	From	Sup		
Co./Dept.		Co.			
Phone #		Phone #			
Fax #		Fax #			

Dear Customer,

A copy of the monthly flow report for **March 2005** is enclosed.
If you have any questions, please contact either of the following individuals at your earliest convenience.

Mark L. Orbeck
Technical Services Engineer
(972) 331-4319
orbeckm@trinityra.org

David Dupuy
Chief Metering Technician
(972) 331-4315
dupuyd@trinityra.org

PS. We recently transmitted a request to update the information in your mailout list. If you have already received the letter and responded, thank you. If not, please contact Michelle Miles, QAQC, at 972-331-4311 or by email mileesm@trinityra.org.

Thanks,
Mark.

6500 W. Singleton Blvd.
Dallas, Texas 75212
Metro (972) 263-2251
Admin Fax (972) 331-4412
Lab Fax (972) 331-4414

TRINITY RIVER AUTHORITY OF TEXAS
CENTRAL REGIONAL WASTEWATER SYSTEM
CONTRIBUTED WASTEWATER FLOW BY CONTRACTING PARTIES

MARCH 2005

CONTRACTING PARTY	FLOW (MGD)	% CONTR.	YTD FY %	PROJ %	% VAR
ADDISON	2.3334	1.6178	1.5698	1.5080	4.10
ARLINGTON	43.1640	29.9265	29.3839	28.2000	4.20
BEDFORD	5.3828	3.7320	3.5775	3.2410	10.38 *
CARROLLTON	13.7233	9.5146	9.4072	9.3260	0.87
CEDAR HILL	0.4396	0.3048	0.3204	0.2140	49.70 *
COLLEYVILLE	2.1906	1.5188	1.4945	1.6870	-11.41 *
COPPELL	4.1337	2.8660	2.8873	2.8110	2.71
DALLAS	5.9239	4.1071	3.8037	5.9530	-36.11 *
DFW AIRPORT	2.4341	1.6876	2.2582	1.5280	47.79 *
DUNCANVILLE	0.2110	0.1463	0.1385	0.1320	4.93
EULESS	2.7941	1.9372	1.9270	2.8280	-31.86 *
FARMERS BRANCH	4.8580	3.3682	3.5391	4.4310	-20.13 *
FORT WORTH	2.9204	2.0248	1.9657	0.9920	98.16 *
GRAND PRAIRIE	18.5114	12.8344	12.8243	11.6410	10.17 *
GRAPEVINE	1.9796	1.3725	1.3591	1.0720	26.78 *
HURST	0.2530	0.1754	0.1673	0.1420	17.81 *
IRVING	22.9630	15.9207	16.6338	17.7920	-6.51
KELLER	2.4614	1.7066	1.7923	1.7960	-0.21
MANSFIELD	4.7989	3.3272	3.0474	2.8270	7.80
NORTH RICHLAND HILLS	0.7997	0.5544	0.5681	0.4500	26.25 *
SOUTHLAKE	1.9574	1.3571	1.3348	1.4290	-6.59
TOTALS	144.2333	100.0000	100.0000	100.0000	

*Fiscal year average deviates from the projected average by 10% or more.
Final Year End Report 02/17/05

TRINITY RIVER AUTHORITY OF TEXAS
CENTRAL REGIONAL WASTEWATER SYSTEM
METERING STATION SUMMARY

ADDISON

MARCH 2005

<u>Meter I. D.</u>	<u>FLOW MGD</u>	<u>TOTAL GALLONS (X1000)</u>
13_1E	1.7049	52,851
13_2E	0.3984	12,350
13_3E	0.2302	7,136
TOTAL	2.3334	72,337

OBLIGATION SUMMARY

Y-T-D PROJECTED OBLIGATION *	\$278,626.34
Y-T-D ACTUAL OBLIGATION	290,051.43
Y-T-D VARIANCE	-11,425.10

*Based upon monthly metered flows, projected monthly flows and projected cost of service.

FINAL YEAR END REPORT 02/17/05

HP LaserJet 3200se




HP LASERJET 3200

APR-21-2005 10:35AM

Fax Call Report

Job	Date	Time	Type	Identification	Duration	Pages	Result
478	4/21/2005	10:35:10AM	Send	99727160834	0:43	3	OK

Trinity River Authority of Texas



Central Regional Wastewater System

April 15, 2005

Dear Customer,

A copy of the monthly flow report for March 2005 is enclosed.
If you have any questions, please contact either of the following individuals at your earliest convenience.

Mark L. Orbeck
Technical Services Engineer
(972) 331-4319
orbeckm@trinityra.org

David Dupuy
Chief Metering Technician
(972) 331-4315
dupuyd@trinityra.org

PS. We recently transmitted a request to update the information in your mailout list. If you have already received the letter and responded, thank you. If not, please contact Michele Miles, QAQC, at 972-331-4311 or by email milesm@trinityra.org.

Thanks,
Mark

9500 W. Singleton Blvd.
Dallas, Texas 75242
Metro (972) 263-2251
Admin Fax (972) 331-4412
Lab Fax (972) 331-4414

HP LaserJet 3200se



HP LASERJET 3200

APR-21-2005 10:38AM

Fax Call Report

Job	Date	Time	Type	Identification	Duration	Pages	Result
479	4/21/2005	10:37:38AM	Send	7065	1:05	3	OK

cc: Randy
Jerry

Trinity River Authority of Texas

Central Regional Wastewater System

April 16, 2005

PostNet Fax Note	7071	Date	4/21/2005
To	Randy	From	Jerry
On/Off		Co.	
Phone #		Phone #	
Fax #		Fax #	

Dear Customer,

A copy of the monthly flow report for March 2005 is enclosed.
If you have any questions, please contact either of the following individuals at your earliest convenience.

Mark L. Orbeck
Technical Services Engineer
(972) 331-4319
orbeckm@trinityra.org

David Dupuy
Chief Metering Technician
(972) 331-4315
dupuyd@trinityra.org

PS: We recently transmitted a request to update the information in your mailout list. If you have already received the letter and responded, thank you. If not, please contact Michelle Miles, QA/QC, at 972-331-4311 or by email milesm@trinityra.org.

Thanks,
Mark

6500 W. Singleton Blvd.
Dallas, Texas 75212
Main (972) 263-2251
Admin Fax (972) 331-4412
Lab Fax (972) 331-4414



March 21, 2005

Contracting Party,

It is time to update our mailing list for the Monthly Flow Reports for the Trinity River Authority. If your mailing address or recipient name or title has changed, please email the correct information to me at milesm@trinityra.org or call (972) 331-4311 at your earliest convenience. Thank you for your assistance, if you have any questions please let me know.

Michelle Miles

QA/QC

Trinity River Authority

972.331.4311



T O W N O F
ADDISON

PUBLIC WORKS DEPARTMENT

(972) 450-2871 FAX (972)450-2837

@Post Office Box 9010 Addison, Texas 75001-9010

16801 Westgrove

17 February 2005

Mr. John M. Nelson
Manager, Operations Services
Trinity River Authority
Northern Region Office
P. O. Box 240
Arlington, TX 76004-0240

Dear Mr. Nelson:

Please be advised that Mike Murphy has retired from the Town of Addison.

Could you please direct future correspondence to:

Director of Public Works
Town of Addison
P.O. Box 9010
Addison, TX 75001-9010

Thank you,

Sue Ellen Fairley
Secretary to the Director of Public Works

Trinity River Authority of Texas



Central Regional Wastewater System

March 16, 2005

Post-it® Fax Note 7671		Date 3/24	# of pages 3
To Randy	From		
Co./Dept.	Co.		
Phone #	Phone #		
Fax #	Fax #		

Dear Customer,

- A copy of the monthly flow report for **February 2005** is enclosed.
- If you have any questions, please contact either of the following individuals at your earliest convenience.

A handwritten signature in black ink, appearing to read 'Mark L. Orbeck'. The signature is written in a cursive, flowing style.

Mark L. Orbeck
Technical Services Engineer
(972) 331-4319
orbeckm@trinityra.org

David Dupuy
Chief Metering Technician
(972) 331-4315
dupuyd@trinityra.org

6500 W. Singleton Blvd.
Dallas, Texas 75212
Metro (972) 263-2251
Admin Fax (972) 331-4412
Lab Fax (972) 331-4414

TRINITY RIVER AUTHORITY OF TEXAS
 CENTRAL REGIONAL WASTEWATER SYSTEM
 CONTRIBUTED WASTEWATER FLOW BY CONTRACTING PARTIES

FEBRUARY 2005

<u>CONTRACTING PARTY</u>	<u>FLOW (MGD)</u>	<u>% CONTR</u>	<u>YTD FY %</u>	<u>PROJ %</u>	<u>% VAR</u>
ADDISON	2.2699	1.5745	1.5569	1.5080	3.25
ARLINGTON	43.2815	30.0211	29.2626	28.2000	3.77
BEDFORD	5.3275	3.6953	3.5327	3.2410	9.00
CARROLLTON	13.7279	9.5220	9.3912	9.3260	0.70
CEDAR HILL	0.4590	0.3184	0.3263	0.2140	52.50 *
COLLEYVILLE	2.2173	1.5380	1.4894	1.6870	-11.71 *
COPPELL	4.2166	2.9247	2.9008	2.8110	3.19
DALLAS	5.3937	3.7412	3.7088	5.9530	-37.70 *
DFW AIRPORT	3.1524	2.1866	2.4571	1.5280	60.81 *
DUNCANVILLE	0.2042	0.1417	0.1362	0.1320	3.15
EULESS	2.8902	2.0047	1.9277	2.8280	-31.83 *
FARMERS BRANCH	4.8415	3.3582	3.5811	4.4310	-19.18 *
FORT WORTH	2.9830	2.0691	1.9499	0.9920	96.56 *
GRAND PRAIRIE	17.3647	12.0446	12.6708	11.6410	8.85
GRAPEVINE	1.9690	1.3658	1.3576	1.0720	26.64 *
HURST	0.2531	0.1755	0.1649	0.1420	16.12 *
IRVING	23.3797	16.2167	16.8976	17.7920	-5.03
KELLER	2.7267	1.8913	1.8254	1.7960	1.63
MANSFIELD	4.7276	3.2792	2.9590	2.8270	4.67
NORTH RICHLAND HILLS	0.8222	0.5703	0.5740	0.4500	27.56 *
SOUTHLAKE	1.9626	1.3613	1.3301	1.4290	-6.92
TOTALS	144.1702	100.0000	100.0000	100.0000	

*Fiscal year average deviates from the projected average by 10% or more.
 Final Year End Report 02/17/05

TRINITY RIVER AUTHORITY OF TEXAS
CENTRAL REGIONAL WASTEWATER SYSTEM
METERING STATION SUMMARY

ADDISON

FEBRUARY 2005

<u>Meter I. D.</u>	<u>FLOW MGD</u>	<u>TOTAL GALLONS</u> <u>(X1000)</u>
13_1E	1.7105	47,893
13_2E	0.3552	9,946
13_3E	0.2043	5,719
TOTAL	2.2699	63,557

OBLIGATION SUMMARY

Y-T-D PROJECTED OBLIGATION *	\$207,242.73
Y-T-D ACTUAL OBLIGATION	213,968.24
Y-T-D VARIANCE	-6,725.51

*Based upon monthly metered flows, projected
monthly flows and projected cost of service.

FINAL YEAR END REPORT 02/17/05

HP LaserJet 3200se



HP LASERJET 3200

MAR-24-2005 11:38AM

Fax Call Report

Job	Date	Time	Type	Identification	Duration	Pages	Result
140	3/24/2005	11:37:17AM	Send	7065	1:02	3	OK

Trinity River Authority of Texas



Central Regional Wastewater System

March 18, 2005

Post-It Fax Note	7071	Copy	3
To	Blindley	From	SA
Go Dept.		Cell	
Phone #		Phone #	
Fax #		Fax #	

Dear Customer,

A copy of the monthly flow report for February 2005 is enclosed.
If you have any questions, please contact either of the following individuals at your earliest convenience.

Mark L. Orbeck
Technical Services Engineer
(972) 331-4319
orbeckm@trinityra.org

David Dupuy
Chief Metering Technician
(972) 331-4316
dupuyd@trinityra.org

6500 W. Singleton Blvd.
Dallas, Texas 75212
Metro (972) 263-2251
Admin Fax (972) 331-4412
Lab Fax (972) 331-4414

3-7-05

cc: Randy
JD Receives
Copy from TRA

Trinity River Authority of Texas



Central Regional Wastewater System

March 1, 2005

Dear Customer,

A copy of the monthly flow report for **January 2005** is enclosed.
If you have any questions, please contact either of the following individuals at your earliest convenience.

A handwritten signature in black ink that reads "Mark L. Orbeck". The signature is fluid and cursive.

Mark L. Orbeck
Technical Services Engineer
(972) 331-4319
orbeckm@trinityra.org

David Dupuy
Chief Metering Technician
(972) 331-4315
dupuyd@trinityra.org

6500 W. Singleton Blvd.
Dallas, Texas 75212
Metro (972) 263-2251
Admin Fax (972) 331-4412
Lab Fax (972) 331-4414

TRINITY RIVER AUTHORITY OF TEXAS
 CENTRAL REGIONAL WASTEWATER SYSTEM
 CONTRIBUTED WASTEWATER FLOW BY CONTRACTING PARTIES

JANUARY 2005

CONTRACTING PARTY	FLOW (MGD)	% CONTR.	YTD FY %	PROJ %	% VAR
ADDISON	2.4130	1.6071	1.5451	1.5080	2.46
ARLINGTON	42.9154	28.5822	28.8509	28.2000	2.31
BEDFORD	5.2498	3.4964	3.4516	3.2410	6.50
CARROLLTON	13.7279	9.1430	9.3085	9.3260	-0.19
CEDAR HILL	0.4877	0.3248	0.3343	0.2140	56.19 *
COLLEYVILLE	2.1703	1.4455	1.4640	1.6870	-13.22 *
COPELL	4.2425	2.8255	2.8825	2.8110	2.54
DALLAS	5.9717	3.9772	3.9379	5.9530	-33.85 *
DFW AIRPORT	3.7608	2.5048	2.5703	1.5280	68.21 *
DUNCANVILLE	0.2099	0.1398	0.1334	0.1320	1.04
EULESS	2.8866	1.9225	1.8886	2.8280	-33.22 *
FARMERS BRANCH	5.8929	3.9247	3.6700	4.4310	-17.18 *
FORT WORTH	3.3430	2.2265	1.8921	0.9920	90.74 *
GRAND PRAIRIE	20.3120	13.5280	12.9128	11.6410	10.93 *
GRAPEVINE	2.0416	1.3597	1.3503	1.0720	25.96 *
HURST	0.2419	0.1611	0.1598	0.1420	12.51 *
IRVING	24.6228	16.3991	17.1600	17.7920	-3.55
KELLER	2.7154	1.8085	1.7914	1.7960	-0.26
MANSFIELD	4.1265	2.7483	2.8097	2.8270	-0.61
NORTH RICHLAND HILLS	0.8645	0.5758	0.5742	0.4500	27.59 *
SOUTHLAKE	1.9511	1.2995	1.3128	1.4290	-8.13
TOTALS	150.1473	100.0000	100.0000	100.0000	

*Fiscal year average deviates from the projected average by 10% or more.
 Final Year End Report 02/17/05

TRINITY RIVER AUTHORITY OF TEXAS
 CENTRAL REGIONAL WASTEWATER SYSTEM
 METERING STATION SUMMARY

ADDISON

JANUARY 2005

<u>Meter I. D.</u>	<u>FLOW MGD</u>	<u>TOTAL GALLONS (X1000)</u>
13_1E	1.8101	56,113
13_2E	0.3622	11,230
13_3E	0.2407	7,462
TOTAL	2.4130	74,804

OBLIGATION SUMMARY

Y-T-D PROJECTED OBLIGATION *	\$142,767.21
Y-T-D ACTUAL OBLIGATION	146,276.45
Y-T-D VARIANCE	-3,509.24

*Based upon monthly metered flows, projected monthly flows and projected cost of service.

FINAL YEAR END REPORT 02/17/05

HP LaserJet 3200se

HP LASERJET 3200

MAR-7-2005 11:45AM



Fax Call Report

Job	Date	Time	Type	Identification	Duration	Pages	Result
923	3/ 7/2005	11:44:05AM	Send	7065	1:04	3	OK

Trinity River Authority of Texas



Central Regional Wastewater System

March 1, 2005

Post-it® Fax Note	7571	Order	3/7/2005 3
To	<i>R. Orbeck</i>	From	<i>David Dupuy</i>
City/Dept.		City	
Phone #		Phone #	
Fax #		Fax #	

Dear Customer,

A copy of the monthly flow report for January 2005 is enclosed.
If you have any questions, please contact either of the following individuals at your earliest convenience.

Mark L. Orbeck
Technical Services Engineer
(972) 331-4319
orbeckm@trintra.org

David Dupuy
Chief Metering Technician
(972) 331-4315
dupuyd@trintra.org

8500 W. Singleton Blvd.
Dallas, Texas 75212
Metro (972) 263-2251
Admin Fax (972) 331-4412
Lab/Fax (972) 331-4414

3/2/05 cc: Randy JP

Trinity River Authority of Texas



Central Regional Wastewater System

March 1, 2005

Dear Customer,

A copy of the monthly flow report for **December 2004** is enclosed. Your contractual percentages and flow amounts have been updated in accordance with the FY2005 budget.

If you have any other questions, please contact either of the following individuals at your earliest convenience.

A handwritten signature in black ink, appearing to read 'Mark L. Orbeck', written in a cursive style.

Mark L. Orbeck
Technical Services Engineer
(972) 331-4319
orbeckm@trinityra.org

David Dupuy
Chief Metering Technician
(972) 331-4315
dupuyd@trinityra.org

TRINITY RIVER AUTHORITY OF TEXAS
CENTRAL REGIONAL WASTEWATER SYSTEM
CONTRIBUTED WASTEWATER FLOW BY CONTRACTING PARTIES

DECEMBER 2004

CONTRACTING PARTY	FLOW (MGD)	% CONTR.	YTD FY %	PROJ %	% VAR
ADDISON	2.1442	1.4807	1.4807	1.5080	-1.81
ARLINGTON	42.1820	29.1295	29.1295	28.2000	3.30
BEDFORD	4.9307	3.4050	3.4050	3.2410	5.06
CARROLLTON	13.7279	9.4800	9.4800	9.3260	1.65
CEDAR HILL	0.4982	0.3441	0.3441	0.2140	60.77 *
COLLEYVILLE	2.1479	1.4833	1.4833	1.6870	-12.08 *
COPPELL	4.2596	2.9416	2.9416	2.8110	4.64
DALLAS	5.6434	3.8972	3.8972	5.9530	-34.53 *
DFW AIRPORT	3.8204	2.6382	2.6382	1.5280	72.66 *
DUNCANVILLE	0.1835	0.1267	0.1267	0.1320	-3.99
EULESS	2.6839	1.8534	1.8534	2.8280	-34.46 *
FARMERS BRANCH	4.9319	3.4058	3.4058	4.4310	-23.14 *
FORT WORTH	2.2379	1.5454	1.5454	0.9920	55.79 *
GRAND PRAIRIE	17.7750	12.2748	12.2748	11.6410	5.44
GRAPEVINE	1.9413	1.3406	1.3406	1.0720	25.06 *
HURST	0.2293	0.1584	0.1584	0.1420	11.52 *
IRVING	25.9916	17.9490	17.9490	17.7920	0.88
KELLER	2.5684	1.7737	1.7737	1.7960	-1.24
MANSFIELD	4.1610	2.8735	2.8735	2.8270	1.64
NORTH RICHLAND HILLS	0.8290	0.5725	0.5725	0.4500	27.23 *
SOUTHLAKE	1.9211	1.3267	1.3267	1.4290	-7.16
TOTALS	144.8083	100.0000	100.0000	100.0000	

*Fiscal year average deviates from the projected average by 10% or more.
Final Year End Report 02/17/05

TRINITY RIVER AUTHORITY OF TEXAS
CENTRAL REGIONAL WASTEWATER SYSTEM
METERING STATION SUMMARY

ADDISON

DECEMBER 2004

<u>Meter I. D.</u>	<u>FLOW MGD</u>	<u>TOTAL GALLONS</u> <u>(X1000)</u>
13_1E	1.6306	50,547
13_2E	0.3368	10,442
13_3E	0.1768	5,482
TOTAL	2.1442	66,471

OBLIGATION SUMMARY

Y-T-D PROJECTED OBLIGATION *	\$71,188.57
Y-T-D ACTUAL OBLIGATION	69,901.13
Y-T-D VARIANCE	1,287.44

*Based upon monthly metered flows, projected
monthly flows and projected cost of service.

FINAL YEAR END REPORT 02/17/05

HP LaserJet 3200se



HP LASERJET 3200

MAR-3-2005 12:19PM

Fax Call Report

Job	Date	Time	Type	Identification	Duration	Pages	Result
879	3/ 3/2005	12:18:09PM	Send	7065	1:06	3	OK

3/3/05 cc: Randy JP J

Trinity River Authority of Texas



Central Regional Wastewater System

March 1, 2005

Post-Net Fax Note	7071	Date	3/3/05	Page	3
To	Randy	Area	VF		
City/Dept.		City			
Phone #		Phone #			
Fax #		Fax #			

Dear Customer,

A copy of the monthly flow report for December 2004 is enclosed. Your contractual percentages and flow amounts have been updated in accordance with the FY2005 budget.

If you have any other questions, please contact either of the following individuals at your earliest convenience.

Mark L. Orbeck
Technical Services Engineer
(972) 331-4319
orbeckm@trinityra.org

David Dupuy
Chief Metering Technician
(972) 331-4316
dupuyd@trinityra.org

6503 W. Singleton Blvd.
Dallas, Texas 75212
Metro (972) 263-2251
Admin Fax (972) 331-4412
Lab Fax (972) 331-4414

FAXED
3-1-05

cc: Randy
JD



February 23, 2005

Dear Customer,


A copy of the monthly flow report for **November 2004** is enclosed. This report contains all final flow adjustments resulting from our internal and external year-end flow audits. Final audited flows including your individual I/I Pro-ration amounts will be forwarded to you in a separate letter from the Northern Region office following final review and approval.

Also included in the report is a table of your individual monthly flow averages which may depict flow revisions from your previous monthly reports. Please use this table if you need to summarize or update your 2004 flows.

If you have any other questions, please contact either of the following individuals at your earliest convenience.



Mark L. Orbeck
Technical Services Engineer
(972) 331-4319
orbeckm@trinityra.org



David Dupuy
Chief Metering Technician
(972) 331-4315
dupuyd@trinityra.org

CENTRAL REGIONAL WASTEWATER SYSTEM
CONTRIBUTED WASTEWATER FLOW BY CONTRACTING PARTIES

NOVEMBER 2004

CONTRACTING PARTY	FLOW (MGD)	% CONTR.	YTD FY %	PROJ %	% VAR
ADDISON	2.5601	1.6514	1.5557	1.5400	1.02
ARLINGTON	45.5150	29.3589	29.7047	29.7930	-0.30
BEDFORD	4.6321	2.9879	3.2106	3.3360	-3.76
CARROLLTON	13.7279	8.8550	9.4357	9.8790	-4.49
CEDAR HILL	0.5060	0.3264	0.2703	0.2550	6.02
COLLEYVILLE	1.9443	1.2542	1.5337	1.7060	-8.93
COPPELL	4.1214	2.6585	2.7477	2.7730	-0.91
DALLAS	8.0759	5.2092	5.5683	6.3720	-12.61 *
DFW AIRPORT	4.3773	2.8235	1.6543	1.4560	13.62 *
DUNCANVILLE	0.2055	0.1326	0.1347	0.1480	-8.99
EULESS	2.8239	1.8215	2.2383	2.4230	-7.62
FARMERS BRANCH	5.5927	3.6075	3.7767	3.8840	-2.76
FORT WORTH	2.8648	1.8479	1.2647	0.9750	29.71 *
GRAND PRAIRIE	21.0056	13.5494	13.6307	11.8790	14.75 *
GRAPEVINE	2.2241	1.4346	1.1593	1.1170	3.79
HURST	0.2024	0.1305	0.1426	0.1480	-3.67
IRVING	24.9251	16.0776	15.7876	16.0610	-1.70
KELLER	2.8051	1.8094	1.6625	1.6520	0.63
MANSFIELD	4.1540	2.6795	2.6694	2.7200	-1.86
NORTH RICHLAND HILLS	0.8155	0.5260	0.4763	0.5020	-5.12
SOUTHLAKE	1.9511	1.2585	1.3562	1.3810	-1.80
TOTALS	155.0297	100.0000	100.0000	100.0000	

*Fiscal year average deviates from the projected average by 10% or more.

Final Year End Report 02/17/05

Printed: 2/22/2005 2:20:29PM

TRINITY RIVER AUTHORITY OF TEXAS
CENTRAL REGIONAL WASTEWATER SYSTEM
METERING STATION SUMMARY

ADDISON

NOVEMBER 2004

<u>Meter I. D.</u>	<u>FLOW MGD</u>	<u>TOTAL GALLONS</u> <u>(X1000)</u>
13_1E	1.9596	58,788
13_2E	0.3953	11,860
13_3E	0.2052	6,155
TOTAL	2.5601	76,804

OBLIGATION SUMMARY

Y-T-D PROJECTED OBLIGATION *	\$849,984.06
Y-T-D ACTUAL OBLIGATION	858,669.02
Y-T-D VARIANCE	-8,684.96

*Based upon monthly metered flows, projected
monthly flows and projected cost of service.

FINAL YEAR END REPORT 02/17/05

TRINITY RIVER AUTHORITY OF TEXAS
 CENTRAL REGIONAL WASTEWATER SYSTEM
 SUMMARY OF FLOWS AND PERCENTAGES

(MGD AND PERCENT)
 FISCAL YEAR 2004

City of Addison, Texas

CityName	DEC	JAN	FEB	MAR	APR	MAY	JUN	JUL	AUG	SEP	OCT	NOV	Total FLOW/MG	YEARLY AVG-MGD	YEARLY AVG-%
ADDON	1.6239	2.1452	2.3021	2.1226	2.1356	2.2497	2.6799	2.3286	2.2065	2.1687	2.3578	2.5601	828.4101	2.2634	1.5557

Final 02/17/05

HP LaserJet 3200se



HP LASERJET 3200

MAR-1-2005 8:48AM

Fax Call Report

Job	Date	Time	Type	Identification	Duration	Pages	Result
854	3/ 1/2005	8:47:05AM	Send	7065	1:30	5	OK

Feb 25 2005 4:53PM DMU PLANNING

2148701240

P.1

*cc: Randy
JD*

FACSIMILE

To: Mike Murphy
Of: Town of Addison
Fax: 972.450.2837
Pages: cover sheet only
Date: February 25, 2005

Post-It Fax Note	7871	Can 2/25/05	1
To	<i>Randy</i>	From	
To-Ext.		To	
Phone #		Phone #	
Fax #		Fax #	


The sampling device set-up for wholesale wastewater point-of-entry sampling by the City of Dallas Water Utilities Department is scheduled for Tuesday, March 1, 2005 with sampling scheduled to commence the next day.

Please call Wholesale Services Division if you have any questions.

From the office of...
Steve L. Farris
Dallas Water Utilities
Wholesale Services Division
214870-8600

cc: RM
JP
JP

Trinity River Authority of Texas



Central Regional Wastewater System

December 7, 2004

Dear Customer,

A copy of the monthly flow report for **October 2004** is enclosed. If you have any questions, contact either of the following individuals at your earliest convenience.

A handwritten signature in black ink, appearing to read 'Mark Orbeck', written in a cursive style.

Mark L. Orbeck
Technical Services Engineer
(972) 331-4319
orbeckm@trinityra.org

David Dupuy
Chief Metering Technician
(972) 331-4315
dupuyd@trinityra.org

6500 W. Singleton Blvd.
Dallas, Texas 75212
Metro (972) 263-2251
Admin Fax (972) 331-4412
Lab Fax (972) 331-4414

TRINITY RIVER AUTHORITY OF TEXAS
 CENTRAL REGIONAL WASTEWATER SYSTEM
 CONTRIBUTED WASTEWATER FLOW BY CONTRACTING PARTIES
 OCTOBER 2004

CONTRACTING PARTY	FLOW (MGD)	% CONTR.	YTD FY %	PROJ %	% VAR
ADDISON	3.6196	2.5195	1.8843	1.5400	22.36 *
ARLINGTON	43.4078	30.2144	29.6322	29.7930	-0.54
BEDFORD	3.6721	2.5560	3.1202	3.3360	-6.47
CARROLLTON	13.7279	9.5554	9.4575	9.8790	-4.27
CEDAR HILL	0.3736	0.2600	0.2631	0.2550	3.19
COLLEYVILLE	2.1799	1.5174	1.5767	1.7060	-7.58
COPPELL	3.9546	2.7527	2.7465	2.7730	-0.96
DALLAS	5.5657	3.8741	5.3782	6.3720	-12.46 *
DFW AIRPORT	3.4664	2.4128	1.5369	1.4560	5.55
DUNCANVILLE	0.1496	0.1041	0.1344	0.1480	-9.18
EULESS	2.9442	2.0494	2.2728	2.4230	-6.20
FARMERS BRANCH	4.5965	3.1995	3.7808	3.8840	-2.66
FORT WORTH	1.5697	1.0926	1.2045	0.9750	23.54 *
GRAND PRAIRIE	20.3295	14.1506	13.6316	11.8790	14.75 *
GRAPEVINE	1.8532	1.2899	1.1290	1.1170	1.07
HURST	0.2105	0.1465	0.1432	0.1480	-3.24
IRVING	22.8945	15.9359	15.7762	16.0610	-1.77
KELLER	2.5030	1.7422	1.6425	1.6520	-0.57
MANSFIELD	4.2041	2.9263	2.6590	2.7200	-2.24
NORTH RICHLAND HILLS	0.5860	0.4079	0.4698	0.5020	-6.41
SOUTHLAKE	1.8575	1.2929	1.3607	1.3810	-1.47
TOTALS	143.6659	100.0000	100.0000	100.0000	

* Fiscal year average deviates from the projected average by 10% or more.
 **Minor variations may occur due to rounding.

TRINITY RIVER AUTHORITY OF TEXAS
 CENTRAL REGIONAL WASTEWATER SYSTEM
 METERING STATION SUMMARY

ADDISON

OCTOBER 2004

<u>Meter I. D.</u>	<u>FLOW MGD</u>	<u>TOTAL GALLONS (X1000)</u>
13_1E	3.0762	95,364
13_2E	0.3068	9,511
13_3E	0.2366	7,333
TOTAL	3.6196	112,208

OBLIGATION SUMMARY

Y-T-D PROJECTED OBLIGATION	\$780,313.23
Y-T-D ACTUAL OBLIGATION	954,780.07
Y-T-D VARIANCE	-174,466.84

*Based upon monthly metered flows. Projected
 Monthly flows and projected cost of service.

HP LaserJet 3200se



HP LASERJET 3200

DEC-16-2004 4:29PM

Fax Call Report

Job	Date	Time	Type	Identification	Duration	Pages	Result
87	12/16/2004	4:28:03PM	Send	7065	1:04	3	OK

Trinity River Authority of Texas



Central Regional Wastewater System

December 7, 2004

Post-IP Fax Note	7871	Date	12/16/04
To	Randy	Phone	951-233-3333
City/State	CA	Fax	
Phone #		Fax #	

Dear Customer,

A copy of the monthly flow report for October 2004 is enclosed. If you have any questions, contact either of the following individuals at your earliest convenience.

Mark D. ...

HP LaserJet 3200se



HP LASERJET 3200

DEC-16-2004 4:30PM

Fax Call Report

Job	Date	Time	Type	Identification	Duration	Pages	Result
88	12/16/2004	4:29:34PM	Send	99727160834	0:46	3	OK

Trinity River Authority of Texas



Central Regional Wastewater System

December 7, 2004

Dear Customer,


A copy of the monthly flow report for October 2004 is enclosed. If you have any questions, contact either of the following individuals at your earliest convenience.

Mark L. Orbeck
Technical Services Engineer
(872) 331-4318
orbeckm@trinityra.org

David Dupuy
Chief Metering Technician
(972) 331-4315
dupuyd@trinityra.org

8500 W. Singleton Blvd.
Dallas, Texas 75218
Metro (972) 252-2251
Admin Fax (972) 331-4412
Lab Fax (972) 331-4414

Trinity River Authority of Texas



cc: [Handwritten initials]
JP
RM

Central Regional Wastewater System

December 7, 2004

Post-it® Fax Note	7671	Date	12/10	# of pages	3
To	Randy		From	mem	
Co./Dept.			Co.		
Phone #			Phone #		
Fax #			Fax #		

Dear Customer,

A copy of the monthly flow report for **September 2004** is enclosed. If you have any questions, contact either of the following individuals at your earliest convenience.


Mark L. Orbeck
Technical Services Engineer
(972) 331-4319
orbeckm@trinityra.org

David Dupuy
Chief Metering Technician
(972) 331-4315
dupuyd@trinityra.org

6500 W. Singleton Blvd.
Dallas, Texas 75212
Metro (972) 263-2251
Admin Fax (972) 331-4412
Lab Fax (972) 331-4414

TRINITY RIVER AUTHORITY OF TEXAS
CENTRAL REGIONAL WASTEWATER SYSTEM
METERING STATION SUMMARY

ADDISON

SEPTEMBER 2004

<u>Meter I.D.</u>	<u>FLOW MGD</u>	<u>TOTAL GALLONS</u> <u>(X1000)</u>
13_1E	3.2264	96,792
13_2E	0.3432	10,295
13_3E	0.2319	6,956
TOTAL	3.8015	114,044

OBLIGATION SUMMARY

Y-T-D PROJECTED OBLIGATION	\$708,320.05
Y-T-D ACTUAL OBLIGATION	837,333.24
Y-T-D VARIANCE	-129,013.19

*Based upon monthly metered flows. Projected
Monthly flows and projected cost of service.

TRINITY RIVER AUTHORITY OF TEXAS
CENTRAL REGIONAL WASTEWATER SYSTEM
CONTRIBUTED WASTEWATER FLOW BY CONTRACTING PARTIES
SEPTEMBER 2004

<u>CONTRACTING PARTY</u>	<u>FLOW (MGD)</u>	<u>% CONTR.</u>	<u>YTD FY %</u>	<u>PROJ %</u>	<u>% VAR</u>
ADDISON	3.8015	2.7010	1.8205	1.5400	18.21 *
ARLINGTON	43.4286	30.8562	29.5737	29.7930	-0.74
BEDFORD	3.6550	2.5969	3.1769	3.3360	-4.77
CARROLLTON	13.7279	9.7537	9.4476	9.8790	-4.37
CEDAR HILL	0.3462	0.2460	0.2635	0.2550	3.32
COLLEYVILLE	2.1423	1.5221	1.5827	1.7060	-7.23
COPPELL	3.8801	2.7568	2.7458	2.7730	-0.98
DALLAS	5.0100	3.5996	5.7494	6.3720	-9.77
DFW AIRPORT	2.0804	1.4782	1.4488	1.4560	-0.49
DUNCANVILLE	0.1899	0.1349	0.1375	0.1480	-7.12
EULESS	2.8729	2.0412	2.2952	2.4230	-5.27
FARMERS BRANCH	5.0764	3.6068	3.8392	3.8840	-1.15
FORT WORTH	1.6681	1.1852	1.2158	0.9750	24.69 *
GRAND PRAIRIE	19.2342	13.6660	13.5794	11.8790	14.31 *
GRAPEVINE	1.7841	1.2676	1.1128	1.1170	-0.38
HURST	0.2110	0.1499	0.1429	0.1480	-3.46
IRVING	22.7448	16.1603	15.7601	16.0610	-1.87
KELLER	2.3929	1.7002	1.6325	1.6520	-1.18
MANSFIELD	3.9552	2.8102	2.6321	2.7200	-3.23
NORTH RICHLAND HILLS	0.6526	0.4636	0.4761	0.5020	-5.17
SOUTHLAKE	1.8912	1.3437	1.3675	1.3810	-0.98
TOTALS	140.7452	100.0000	100.0000	100.0000	

* Fiscal year average deviates from the projected average by 10% or more.

**Minor variations may occur due to rounding.

HP LaserJet 3200se



HP LASERJET 3200

DEC-10-2004 4:01PM

Fax Call Report

Job	Date	Time	Type	Identification	Duration	Pages	Result
36	12/10/2004	4:00:40PM	Send	7065	1:03	3	OK

Trinity River Authority of Texas



cc: [initials]
JP
ORX

Central Regional Wastewater System

December 7, 2004

Post-It® Fax Note	7671	Date	12/10/04	Page	3
To	Randy	From	MEM		
Do/Orig		Co.			
Phone #		Phone #			
Fax #		Fax #			

Dear Customer,

A copy of the monthly flow report for September 2004 is enclosed. If you have any questions, contact either of the following individuals at your earliest convenience.

Mark L. Orbeck
Technical Services Engineer
(872) 331-4319
orbeckm@trinityra.org

David Dupuy
Chief Metering Technician
(972) 331-4315
dupuyd@trinityra.org

6500 W. Singleton Blvd.
Dallas, Texas 75212
Metro (972) 263-2251
Admin Fax (972) 331-4412
Lab Fax (972) 331-4414

Trinity River Authority of Texas



Central Regional Wastewater System

November 22, 2004

Dear Customer,

After your monthly flow report for **August 2004** was finalized and mailed, we discovered an error in the calculation of your year-to-date financial obligations. The error appears in the August report only, on your 'Metering Station Summary' page (11/11/2004), under the *Obligation Summary*. The error does not affect the monthly-totalized flow volumes and they remain unchanged as originally reported.

A revised 'Metering Station Summary' page dated November 18, 2004 is enclosed. Please substitute this page in place of the original mail out.

We apologize for any confusion or inconvenience. If you have any questions, please contact our CRWS office so that we may assist.

Mark L. Orbeck
Technical Services Engineer
(972) 331-4319 (direct office)
(214) 876-1517 (cell)
orbeckm@trinityra.org

cc: *Bill Cyrus, Manager*
Technical Services Department
CRWS

TRINITY RIVER AUTHORITY OF TEXAS
 CENTRAL REGIONAL WASTEWATER SYSTEM
 METERING STATION SUMMARY

ADDISON

AUGUST 2004

<u>Meter I. D.</u>	<u>FLOW MGD</u>	<u>TOTAL GALLONS (X1000)</u>
13_1E	3.2264	100,019
13_2E	0.3527	10,934
13_3E	0.2440	7,563
TOTAL	3.8231	118,516

OBLIGATION SUMMARY

Y-T-D PROJECTED OBLIGATION	\$638,649.22 **
Y-T-D ACTUAL OBLIGATION	717,071.50 **
Y-T-D VARIANCE	-78,422.28 **

*Based upon monthly metered flows. Projected
 Monthly flows and projected cost of service.

** REVISED 11-18-2004
 M. Orbeck



HP LaserJet 3200se

HP LASERJET 3200

DEC-1-2004 3:52PM



Fax Call Report

Job	Date	Time	Type	Identification	Duration	Pages	Result
927	12/ 1/2004	3:51:52PM	Send	7065	0:49	2	OK

Trinity River Authority of Texas



Central Regional Wastewater System

November 22, 2004

Dear Customer,

After your monthly flow report for August 2004 was finalized and mailed, we discovered an error in the calculation of your year-to-date financial obligations. The error appears in the August report only, on your 'Metering Station Summary' page (11/11/2004), under the *Obligation Summary*. The error does not affect the monthly-totalized flow volumes and they remain unchanged as originally reported.

A revised 'Metering Station Summary' page dated November 16, 2004 is enclosed. Please substitute this page in place of the original mail out.

We apologize for any confusion or inconvenience. If you have any questions, please contact our CRWS office so that we may assist.



Mark L. Orbeck
Technical Services Engineer
(872) 331-4319 (direct office)
(214) 876-1517 (cell)
mkm@trinityra.org

cc: Bill Cyrus, Manager
Technical Services Department
CRWS

6500 W. Singleton Blvd.
Dallas, Texas 75212
Metro (972) 263-2251
Admin Fax (972) 331-4412
Lab Fax (972) 331-4414

HP LaserJet 3200se



HP LASERJET 3200

DEC-1-2004 3:56PM

Fax Call Report

Job	Date	Time	Type	Identification	Duration	Pages	Result
928	12/ 1/2004	3:55:50PM	Send	99727160834	0:35	2	OK

Trinity River Authority of Texas



Central Regional Wastewater System

November 22, 2004

Dear Customer,

After your monthly flow report for August 2004 was finalized and mailed, we discovered an error in the calculation of your year-to-date financial obligations. The error appears in the August report only, on your 'Metering Station Summary' page (11/11/2004), under the *Obligation Summary*. The error does not affect the monthly-totalized flow volumes and they remain unchanged as originally reported.

A revised 'Metering Station Summary' page dated November 18, 2004 is enclosed. Please substitute this page in place of the original mail out.

We apologize for any confusion or inconvenience. If you have any questions, please contact our CRWS office so that we may assist.

Mark L. Orbeck
Technical Services Engineer
(972) 331-4319 (direct office)
(214) 878-1517 (cell)
ort_2ekm@trmtrva.org

cc: Bill Cyrus, Manager
Technical Services Department
CRWS

5500 W. Singleton Blvd.
Dallas, Texas 75212
Metro (972) 263-2251
Admin Fax (972) 331-4412
Lab Fax (972) 331-4414

Trinity River Authority of Texas



cc: JD
JP
RM

Central Regional Wastewater System

November 11, 2004

Post-it® Fax Note	7671	Date	11/17	# of pages	3
To	Randy		From	Mark	
Co./Dept.			Co.		
Phone #			Phone #		
Fax #			Fax #		

Dear Customer,

A copy of the monthly flow report for **August 2004** is enclosed. The individual Projected Flow Contribution Percentages have been updated to reflect mid year reallocation. If you have any questions, contact either of the following individuals at your earliest convenience.

A handwritten signature in black ink, appearing to read 'Mark Orbeck', written in a cursive style.

Mark L. Orbeck
Technical Services Engineer
(972) 331-4319
orbeckm@trinityra.org

David Dupuy
Chief Metering Technician
(972) 331-4315
dupuyd@trinityra.org

6500 W. Singleton Blvd.
Dallas, Texas 75212
Metro (972) 263-2251
Admin Fax (972) 331-4412
Tech Services Fax (972) 331-4414

TRINITY RIVER AUTHORITY OF TEXAS
 CENTRAL REGIONAL WASTEWATER SYSTEM
 CONTRIBUTED WASTEWATER FLOW BY CONTRACTING PARTIES

AUGUST 2004

CONTRACTING PARTY	FLOW (MGD)	% CONTR.	YTD FY %	PROJ %	% VAR
ADDISON	3.8231	2.5270	1.7291	1.5400	12.28 *
ARLINGTON	45.3284	29.9617	29.4613	29.7930	-1.11
BEDFORD	4.7138	3.1158	3.2405	3.3360	-2.86
CARROLLTON	13.7279	9.0740	9.4226	9.8790	-4.62
CEDAR HILL	0.4429	0.2928	0.2655	0.2550	4.12
COLLEYVILLE	2.2054	1.4577	1.5903	1.7060	-6.78
COPPELL	4.1235	2.7256	2.7468	2.7730	-0.95
DALLAS	6.5392	4.3223	5.9079	6.3720	-7.28
DFW AIRPORT	2.4077	1.5915	1.4468	1.4560	-0.63
DUNCANVILLE	0.1857	0.1227	0.1378	0.1480	-6.87
EULESS	3.1183	2.0612	2.3237	2.4230	-4.10
FARMERS BRANCH	4.9148	3.2487	3.8667	3.8840	-0.45
FORT WORTH	1.7767	1.1744	1.2199	0.9750	25.12 *
GRAND PRAIRIE	22.3982	14.8050	13.5807	11.8790	14.33 *
GRAPEVINE	1.8993	1.2554	1.0973	1.1170	-1.76
HURST	0.2115	0.1398	0.1422	0.1480	-3.89
IRVING	23.9754	15.8476	15.7301	16.0610	-2.06
KELLER	2.6199	1.7317	1.6299	1.6520	-1.34
MANSFIELD	4.0714	2.6912	2.6153	2.7200	-3.85
NORTH RICHLAND HILLS	0.7751	0.5123	0.4777	0.5020	-4.83
SOUTHLAKE	2.0296	1.3415	1.3678	1.3810	-0.96
TOTALS	151.2877	100.0000	100.0000	100.0000	

* Fiscal year average deviates from the projected average by 10% or more.
 **Minor variations may occur due to rounding.

TRINITY RIVER AUTHORITY OF TEXAS
CENTRAL REGIONAL WASTEWATER SYSTEM
METERING STATION SUMMARY

ADDISON

AUGUST 2004

<u>Meter I. D.</u>	<u>FLOW MGD</u>	<u>TOTAL GALLONS (X1000)</u>
13_1E	3.2264	100,019
13_2E	0.3527	10,934
13_3E	0.2440	7,563
TOTAL	3.8231	118,516

OBLIGATION SUMMARY

Y-T-D PROJECTED OBLIGATION	\$6,386,492.24
Y-T-D ACTUAL OBLIGATION	7,170,715.02
Y-T-D VARIANCE	-784,222.78

*Based upon monthly metered flows. Projected
Monthly flows and projected cost of service.

HP LaserJet 3200se

HP LASERJET 3200

NOV-17-2004 11:39AM



Fax Call Report

Job	Date	Time	Type	Identification	Duration	Pages	Result
806	11/17/2004	11:38:26AM	Send	7065	1:05	3	OK

Trinity River Authority of Texas



Central Regional Wastewater System

November 11, 2004

Post-It Fax Note	7871	Date	11/17	Page #	3
To	Dandy		From	Mark	
Company			City		
Phone #			Fax #		
Fax #			Fax #		

Dear Customer,

A copy of the monthly flow report for August 2004 is enclosed. The Individual Projected Flow Contribution Percentages have been updated to reflect mid year reallocation. If you have any questions, contact either of the following individuals at your earliest convenience.


Mark L. Orbeck
Technical Services Engineer
(972) 331-4319
orbeckm@trintra.org

David Dupuy
Chief Metering Technician
(972) 331-4315
dupuyd@trintra.org

Trinity River Authority of Texas



Central Regional Wastewater System

November 4, 2004

Dear Customer,

A copy of the monthly flow report for **July 2004** is enclosed. If you have any questions, contact either of the following individuals at your earliest convenience.

Mark L. Orbeck
Technical Services Engineer
(972) 331-4319
orbeckm@trinityra.org

David Dupuy
Chief Metering Technician
(972) 331-4315
dupuyd@trinityra.org

6500 W. Singleton Blvd.
Dallas, Texas 75212
Metro (972) 263-2251
Admin Fax (972) 331-4412
Tech Services Fax (972) 331-4414

TRINITY RIVER AUTHORITY OF TEXAS
CENTRAL REGIONAL WASTEWATER SYSTEM
CONTRIBUTED WASTEWATER FLOW BY CONTRACTING PARTIES
JULY 2004

<u>CONTRACTING PARTY</u>	<u>FLOW (MGD)</u>	<u>% CONTR.</u>	<u>YTD FY %</u>	<u>PROJ %</u>	<u>% VAR</u>
ADDISON	3.2687	2.1925	1.6249	1.5080	7.75
ARLINGTON	45.3244	30.4013	29.4229	30.6660	-4.05
BEDFORD	4.8324	3.2413	3.2602	3.2410	0.59
CARROLLTON	13.9691	9.3698	9.5397	9.0600	5.29
CEDAR HILL	0.4268	0.2863	0.2621	0.2140	22.49 *
COLLEYVILLE	2.0556	1.3788	1.6094	1.6860	-4.54
COPPELL	4.1698	2.7969	2.7523	2.7780	-0.93
DALLAS	8.7384	5.8612	6.1241	5.6210	8.95
DFW AIRPORT	2.1423	1.4369	1.4291	1.5280	-6.47
DUNCANVILLE	0.2078	0.1394	0.1400	0.1320	6.04
EULESS	3.2339	2.1691	2.3609	2.8270	-16.49 *
FARMERS BRANCH	5.2038	3.4904	3.9472	4.4310	-10.92 *
FORT WORTH	2.0286	1.3607	1.2272	1.0450	17.43 *
GRAND PRAIRIE	20.8957	14.0158	13.4324	10.2590	30.93 *
GRAPEVINE	1.9126	1.2829	1.0774	1.1980	-10.07 *
HURST	0.2071	0.1389	0.1427	0.1370	4.17
IRVING	21.4578	14.3928	15.5755	17.7900	-12.45 *
KELLER	2.4235	1.6256	1.6180	1.7550	-7.81
MANSFIELD	3.7587	2.5212	2.6078	2.7280	-4.40
NORTH RICHLAND HILLS	0.6983	0.4684	0.4736	0.4370	8.38
SOUTHLAKE	2.1317	1.4298	1.3726	1.1240	22.12 *
TOTALS	149.0870	100.0000	100.0000	100.1650	

* Fiscal year average deviates from the projected average by 10% or more.
Projected percentages reflect less than 100% total contribution due to minor flow revisions requested by the Contracting Parties after Mid-Year Flow Reallocation.
Printed: 11/4/2004 9:09:58AM

TRINITY RIVER AUTHORITY OF TEXAS
 CENTRAL REGIONAL WASTEWATER SYSTEM
 METERING STATION SUMMARY

ADDISON

JULY 2004

<u>Meter I. D.</u>	<u>FLOW MGD</u>	<u>TOTAL GALLONS (X1000)</u>
13_1E	2.6867	83,286
13_2E	0.3336	10,342
13_3E	0.2484	7,701
TOTAL	3.2687	101,329

OBLIGATION SUMMARY

Y-T-D PROJECTED OBLIGATION	\$554,881.37
Y-T-D ACTUAL OBLIGATION	597,898.78
Y-T-D VARIANCE	-43,017.41

*Based upon monthly metered flows. Projected
 Monthly flows and projected cost of service.

HP LaserJet 3200se



HP LASERJET 3200

NOV-9-2004 9:17AM

Fax Call Report

Job	Date	Time	Type	Identification	Duration	Pages	Result
699	11/ 9/2004	9:16:00AM	Send	7065	1:01	3	OK

Trinity River Authority of Texas



Central Regional Wastewater System

November 4, 2004

Post-IT Fax Note	7671	Date	11/9/04
To	<i>R. Pridgen</i>	From	<i>[Signature]</i>

7/20/04 cc: JD
RW
JD



Central Regional Wastewater System

July 4, 2004

Dear Customer,

A copy of the monthly flow report for **May 2004** is enclosed. If you have any questions, contact either of the following individuals at your earliest convenience.

A handwritten signature in black ink, appearing to read 'Mark L. Orbeck'. The signature is fluid and cursive, written over a white background.

Mark L. Orbeck
Technical Services Engineer
(972) 331-4319
orbeckm@trinityra.org

David Dupuy
Chief Metering Technician
(972) 331-4315
dupuyd@trinityra.org

TRINITY RIVER AUTHORITY OF TEXAS
CENTRAL REGIONAL WASTEWATER SYSTEM
CONTRIBUTED WASTEWATER FLOW BY CONTRACTING PARTIES

MAY 2004

CONTRACTING PARTY	FLOW (MGD)	% CONTR.	YTD FY %	PROJ %	% VAR
ADDISON	2.2497	1.5487	1.5121	1.5080	0.27
ARLINGTON	43.8970	30.2186	29.2630	30.6660	-4.58
BEDFORD	4.6171	3.1784	3.2769	3.2410	1.11
CARROLLTON	13.5834	9.3508	9.7035	9.0600	7.10
CEDAR HILL	0.3850	0.2650	0.2503	0.2140	16.96 *
COLLEYVILLE	2.4523	1.6882	1.6756	1.6860	-0.62
COPPELL	3.9729	2.7350	2.7237	2.7780	-1.95
DALLAS	9.3750	6.4537	6.2596	5.6210	11.36 *
DFW AIRPORT	2.2188	1.5274	1.4298	1.5280	-6.42
DUNCANVILLE	0.1851	0.1274	0.1453	0.1320	10.10 *
EULESS	3.9523	2.7208	2.3797	2.8270	-15.82 *
FARMERS BRANCH	4.9727	3.4232	3.8156	4.4310	-13.89 *
FORT WORTH	1.4164	0.9750	0.9581	1.0450	-8.32
GRAND PRAIRIE	18.7923	12.9366	13.4454	10.2590	31.06 *
GRAPEVINE	1.4835	1.0212	1.0969	1.1980	-8.44
HURST	0.2007	0.1382	0.1456	0.1370	6.26
IRVING	22.6842	15.6157	15.7749	17.7900	-11.33 *
KELLER	2.3033	1.5856	1.6228	1.7550	-7.53
MANSFIELD	3.8748	2.6674	2.6712	2.7280	-2.08
NORTH RICHLAND HILLS	0.6649	0.4577	0.4938	0.4370	13.00 *
SOUTHLAKE	1.9836	1.3655	1.3561	1.1240	20.65 *
TOTALS	145.2649	100.0000	100.0000	100.1650	

* Fiscal year average deviates from the projected average by 10% or more.
Projected percentages reflect less than 100% total contribution due to minor flow revisions requested by the Contracting Parties after Mid-Year Flow Reallocation.
Printed: 7/2/2004 3:12:31PM

TRINITY RIVER AUTHORITY OF TEXAS
 CENTRAL REGIONAL WASTEWATER SYSTEM
 METERING STATION SUMMARY

ADDISON

MAY 2004

<u>Meter I. D.</u>	<u>FLOW MGD</u>	<u>TOTAL GALLONS (X1000)</u>
13_1E	1.7329	53,720
13_2E	0.2816	8,729
13_3E	0.2352	7,292
TOTAL	2.2497	69,740

OBLIGATION SUMMARY

Y-T-D PROJECTED OBLIGATION	\$416,161.03
Y-T-D ACTUAL OBLIGATION	417,299.80
Y-T-D VARIANCE	-1,138.78

*Based upon monthly metered flows. Projected
 Monthly flows and projected cost of service.

HP LaserJet 3200se



HP LASERJET 3200

JUL-19-2004 2:56PM

Fax Call Report

Job	Date	Time	Type	Identification	Duration	Pages	Result
231	7/19/2004	2:55:34PM	Send	7065	1:02	3	OK

Trinity River Authority of Texas



Central Regional Wastewater System

July 4, 2004

Post-It Fax Note	7671	Date	7/19/04 2:56 PM
To	<i>Randy</i>	From	<i>John</i>
Co./Dept.		Co	
Phone #		Phone #	
Fax #		Fax #	

Dear Customer,

A copy of the monthly flow report for May 2004 is enclosed. If you have any questions, contact

HP LaserJet 3200se



HP LASERJET 3200

JUL-19-2004 2:58PM

Fax Call Report

Job	Date	Time	Type	Identification	Duration	Pages	Result
232	7/19/2004	2:57:04PM	Send	99727160834	1:09	3	OK

Trinity River Authority of Texas



Central Regional Wastewater System

July 4, 2004

Post-Fax Note	671	Date	7/19/2004
To	Randall	From	Adm
Co./Dept.		Co.	
Fax #		Phone #	
Fax #		Fax #	

Dear Customer,

A copy of the monthly flow report for May 2004 is enclosed. If you have any questions, contact either of the following individuals at your earliest convenience.

Mark L. Orbeck
Technical Services Engineer
(972) 331-4319
orbeckm@trnrwa.org

David Dupuy
Chief Metering Technician
(972) 331-4315
dupuyd@trnrwa.org

8500 W. Singleton Blvd.
Dallas, Texas 75212
Metro (972) 263-4251
Admin Fax (972) 331-4412
Tech Services Fax (972) 331-4414

6/11/04 JHM
ID Rec'd Copy

Trinity River Authority of Texas



Central Regional Wastewater System

June 8, 2004

Dear Customer,

A copy of the monthly flow report for **April 2004** is enclosed. If you have any questions, contact either of the following individuals at your earliest convenience.

Mark L. Orbeck
Technical Services Engineer
(972) 331-4319
orbeckm@trinityra.org

David Dupuy
Chief Metering Technician
(972) 331-4315
dupuyd@trinityra.org

TRINITY RIVER AUTHORITY OF TEXAS
 CENTRAL REGIONAL WASTEWATER SYSTEM
 CONTRIBUTED WASTEWATER FLOW BY CONTRACTING PARTIES
 APRIL 2004

<u>CONTRACTING PARTY</u>	<u>FLOW (MGD)</u>	<u>% CONTR.</u>	<u>YTD FY %</u>	<u>PROJ %</u>	<u>% VAR</u>
ADDISON	2.1358	1.4833	1.5055	1.5080	-0.16
ARLINGTON	43.1675	29.9781	29.0834	30.6660	-5.16
BEDFORD	4.6682	3.2419	3.3811	3.2410	4.32
CARROLLTON	13.3356	9.2611	9.7846	9.0600	8.00
CEDAR HILL	0.3542	0.2460	0.2474	0.2140	15.60 *
COLLEYVILLE	2.3965	1.6642	1.6713	1.6860	-0.87
COPPELL	3.7752	2.6218	2.7233	2.7780	-1.97
DALLAS	8.4207	5.8478	6.2233	5.6210	10.72 *
DFW AIRPORT	2.0018	1.3902	1.4104	1.5280	-7.70
DUNCANVILLE	0.2111	0.1466	0.1492	0.1320	13.02 *
EULESS	4.6732	3.2454	2.2400	2.8270	-20.76 *
FARMERS BRANCH	5.0190	3.4855	3.9368	4.4310	-11.15 *
FORT WORTH	0.7406	0.5143	0.8469	1.0450	-18.96 *
GRAND PRAIRIE	20.0035	13.8916	13.5540	10.2590	32.12 *
GRAPEVINE	1.5611	1.0841	1.1135	1.1980	-7.05
HURST	0.1998	0.1387	0.1472	0.1370	7.48
IRVING	22.0523	15.3144	15.8195	17.7900	-11.08 *
KELLER	2.2788	1.5826	1.6308	1.7550	-7.08
MANSFIELD	4.3438	3.0166	2.6739	2.7280	-1.98
NORTH RICHLAND HILLS	0.7010	0.4868	0.5028	0.4370	15.05 *
SOUTHLAKE	1.9569	1.3590	1.3551	1.1240	20.56 *
TOTALS	143.9967	100.0000	100.0000	100.1650	

* Fiscal year average deviates from the projected average by 10% or more.
 Projected percentages reflect less than 100% total contribution due to minor flow revisions requested by the Contracting Parties after Mid-Year Flow Reallocation.
 Printed: 6/4/2004 11:07:19AM

TRINITY RIVER AUTHORITY OF TEXAS
CENTRAL REGIONAL WASTEWATER SYSTEM
METERING STATION SUMMARY

ADDISON

APRIL 2004

<u>Meter I. D.</u>	<u>FLOW MGD</u>	<u>TOTAL GALLONS (X1000)</u>
13_1E	1.6731	50,194
13_2E	0.2791	8,372
13_3E	0.1836	5,509
TOTAL	2.1358	64,075

OBLIGATION SUMMARY

Y-T-D PROJECTED OBLIGATION	\$345,663.80
Y-T-D ACTUAL OBLIGATION	345,099.44
Y-T-D VARIANCE	564.37

*Based upon monthly metered flows. Projected
Monthly flows and projected cost of service.

HP LaserJet 3200se




HP LASERJET 3200

JUN-11-2004 8:32AM

Fax Call Report

Job	Date	Time	Type	Identification	Duration	Pages	Result
28	6/11/2004	8:31:47AM	Send	7065	1:04	3	OK

6/11/04 KM ID Rec'd Copy

Trinity River Authority of Texas 

Central Regional Wastewater System

HP LaserJet Fax Note	7671	Date	6/11/04
To	<i>Trinity</i>	From	<i>Mark</i>
Call Work		OK	
Phone #		Phone #	
Fax #		Fax #	

June 8, 2004

Dear Customer,

A copy of the monthly flow report for April 2004 is enclosed. If you have any questions, contact either of the following individuals at your earliest convenience.


Mark L. Orbeck
Technical Services Engineer
(972) 331-4319
orbeckm@trinityra.org

David Dupuy
David Dupuy
Chief Metering Technician
(972) 331-4315
dupuyd@trinityra.org

6500 W. Singleton Blvd.
Dallas, Texas 75212
Metro (972) 253-2531
Admin Fax (972) 331-4412
Tech Services Fax (972) 331-4416

Trinity River Authority of Texas

6/6/04 JD has copy
RM
JP



Central Regional Wastewater System

June 7, 2004

Dear Customer,

A copy of the monthly flow reports for **February** and **March 2004** are enclosed. If you have any questions, contact either of the following individuals at your earliest convenience.

Mark L. Orbeck
Technical Services Engineer
(972) 331-4319
orbeckm@trinityra.org


David Dupuy
Chief Metering Technician
(972) 331-4315
dupuyd@trinityra.org

6500 W. Singleton Blvd.
Dallas, Texas 75212
Metro (972) 263-2251
Admin Fax (972) 331-4412
Tech Services Fax (972) 331-4414

TRINITY RIVER AUTHORITY OF TEXAS
 CENTRAL REGIONAL WASTEWATER SYSTEM
 CONTRIBUTED WASTEWATER FLOW BY CONTRACTING PARTIES

FEBRUARY 2004

CONTRACTING PARTY	FLOW (MGD)	% CONTR.	YTD FY %	PROJ %	% VAR
ADDISON	2.3021	1.5905	1.5270	1.5080	1.26
ARLINGTON	42.0485	29.0501	28.9014	30.6660	-5.75
BEDFORD	4.7752	3.2990	3.4715	3.2410	7.11
CARROLLTON	14.1698	9.7895	9.9774	9.0600	10.13 *
CEDAR HILL	0.3745	0.2587	0.2425	0.2140	13.32 *
COLLEYVILLE	2.3211	1.6035	1.6910	1.6860	0.30
COPPELL	4.0047	2.7667	2.7836	2.7780	0.20
DALLAS	9.3420	6.4541	6.4726	5.6210	15.15 *
DFW AIRPORT	2.1778	1.5046	1.4452	1.5280	-5.42
DUNCANVILLE	0.2455	0.1696	0.1461	0.1320	10.68 *
EULESS	3.0591	2.1135	1.8272	2.8270	-35.37 *
FARMERS BRANCH	5.2348	3.6166	4.0662	4.4310	-8.23
FORT WORTH	1.6628	1.1488	0.9614	1.0450	-8.00
GRAND PRAIRIE	19.4973	13.4701	13.1043	10.2590	27.73 *
GRAPEVINE	1.6122	1.1138	1.1229	1.1980	-6.27
HURST	0.2159	0.1492	0.1515	0.1370	10.59 *
IRVING	22.9500	15.8555	16.0080	17.7900	-10.02 *
KELLER	2.4939	1.7229	1.6337	1.7550	-6.91
MANSFIELD	3.6167	2.4987	2.5911	2.7280	-5.02
NORTH RICHLAND HILLS	0.7374	0.5095	0.5065	0.4370	15.90 *
SOUTHLAKE	1.9036	1.3152	1.5690	1.1240	21.80 *
TOTALS	144.7451	100.0000	100.0000	100.1650	

* Fiscal year average deviates from the projected average by 10% or more.
 Projected percentages reflect less than 100% total contribution due to minor flow revisions
 requested by the Contracting Parties after Mid-Year Flow Reallocation.
 Printed: 6/4/2004 10:25:20AM

TRINITY RIVER AUTHORITY OF TEXAS
 CENTRAL REGIONAL WASTEWATER SYSTEM
 METERING STATION SUMMARY

ADDISON

FEBRUARY 2004

<u>Meter I. D.</u>	<u>FLOW MGD</u>	<u>TOTAL GALLONS (X1000)</u>
13_1E	1.7810	51,649
13_2E	0.3285	9,526
13_3E	0.1927	5,587
TOTAL	2.3021	66,762

OBLIGATION SUMMARY

Y-T-D PROJECTED OBLIGATION	\$206,943.46
Y-T-D ACTUAL OBLIGATION	209,547.82
Y-T-D VARIANCE	-2,604.36

*Based upon monthly metered flows. Projected
 Monthly flows and projected cost of service.

TRINITY RIVER AUTHORITY OF TEXAS
CENTRAL REGIONAL WASTEWATER SYSTEM
CONTRIBUTED WASTEWATER FLOW BY CONTRACTING PARTIES

MARCH 2004

CONTRACTING PARTY	FLOW (MGD)	% CONTR.	YTD FY %	PROJ %	% VAR
ADDISON	2.1228	1.4652	1.5108	1.5080	0.18
ARLINGTON	41.5893	28.7060	28.8502	30.6660	-5.92
BEDFORD	4.7192	3.2573	3.4154	3.2410	5.38
CARROLLTON	14.1056	9.7361	9.9141	9.0600	9.43
CEDAR HILL	0.3798	0.2622	0.2477	0.2140	15.73 *
COLLEYVILLE	2.3488	1.6212	1.6727	1.6860	-0.79
COPPELL	3.8374	2.6486	2.7482	2.7780	-1.07
DALLAS	8.6581	5.9760	6.3423	5.6210	12.83 *
DFW AIRPORT	1.9278	1.3306	1.4151	1.5280	-7.39
DUNCANVILLE	0.2321	0.1602	0.1498	0.1320	13.49 *
EULESS	3.5234	2.4319	1.9858	2.8270	-29.76 *
FARMERS BRANCH	5.7996	4.0030	4.0496	4.4310	-8.61
FORT WORTH	1.2223	0.8436	0.9305	1.0450	-10.95 *
GRAND PRAIRIE	20.9795	14.4806	13.4653	10.2590	31.25 *
GRAPEVINE	1.6145	1.1144	1.1207	1.1980	-6.45
HURST	0.2076	0.1433	0.1493	0.1370	9.01
IRVING	22.8328	15.7597	15.9429	17.7900	-10.38 *
KELLER	2.4159	1.6675	1.6425	1.7550	-6.41
MANSFIELD	3.7299	2.5745	2.5867	2.7280	-5.18
NORTH RICHLAND HILLS	0.7348	0.5072	0.5067	0.4370	15.94 *
SOUTHLAKE	1.8992	1.3109	1.3537	1.1240	20.44 *
TOTALS	144.8804	100.0000	100.0000	100.1650	

* Fiscal year average deviates from the projected average by 10% or more.
Projected percentages reflect less than 100% total contribution due to minor flow revisions requested by the Contracting Parties after Mid-Year Flow Reallocation.
Printed: 6/4/2004 9:57:56AM

TRINITY RIVER AUTHORITY OF TEXAS
 CENTRAL REGIONAL WASTEWATER SYSTEM
 METERING STATION SUMMARY

ADDISON

MARCH 2004

<u>Meter I. D.</u>	<u>FLOW MGD</u>	<u>TOTAL GALLONS</u> <u>(X1000)</u>
13_1E	1.6333	50,631
13_2E	0.2876	8,916
13_3E	0.2019	6,259
TOTAL	2.1228	65,806

OBLIGATION SUMMARY

Y-T-D PROJECTED OBLIGATION	\$277,440.68
Y-T-D ACTUAL OBLIGATION	277,950.31
Y-T-D VARIANCE	-509.63

*Based upon monthly metered flows. Projected
 Monthly flows and projected cost of service.

4/14/04 CC: JD
RM
JP

Trinity River Authority of Texas



Central Regional Wastewater System

April 14, 2004

Dear Customer,

A copy of the monthly flow report for **January 2004** is enclosed. If you have any questions, contact either of the following individuals at your earliest convenience.

A handwritten signature in black ink, appearing to read 'Mark L. Orbeck', written in a cursive style.

Mark L. Orbeck
Technical Services Engineer
(972) 331-4319
orbeckm@trinityra.org

David Dupuy
Chief Metering Technician
(972) 331-4315
dupuyd@trinityra.org

TRINITY RIVER AUTHORITY OF TEXAS
 CENTRAL REGIONAL WASTEWATER SYSTEM
 CONTRIBUTED WASTEWATER FLOW BY CONTRACTING PARTIES
 JANUARY 2004

<u>CONTRACTING PARTY</u>	<u>FLOW (MGD)</u>	<u>% CONTR.</u>	<u>YTD FY %</u>	<u>PROJ %</u>	<u>% VAR</u>
ADDISON	2.1452	1.5391	1.4839	1.5080	-1.60
ARLINGTON	40.0850	28.7587	28.6188	30.6660	-6.68
BEDFORD	5.2304	3.7526	3.5300	3.2410	8.92
CARROLLTON	13.7279	9.8490	9.9935	9.0600	10.30 *
CEDAR HILL	0.3361	0.2412	0.2326	0.2140	8.70
COLLEYVILLE	2.3606	1.6936	1.7212	1.6860	2.09
COPPELL	3.8515	2.7633	2.7705	2.7780	-0.27
DALLAS	10.5190	7.5468	7.5164	5.6210	33.72 *
DFW AIRPORT	2.0206	1.4497	1.4047	1.5280	-8.07
DUNCANVILLE	0.2018	0.1448	0.1334	0.1320	1.02
EULESS	2.2796	1.6355	1.7895	2.8270	-36.70 *
FARMERS BRANCH	5.5890	4.0098	4.2569	4.4310	-3.93
FORT WORTH	0.6693	0.4802	0.5581	1.0450	-46.59 *
GRAND PRAIRIE	17.6740	12.6801	12.4940	10.2590	21.79 *
GRAPEVINE	1.5457	1.1090	1.1188	1.1980	-6.61
HURST	0.2112	0.1515	0.1515	0.1370	10.58 *
IRVING	22.2212	15.9424	15.9605	17.7900	-10.28 *
KELLER	2.4834	1.7817	1.7627	1.7550	0.44
MANSFIELD	3.6070	2.5879	2.6168	2.7280	-4.08
NORTH RICHLAND HILLS	0.6986	0.5012	0.5011	0.4370	14.66 *
SOUTH LAKE	1.9264	1.3821	1.3850	1.1240	23.22 *
TOTALS	139.3838	100.0000	100.0000	100.1650	

* Fiscal year average deviates from the projected average by 10% or more.
 Projected percentages reflect less than 100% total contribution due to minor flow revisions requested by the Contracting Parties after Mid-Year Flow Reallocation.
 Printed: 4/8/2004 3:16:06PM.

TRINITY RIVER AUTHORITY OF TEXAS
CENTRAL REGIONAL WASTEWATER SYSTEM
METERING STATION SUMMARY

ADDISON

JANUARY 2004

<u>Meter I. D.</u>	<u>FLOW MGD</u>	<u>TOTAL GALLONS (X1000)</u>
13_1E	1.6747	51,915
13_2E	0.2902	8,997
13_3E	0.1804	5,591
TOTAL	2.1452	66,503

OBLIGATION SUMMARY

Y-T-D PROJECTED OBLIGATION	\$140,994.45
Y-T-D ACTUAL OBLIGATION	138,739.58
Y-T-D VARIANCE	2,254.86

*Based upon monthly metered flows. Projected
Monthly flows and projected cost of service.

HP LaserJet 3200se



HP LASERJET 3200

APR-19-2004 2:56PM

Fax Call Report

Job	Date	Time	Type	Identification	Duration	Pages	Result
379	4/19/2004	2:55:48PM	Send	7065	1:01	3	OK

Trinity River Authority of Texas



cc: JD
RM
JP

Central Regional Wastewater System

April 14, 2004

Post-It [®] Fax Note	7671	Call Log # 3	
To	Randy	From	Mark
City/Dept.		Co.	
Phone #		Phone #	
Fax #		Fax #	

Dear Customer,

A copy of the monthly flow report for January 2004 is enclosed. If you have any questions, contact either of the following individuals at your earliest convenience.



Mark L. Orbeck
Technical Services Engineer
(972) 331-4319
orbeckm@trntrwa.org

David Dupuy
Chief Metering Technician
(972) 331-4315
dupuyd@trntrwa.org

6500 W. Singleton Blvd.
Dallas, Texas 75212
Metro (972) 263-2251
Admin Fax (972) 331-4412
Lab Fax (972) 331-4414

3/17/04 cc: JS
RM

Trinity River Authority of Texas



Central Regional Wastewater System

March 11, 2004

Dear Customer,

A copy of the monthly flow report for **December 2003** is enclosed. If you have any questions, contact either of the following individuals at your earliest convenience.

A handwritten signature in black ink, appearing to read 'Mark L. Orbeck', with a large, sweeping flourish extending to the right.

Mark L. Orbeck
Technical Services Engineer
(972) 331-4319
orbeckm@trinityra.org

David Dupuy
Chief Metering Technician
(972) 331-4315
dupuyd@trinityra.org

6500 W. Singleton Blvd.
Dallas, Texas 75212
Metro (972) 263-2251
Admin Fax (972) 331-4412
Tech Services Fax (972) 331-4414

TRINITY RIVER AUTHORITY OF TEXAS
 CENTRAL REGIONAL WASTEWATER SYSTEM
 METERING STATION SUMMARY

ADDISON

DECEMBER 2003

<u>Meter I. D.</u>	<u>FLOW MGD</u>	<u>TOTAL GALLONS (X1000)</u>
13_1E	1.5614	48,402
13_2E	0.2205	6,837
13_3E	0.1420	4,401
TOTAL	1.9239	59,640

OBLIGATION SUMMARY

Y-T-D PROJECTED OBLIGATION	\$70,497.22
Y-T-D ACTUAL OBLIGATION	67,064.96
Y-T-D VARIANCE	3,432.26

*Based upon monthly metered flows. Projected
 Monthly flows and projected cost of service.

TRINITY RIVER AUTHORITY OF TEXAS
 CENTRAL REGIONAL WASTEWATER SYSTEM
 CONTRIBUTED WASTEWATER FLOW BY CONTRACTING PARTIES

DECEMBER 2003

CONTRACTING PARTY	FLOW (MGD)	% CONTR.	YTD FY %	PROJ %	% VAR
ADDISON	1.9239	1.4346	1.4346	1.5080	-4.87
ARLINGTON	38.3628	28.6062	28.6062	30.6660	-6.72
BEDFORD	4.4496	3.3180	3.3180	3.2410	2.37
CARROLLTON	13.6764	10.1981	10.1981	9.0600	12.56 *
CEDAR HILL	0.3017	0.2250	0.2250	0.2140	5.14
COLLEYVILLE	2.3592	1.7592	1.7592	1.6860	4.34
COPELL	3.7458	2.7932	2.7932	2.7780	0.55
DALLAS	10.0926	7.5258	7.5258	5.6210	33.89 *
DFW AIRFORT	1.8314	1.3656	1.3656	1.5280	-10.63 *
DUNCANVILLE	0.1638	0.1222	0.1222	0.1320	-7.45
EULESS	2.6275	1.9593	1.9593	2.8270	-30.69 *
FARMERS BRANCH	6.0844	4.5370	4.5370	4.4310	2.39
FORT WORTH	0.8612	0.6422	0.6422	1.0450	-38.55 *
GRAND PRAIRIE	16.7694	12.5046	12.5046	10.2590	21.89 *
GRAPEVINE	1.5222	1.1351	1.1351	1.1980	-5.25
HURST	0.2042	0.1523	0.1523	0.1370	11.16 *
IRVING	20.6643	15.4089	15.4089	17.7900	-13.38 *
KELLER	2.3504	1.7526	1.7526	1.7550	-0.13
MANSFIELD	3.5687	2.6611	2.6611	2.7280	-2.45
NORTH RICHLAND HILLS	0.6755	0.5037	0.5037	0.4970	15.26 *
SOUTHLAKE	1.8716	1.3956	1.3956	1.1240	24.16 *
TOTALS	134.1067	100.0000	100.0000	100.1650	

* Fiscal year average deviates from the projected average by 10% or more.
 Projected percentages reflect less than 100% total contribution due to minor flow revisions requested by the Contracting Parties after Mid-Year Flow Reallocation.
 Printed: 3/11/2004 3:46:13PM

HP LaserJet 3200se

HP LASERJET 3200

MAR-17-2004 4:00PM



Fax Call Report

Job	Date	Time	Type	Identification	Duration	Pages	Result
958	3/17/2004	3:58:58PM	Send	99727160834	0:57	2	Stop

Trinity River Authority of Texas



Central Regional Wastewater System

March 11, 2004

Post-Net Fax Rate	7871	Date	3/17	Page	2
To	Clary	From			
Company		On			
Phone #		Phone #			
Fax #		Fax #			

Dear Customer,

A copy of the monthly flow report for December 2003 is enclosed. If you have any questions, contact either of the following individuals at your earliest convenience.


Mark L. Orbeck
Technical Services Engineer
(972) 331-4318
orbeckm@trawra.org

David Dupuy
Chief Metering Technician
(972) 331-4315
dupuyd@trawra.org

6500 W. Singleton Blvd.
Dallas, Texas 75212
Metro (972) 263-2251
Admin Fax (972) 331-4412
Tech Services Fax (972) 331-4414

HP LaserJet 3200se



HP LASERJET 3200

MAR-17-2004 3:58PM

Fax Call Report

Job	Date	Time	Type	Identification	Duration	Pages	Result
957	3/17/2004	3:57:21PM	Send	7065	1:09	3	OK

Trinity River Authority of Texas



Central Regional Wastewater System

March 11, 2004

Post-It® Fax Note	7071	Order #	3
To	Bandy	From	[Signature]
Co./Dept.		Doc. #	
Phone #		Phone #	
Fax #		Fax #	

Dear Customer,

HP LaserJet 3200se



HP LASERJET 3200

MAR-17-2004 4:02PM

Fax Call Report

Job	Date	Time	Type	Identification	Duration	Pages	Result
959	3/17/2004	4:01:08PM	Send	99727160834	1:10	3	OK

*3/17/04 cc: [initials]
[initials]*

Trinity River Authority of Texas



Central Regional Wastewater System

March 11, 2004

Dear Customer,

A copy of the monthly flow report for December 2003 is enclosed. If you have any questions, contact either of the following individuals at your earliest convenience.

Mark L. Orbeck
Technical Services Engineer
(972) 331-4319
orbeckm@trinityra.org

David Dupuy
Chief Metering Technician
(972) 331-4315
ddupuy@trinityra.org

8500 W. Shingleton Blvd.
Dallas, Texas 75212
Metro (972) 263-2251
Admin Fax (972) 331-4413
Tech Services Fax (972) 331-4414

2/23/04 cc: Randy
JP for copy
JP

Trinity River Authority of Texas



Central Regional Wastewater System

February 16, 2004

Post-it® Fax Note	7671	Date	2/23/04	# of pages	4
To	Randy		From	JP	
Co./Dept.			Co.		
Phone #			Phone #		
Fax #			Fax #		

Dear Customer,

A copy of the monthly flow report for **November 2003** is enclosed. This report contains all final year-end adjustments subsequent to our internal flow audit. An additional table showing final average daily flows for each month, a totalized year-end flow and contributing percentage is also included for your reference. If you have any questions, contact either of the following individuals at your earliest convenience.

Mark L. Orbeck
Technical Services Engineer
(972) 331-4319
orbeckm@trinityra.org

David Dupuy
Chief Metering Technician
(972) 331-4315
dupuyd@trinityra.org

6500 W. Singleton Blvd.
Dallas, Texas 75212
Metro (972) 263-2251
Admin Fax (972) 331-4412
Tech Services Fax (972) 331-4414

TRINITY RIVER AUTHORITY OF TEXAS
CENTRAL REGIONAL WASTEWATER SYSTEM
METERING STATION SUMMARY

ADDISON

NOVEMBER 2003

<u>Meter I. D.</u>	<u>FLOW MGD</u>	<u>TOTAL GALLONS</u> <u>(X1000)</u>
13_1E	1.7214	51,642
13_2E	0.2616	7,849
13_3E	0.1705	5,115
TOTAL	2.1535	64,606

OBLIGATION SUMMARY

Y-T-D PROJECTED OBLIGATION	\$798,452.23
Y-T-D ACTUAL OBLIGATION	820,313.47
Y-T-D VARIANCE	-21,861.23

*Based upon monthly metered flows. Projected
Monthly flows and projected cost of service.

TRINITY RIVER AUTHORITY OF TEXAS
 CENTRAL REGIONAL WASTEWATER SYSTEM
 SUMMARY OF FLOWS AND PERCENTAGES

31110.106

(MGD AND PERCENT)

CityName	FISCAL YEAR												Total FLOW/MG	YEARLY AVG-MGD	YEARLY AVG %
	2003						2003								
	DEC	JAN	FEB	MAR	APR	MAY	JUN	JUL	AUG	SEP	OCT	NOV			
ADDISON	1.8838	1.9389	2.0465	2.1505	2.0579	2.1394	2.2008	2.0228	2.1402	2.2985	2.1132	2.1535	769.8796	2.1093	1.5061

2/17/2004 10:50:29 AM

TRINITY RIVER AUTHORITY OF TEXAS
CENTRAL REGIONAL WASTEWATER SYSTEM
CONTRIBUTED WASTEWATER FLOW BY CONTRACTING PARTIES
NOVEMBER 2003

<u>CONTRACTING PARTY</u>	<u>FLOW (MGD)</u>	<u>% CONTR.</u>	<u>YTD FY %</u>	<u>PROJ %</u>	<u>% VAR</u>
ADDISON	2.1535	1.5520	1.5061	1.4660	2.74
ARLINGTON	39.4465	28.4282	29.4897	29.1650	1.11
BEDFORD	4.7112	3.3953	3.3199	3.3330	-0.39
CARROLLTON	13.6574	9.8426	9.7932	9.5820	2.20
CEDAR HILL	0.3050	0.2198	0.2354	0.2300	2.34
COLLEYVILLE	2.4471	1.7635	1.7782	1.6930	5.03
COPPELL	3.8741	2.7920	2.8173	2.7910	0.94
DALLAS	10.7699	7.7616	6.9747	6.4930	7.42
DFW AIRPORT	1.9524	1.4071	1.3437	1.2370	8.63
DUNCANVILLE	0.1318	0.0950	0.1300	0.1430	-9.10
EULESS	2.8140	2.0280	2.3553	2.2310	5.57
FARMERS BRANCH	6.1802	4.4539	4.3765	4.7600	-8.06
FORT WORTH	0.9779	0.7048	0.7711	0.7630	1.06
GRAND PRAIRIE	16.5520	11.9287	9.9408	9.4840	4.82
GRAPEVINE	1.4408	1.0383	1.0778	1.1630	-7.32
HURST	0.2043	0.1472	0.1389	0.1270	9.35
IRVING	22.6369	16.3139	17.8097	18.6140	-4.32
KELLER	2.4470	1.7635	1.6098	1.4950	7.68
MANSFIELD	3.5043	2.5255	2.5662	2.4750	3.69
NORTH RICHLAND HILLS	0.6631	0.4779	0.5004	0.5230	-4.32
SOUTHLAKE	1.8888	1.3612	1.4652	1.5230	-3.80
TOTALS	138.7583	100.0000	100.0000	99.2910	

* Fiscal year average deviates from the projected average by 10% or more.
Projected percentages reflect less than 100% total contribution due to minor flow revisions requested by the Contracting Parties after Mid-Year Flow Reallocation.
Printed: 2/17/2004 10:51:08AM

HP LaserJet 3200se



HP LASERJET 3200

FEB-23-2004 10:06AM

Fax Call Report

Job	Date	Time	Type	Identification	Duration	Pages	Result
606	2/23/2004	10:05:40AM	Send	7065	1:12	4	OK

Trinity River Authority of Texas




Central Regional Wastewater System

February 18, 2004

Post-Net Fax Note	7071	Date	2/23/04
To	David Dupuy	From	SR
Subject		Ch	
Phone #		Phone #	
Fax #		Fax #	

Dear Customer,

A copy of the monthly flow report for November 2003 is enclosed. This report contains all final year-end adjustments subsequent to our internal flow audit. An additional table showing final average daily flows for each month, a totalized year-end flow and contributing percentage is also included for your reference. If you have any questions, contact either of the following individuals at your earliest convenience.


Mark L. Orbeck
Technical Services Engineer
(972) 331-4319
orbeckm@trinitywa.org

David Dupuy
Chief Metering Technician
(972) 331-4315
dupuyd@trinitywa.org

8500 W. Singleton Blvd.
Dallas, Texas 75212
Metro (972) 263-2251
Admin Fax (972) 331-4412
Tech Services Fax (972) 331-4414

Trinity River Authority of Texas



cc: JP
RM

Central Regional Wastewater System

November 24, 2003

Dear Customer,

A copy of the monthly flow report for **October 2003** is enclosed. If you have any questions, contact either of the following individuals at your earliest convenience.

A handwritten signature in black ink, appearing to read 'Mark L. Orbeck', is written in a cursive style.

Mark L. Orbeck
Technical Services Engineer
(972) 331-4319
orbeckm@trinityra.org

David Dupuy
Chief Metering Technician
(972) 331-4315
dupuyd@trinityra.org

6500 W. Singleton Blvd.
Dallas, Texas 75212
Metro (972) 263-2251
Admin Fax (972) 331-4412
Tech Services Fax (972) 331-4414

TRINITY RIVER AUTHORITY OF TEXAS
 CENTRAL REGIONAL WASTEWATER SYSTEM
 METERING STATION SUMMARY

ADDISON

OCTOBER 2003

<u>Meter I. D.</u>	<u>FLOW MGD</u>	<u>TOTAL GALLONS (X1000)</u>
13_1E	1.6436	50,952
13_2E	0.2773	8,596
13_3E	0.1923	5,960
TOTAL	2.1132	65,508

OBLIGATION SUMMARY

Y-T-D PROJECTED OBLIGATION	\$740,347.52
Y-T-D ACTUAL OBLIGATION	763,165.31
Y-T-D VARIANCE	-22,817.78

*Based upon monthly metered flows. Projected
 Monthly flows and projected cost of service.

Trinity River Authority of Texas

File

*JP
RM*



Central Regional Wastewater System

November 12, 2003

Dear Customer,

A copy of the monthly flow report for **August** and **September 2003** is enclosed. If you have any questions, contact either of the following individuals at your earliest convenience.

Mark L. Orbeck
Technical Services Engineer
(972) 331-4319
orbeckm@trinityra.org

David Dupuy
Chief Metering Technician
(972) 331-4315
dupuyd@trinityra.org

6500 W. Singleton Blvd.
Dallas, Texas 75212
Metro (972) 263-2251
Admin Fax (972) 331-4412
Tech Services Fax (972) 331-4414

TRINITY RIVER AUTHORITY OF TEXAS
 CENTRAL REGIONAL WASTEWATER SYSTEM
 CONTRIBUTED WASTEWATER FLOW BY CONTRACTING PARTIES
 AUGUST 2003

CONTRACTING PARTY	FLOW (MGD)	% CONTR.	YTD FV %	PROJ %	% VAR
ADDISON	2.1402	1.6064	1.4958	1.4770	1.27
ARLINGTON	39.2585	29.4679	29.4397	29.3880	0.18
BEDFORD	4.4589	3.3469	3.3211	3.3580	-1.10
CARROLLTON	13.7279	10.3043	9.7496	9.6550	0.98
CEDAR HILL	0.3151	0.2365	0.2375	0.2320	2.37
COLLEYVILLE	2.6252	1.9705	1.7503	1.7050	2.66
COPPELL	3.9272	2.9478	2.8251	2.8130	0.43
DALLAS	8.0938	6.0753	6.9132	6.4930	6.47
DFW AIRPORT	1.9644	1.4745	1.2895	1.2460	3.49
DUNCANVILLE	0.1544	0.1159	0.1373	0.1440	-4.67
EULESS	3.1621	2.3735	2.3462	2.2480	4.37
FARMERS BRANCH	5.2144	3.9140	4.4712	4.7960	-6.77
FORT WORTH	1.1929	0.8954	0.7708	0.7690	0.23
GRAND PRAIRIE	14.5733	10.9389	9.7750	9.5570	2.28
GRAPEVINE	1.2905	0.9687	1.1130	1.1720	-5.04
HURST	0.2110	0.1584	0.1349	0.1280	5.41
IRVING	22.8753	17.1705	18.1784	18.7570	-3.08
KELLER	2.3518	1.7653	1.5631	1.5060	3.79
MANSFIELD	3.1169	2.3396	2.4756	2.4940	-0.74
NORTH RICHLAND HILLS	0.6152	0.4618	0.5190	0.5270	-1.52
SOUTHLAKE	1.9553	1.4677	1.4938	1.5350	-2.68
TOTALS	133.2245	100.0000	100.0000	100.0000	

* Fiscal year average deviates from the projected average by 10% or more.
 Projected percentages reflect changes made after distribution of mid-year reallocation letters.

))

**TRINITY RIVER AUTHORITY OF TEXAS
CENTRAL REGIONAL WASTEWATER SYSTEM
METERING STATION SUMMARY**

ADDISON

AUGUST 2003

<u>Meter I. D.</u>	<u>FLOW MGD</u>	<u>TOTAL GALLONS (X1000)</u>
13_1E	1.6868	52,289
13_2E	0.2447	7,587
13_3E	0.2087	6,469
TOTAL	2.1402	66,345

OBLIGATION SUMMARY

Y-T-D PROJECTED OBLIGATION	\$605,537.98
Y-T-D ACTUAL OBLIGATION	613,252.50
Y-T-D VARIANCE	-7,714.52

*Based upon monthly metered flows. Projected
Monthly flows and projected cost of service.

TRINITY RIVER AUTHORITY OF TEXAS

CENTRAL REGIONAL WASTEWATER SYSTEM
CONTRIBUTED WASTEWATER FLOW BY CONTRACTING PARTIES

SEPTEMBER 2003

<u>CONTRACTING PARTY</u>	<u>FLOW (MGD)</u>	<u>% CONTR.</u>	<u>YTD FY %</u>	<u>PROJ %</u>	<u>% VAR</u>
ADDISON	2.2995	1.7125	1.5163	1.4770	2.66
ARLINGTON	38.9292	28.9923	29.3973	29.3880	0.03
BEDFORD	4.6137	3.4360	3.3320	3.3580	-0.77
CARROLLTON	13.7279	10.2238	9.7944	9.6550	1.44
CEDAR HILL	0.3217	0.2396	0.2377	0.2320	2.45
COLLEYVILLE	2.5097	1.8691	1.7615	1.7050	3.31
COPPELL	3.9845	2.9674	2.8386	2.8130	0.91
DALLAS	9.2565	6.8937	6.9114	6.4930	6.44
DFW AIRPORT	2.2041	1.6415	1.3228	1.2460	6.17
DUNCANVILLE	0.1271	0.0946	0.1332	0.1440	-7.47
EULESS	2.3094	1.7199	2.2870	2.2480	1.73
FARMERS BRANCH	5.4406	4.0519	4.4316	4.7960	-7.60
FORT WORTH	1.2878	0.9591	0.7886	0.7690	2.55
GRAND PRAIRIE	13.4414	10.0104	9.7973	9.5570	2.51
GRAPEVINE	1.5183	1.1308	1.1146	1.1720	-4.89
HURST	0.2140	0.1594	0.1372	0.1280	7.22
IRVING	23.1518	17.2422	18.0898	18.7570	-3.56
KELLER	2.4220	1.8038	1.5858	1.5060	5.30
MANSFIELD	3.8056	2.8342	2.5095	2.4940	0.62
NORTH RICHLAND HILLS	0.6600	0.4915	0.5164	0.5270	-2.01
SOUTHLAKE	2.0494	1.5263	1.4969	1.5350	-2.48
TOTALS	134.2742	100.0000	100.0000	100.0000	

* Fiscal year average deviates from the projected average by 10% or more.
Projected percentages reflect changes made after distribution of mid-year reallocation letters.

TRINITY RIVER AUTHORITY OF TEXAS
CENTRAL REGIONAL WASTEWATER SYSTEM
METERING STATION SUMMARY

ADDISON

SEPTEMBER 2003

<u>Meter I. D.</u>	<u>FLOW MGD</u>	<u>TOTAL GALLONS</u> <u>(X1000)</u>
13_1E	1.7818	53,455
13_2E	0.3075	9,225
13_3E	0.2102	6,305
TOTAL	2.2995	68,985

OBLIGATION SUMMARY

Y-T-D PROJECTED OBLIGATION	\$671,837.75
Y-T-D ACTUAL OBLIGATION	689,722.89
Y-T-D VARIANCE	-17,885.14

*Based upon monthly metered flows. Projected
Monthly flows and projected cost of service.

cc: JP
RM
JD

Trinity River Authority of Texas



Central Regional Wastewater System

October 27, 2003

Dear Customer,

A copy of the monthly flow report for **July 2003** is enclosed. If you have any questions, contact either of the following individuals at your earliest convenience.

A handwritten signature in black ink, appearing to read "Mark L. Orbeck".

Mark L. Orbeck
Technical Services Engineer
(972) 331-4319
orbeckm@trinityra.org

David Dupuy
Chief Metering Technician
(972) 331-4315
dupuyd@trinityra.org

TRINITY RIVER AUTHORITY OF TEXAS
 CENTRAL REGIONAL WASTEWATER SYSTEM
 METERING STATION SUMMARY

ADDISON

JULY 2003

<u>Meter I. D.</u>	<u>FLOW MGD</u>	<u>TOTAL GALLONS</u> <u>(X1000)</u>
13_1E	1.5962	49,481
13_2E	0.2317	7,183
13_3E	0.1949	6,042
TOTAL	2.0228	62,706

OBLIGATION SUMMARY

Y-T-D PROJECTED OBLIGATION	\$551,935.55
Y-T-D ACTUAL OBLIGATION	538,931.19
Y-T-D VARIANCE	13,004.37

*Based upon monthly metered flows. Projected
 Monthly flows and projected cost of service.

TRINITY RIVER AUTHORITY OF TEXAS
 CENTRAL REGIONAL WASTEWATER SYSTEM
 CONTRIBUTED WASTEWATER FLOW BY CONTRACTING PARTIES
 JULY 2003

<u>CONTRACTING PARTY</u>	<u>FLOW (MGD)</u>	<u>% CONTR.</u>	<u>YTD FY %</u>	<u>PROJ %</u>	<u>% VAR</u>
ADDISON	2.0228	1.5057	1.4822	1.5180	-2.36
ARLINGTON	40.6093	30.2279	29.4301	30.2760	-2.79
BEDFORD	4.3845	3.2636	3.3174	3.1300	5.99
CARROLLTON	13.7625	10.2442	9.6810	7.9920	21.13 *
CEDAR HILL	0.3317	0.2469	0.2376	0.2000	18.78 *
COLLEYVILLE	2.7197	2.0245	1.7256	1.6830	2.53
COPPELL	3.9307	2.9259	2.8098	2.5970	8.19
DALLAS	8.7455	6.5098	7.0123	5.6610	23.87 *
DFW AIRPORT	1.8679	1.3904	1.2671	1.5390	-17.67 *
DUNCANVILLE	0.1743	0.1297	0.1398	0.1330	5.12
EULESS	3.2338	2.4071	2.3424	2.8470	-17.72 *
FARMERS BRANCH	5.0784	3.7801	4.5371	4.4620	1.68
FORT WORTH	0.9027	0.6719	0.7557	0.9110	-17.05 *
GRAND PRAIRIE	12.8246	9.5461	9.6095	11.1160	-13.55 *
GRAPEVINE	1.1239	0.8366	1.1279	1.2790	-11.81 *
HURST	0.1986	0.1478	0.1321	0.1350	-2.16
IRVING	23.5497	17.5294	18.2946	19.1480	-4.46
KELLER	2.1708	1.6158	1.5385	1.6080	-4.32
MANSFIELD	3.7787	2.8127	2.5152	2.1650	16.17 *
NORTH RICHLAND HILLS	1.0404	0.7745	0.5477	0.4680	17.03 *
SOUTHLAKE	1.8935	1.4095	1.4966	1.1320	32.21 *
TOTALS	134.3440	100.0000	100.0000	100.0000	

* Fiscal year average deviates from the projected average by 10% or more.

4 Pages - CC: KANDY ✓
JDD ✓
JPP ✓

Trinity River Authority of Texas



Central Regional Wastewater System

July 31, 2003

Dear Customer,

We have completed our Mid Year Audit and have made the appropriate corrections to the flow data. A copy of the Revised monthly flow report for **May 2003** is enclosed. If you have any questions, contact either of the following individuals at your earliest convenience.

Mark L. Orbeck
Technical Services Engineer
(972) 331-4319
orbeckm@trinityra.org

David Dupuy
Chief Metering Technician
(972) 331-4315
dupuyd@trinityra.org

6500 W. Singleton Blvd.
Dallas, Texas 75212
Metro (972) 263-2251
Admin Fax (972) 331-4412
Tech Services Fax (972) 331-4414



Contracting Party,

It is time to update our mailing list for the Monthly Flow Reports for the Trinity River Authority. If your mailing address or recipient name or title has changed, please fax the correct information to me at (972) 331-4413 or call (972) 331-4311 at your earliest convenience. Thank you for your assistance, if you have any questions please let me know.

Michelle Miles
QA/QC
Trinity River Authority
972.331.4311

TRINITY RIVER AUTHORITY OF TEXAS
CENTRAL REGIONAL WASTEWATER SYSTEM
CONTRIBUTED WASTEWATER FLOW BY CONTRACTING PARTIES
MAY 2003

CONTRACTING PARTY	FLOW (MGD)	% CONTR.	YTD FY %	PROJ %	% VAR
ADDISON	2.1394	1.5281	1.4658	1.5180	-3.44
ARLINGTON	40.5515	28.9636	29.1653	30.2760	-3.67
BEDFORD	4.7870	3.4191	3.3324	3.1300	6.47
CARROLLTON	13.7279	9.8050	9.5826	7.9920	19.90 *
CEDAR HILL	0.3239	0.2314	0.2299	0.2000	14.95 *
COLLEYVILLE	2.4389	1.7419	1.6924	1.6830	0.56
COPPELL	4.0973	2.9265	2.7914	2.5970	7.49
DALLAS	9.0300	6.4496	7.2015	5.6610	27.21 *
DFW AIRPORT	1.7630	1.2592	1.2368	1.5390	-19.63 *
DUNCANVILLE	0.1890	0.1350	0.1426	0.1330	7.23
EULESS	3.7534	2.6808	2.2305	2.8470	-21.65 *
FARMERS BRANCH	6.1975	4.4265	4.7599	4.4620	6.68
FORT WORTH	1.0097	0.7212	0.7628	0.9110	-16.27 *
GRAND PRAIRIE	12.9223	9.2296	9.4841	11.1160	-14.68 *
GRAPEVINE	1.5447	1.1033	1.1630	1.2790	-9.07
HURST	0.1752	0.1251	0.1275	0.1350	-5.54
IRVING	26.4073	18.8612	18.6149	19.1480	-2.78
KELLER	2.3428	1.6734	1.4947	1.6080	-7.05
MANSFIELD	3.8051	2.7178	2.4755	2.1650	14.34 *
NORTH RICHLAND HILLS	0.7642	0.5458	0.5232	0.4680	11.79 *
SOUTHLAKE	2.0383	1.4558	1.5232	1.1320	34.56 *
TOTALS	140.0085	100.0000	100.0000	100.0000	

* Fiscal year average deviates from the projected average by 10% or more.

Fizel Mo
Printed: 7/31/2003 11:10:29AM

TRINITY RIVER AUTHORITY OF TEXAS
 CENTRAL REGIONAL WASTEWATER SYSTEM
 METERING STATION SUMMARY

ADDISON

MAY 2003

<u>Meter I. D.</u>	<u>FLOW MGD</u>	<u>TOTAL GALLONS (X1000)</u>
13_1E	1.6298	50,524
13_2E	0.2635	8,167
13_3E	0.2461	7,630
TOTAL	2.1394	66,322


OBLIGATION SUMMARY

Y-T-D PROJECTED OBLIGATION	\$413,383.83
Y-T-D ACTUAL OBLIGATION	399,172.43
Y-T-D VARIANCE	14,211.40

*Based upon monthly metered flows. Projected
 Monthly flows and projected cost of service.

cc: RM
JP
JD

Trinity River Authority of Texas



Central Regional Wastewater System

June 16, 2003

Dear Customer,

A copy of the monthly flow report for **May 2003** is enclosed. If you have any questions, contact either of the following individuals at your earliest convenience.

A handwritten signature in black ink, appearing to read 'Mark L. Orbeck', is written in a cursive style.

Mark L. Orbeck
Technical Services Engineer
(972) 331-4319
orbeckm@trinityra.org

David Dupuy
Chief Metering Technician
(972) 331-4315
dupuyd@trinityra.org

TRINITY RIVER AUTHORITY OF TEXAS
 CENTRAL REGIONAL WASTEWATER SYSTEM
 METERING STATION SUMMARY

ADDISON

MAY 2003

<u>Meter I.D.</u>	<u>FLOW MGD</u>	<u>TOTAL GALLONS (X1000)</u>
13_1E	1.6298	50,524
13_2E	0.2635	8,167
13_3E	0.2461	7,630
TOTAL	2.1394	66,322

OBLIGATION SUMMARY

Y-T-D PROJECTED OBLIGATION	\$413,383.83
Y-T-D ACTUAL OBLIGATION	410,892.60
Y-T-D VARIANCE	2,491.24

*Based upon monthly metered flows. Projected
 Monthly flows and projected cost of service.

TRINITY RIVER AUTHORITY OF TEXAS
 CENTRAL REGIONAL WASTEWATER SYSTEM
 CONTRIBUTED WASTEWATER FLOW BY CONTRACTING PARTIES

MAY 2003

<u>CONTRACTING PARTY</u>	<u>FLOW (MGD)</u>	<u>% CONTR.</u>	<u>YTD FY %</u>	<u>PROJ %</u>	<u>% VAR</u>
ADDISON	2.1394	1.5745	1.5089	1.5180	-0.50
ARLINGTON	40.5515	29.8436	29.9831	30.2760	-0.97
BEDFORD	4.7870	3.5230	3.4302	3.1300	9.59
CARROLLTON	13.7279	10.1030	9.8399	7.9920	23.12 *
CEDAR HILL	0.3239	0.2384	0.2367	0.2000	18.33 *
COLLEYVILLE	2.4401	1.7958	1.5985	1.6830	-5.02
COPPELL	4.0973	3.0154	2.8734	2.5970	10.64 *
DALLAS	9.0300	6.6456	7.7677	5.6610	37.21 *
DFW AIRPORT	1.7630	1.2975	1.2728	1.5390	-17.29 *
DUNCANVILLE	0.1890	0.1391	0.1468	0.1330	10.38 *
EULESS	3.7534	2.7623	2.2960	2.8470	-19.35 *
FARMERS BRANCH	6.1975	4.5610	4.9008	4.4620	9.83
FORT WORTH	1.0097	0.7431	0.7852	0.9110	-13.81 *
GRAND PRAIRIE	12.9223	9.5101	9.4687	11.1160	-14.82 *
GRAPEVINE	1.5447	1.1368	1.1971	1.2790	-6.40
HURST	0.1752	0.1289	0.1313	0.1350	-2.76
IRVING	22.2788	16.3960	16.2262	19.1480	-15.26 *
KELLER	2.1441	1.5780	1.4760	1.6080	-8.21
MANSFIELD	3.8051	2.8004	2.5482	2.1650	17.70 *
NORTH RICHLAND HILLS	0.7642	0.5624	0.5385	0.4680	15.07 *
SOUTHLAKE	2.2358	1.6454	1.7741	1.1320	56.72 *
TOTALS	135.8800	100.0000	100.0000	100.0000	

* Fiscal year average deviates from the projected average by 10% or more.

Trinity River Authority of Texas



Central Regional Wastewater System

June 2, 2003

Dear Customer,

A copy of the monthly flow reports for **March and April 2003** is enclosed. If you have any questions, contact either of the following individuals at your earliest convenience.

A handwritten signature in black ink, appearing to read 'Mark L. Orbeck', written in a cursive style.

Mark L. Orbeck
Technical Services Engineer
(972) 331-4319
orbeckm@trinityra.org

David Dupuy
Chief Metering Technician
(972) 331-4315
dupuyd@trinityra.org

CENTRAL REGIONAL WASTEWATER SYSTEM
 CONTRIBUTED WASTEWATER FLOW BY CONTRACTING PARTIES
 MARCH 2003

<u>CONTRACTING PARTY</u>	<u>FLOW (MGD)</u>	<u>% CONTR.</u>	<u>YTD FY %</u>	<u>PROJ %</u>	<u>% VAR</u>
ADDISON	2.3410	1.6777	1.4862	1.5180	-2.09
ARLINGTON	42.8119	30.6823	29.9856	30.2760	-0.96
BEDFORD	4.6782	3.3527	3.3877	3.1300	8.23
CARROLLTON	13.5107	9.6828	9.6791	7.9920	21.11 *
CEDAR HILL	0.3413	0.2446	0.2364	0.2000	18.19 *
COLLEYVILLE	2.2191	1.5904	1.4840	1.6830	-11.83 *
COPELL	3.9660	2.8424	2.8184	2.5970	8.53
DALLAS	10.5587	7.5672	8.2511	5.6610	45.75 *
DFW AIRPORT	1.7780	1.2743	1.2681	1.5390	-17.60 *
DUNCANVILLE	0.2013	0.1443	0.1537	0.1330	15.55 *
EULESS	2.8678	2.0553	2.1846	2.8470	-23.27 *
FARMERS BRANCH	5.3241	3.8157	5.0505	4.4620	13.19 *
FORT WORTH	0.9331	0.6687	0.8522	0.9110	-6.46
GRAND PRAIRIE	15.0162	10.7618	9.3421	11.1160	-15.96 *
GRAPEVINE	1.7392	1.2465	1.2230	1.2790	-4.38
HURST	0.1805	0.1293	0.1342	0.1350	-0.62
IRVING	22.3841	16.0421	16.1802	19.1480	-15.50 *
KELLER	2.1820	1.5638	1.4437	1.6080	-10.22 *
MANSFIELD	3.5013	2.5093	2.4591	2.1650	13.59 *
NORTH RICHLAND HILLS	0.6806	0.4878	0.5315	0.4680	13.56 *
SOUTHLAKE	2.3176	1.6610	1.8487	1.1320	63.31 *
TOTALS	139.5328	100.0000	100.0000	100.0000	

* Fiscal year average deviates from the projected average by 10% or more.

TRINITY RIVER AUTHORITY OF TEXAS
CENTRAL REGIONAL WASTEWATER SYSTEM
METERING STATION SUMMARY

ADDISON

MARCH 2003

<u>Meter I. D.</u>	<u>FLOW MGD</u>	<u>TOTAL GALLONS (X1000)</u>
13_1E	1.8159	56,293
13_2E	0.2925	9,067
13_3E	0.2326	7,211
TOTAL	2.3410	72,571

OBLIGATION SUMMARY

Y-T-D PROJECTED OBLIGATION	\$274,832.11
Y-T-D ACTUAL OBLIGATION	269,079.76
Y-T-D VARIANCE	5,752.35

*Based upon monthly metered flows. Projected
Monthly flows and projected cost of service.

TRINITY RIVER AUTHORITY OF TEXAS
CENTRAL REGIONAL WASTEWATER SYSTEM
CONTRIBUTED WASTEWATER FLOW BY CONTRACTING PARTIES

APRIL 2003

CONTRACTING PARTY	FLOW (MGD)	% CONTR.	YTD FY %	PROJ %	% VAR
ADDISON	2.0579	1.5361	1.4957	1.5180	-1.47
ARLINGTON	40.3523	30.1202	30.0113	30.2760	-0.87
BEDFORD	4.7071	3.5135	3.4117	3.1300	9.00
CARROLLTON	13.7279	10.2469	9.7874	7.9920	22.46 *
CEDAR HILL	0.3059	0.2284	0.2348	0.2000	17.42 *
COLLEYVILLE	2.5163	1.8782	1.5591	1.6830	-7.36
COPELL	3.9627	2.9579	2.8450	2.5970	9.55
DALLAS	9.2431	6.8994	7.9934	5.6610	41.20 *
DFW AIRFORT	1.6974	1.2670	1.2679	1.5390	-17.61 *
DUNCANVILLE	0.1684	0.1257	0.1484	0.1330	11.54 *
EULESS	3.0547	2.2801	2.2028	2.8470	-22.63 *
FARMERS BRANCH	6.1914	4.6215	4.9687	4.4620	11.35 *
FORT WORTH	0.7301	0.5449	0.7936	0.9110	-12.89 *
GRAND PRAIRIE	13.3446	9.9608	9.4601	11.1160	-14.90 *
GRAPEVINE	1.5409	1.1502	1.2091	1.2790	-5.46
HURST	0.1627	0.1214	0.1317	0.1350	-2.42
IRVING	21.7620	16.2438	16.1923	19.1480	-15.44 *
KELLER	2.0180	1.5063	1.4556	1.6080	-9.48
MANSFIELD	3.5660	2.6618	2.4978	2.1650	15.37 *
NORTH RICHLAND HILLS	0.7282	0.5436	0.5338	0.4680	14.06 *
SOUTHLAKE	2.1331	1.5922	1.7998	1.1320	58.99 *
TOTALS	133.9710	100.0000	100.0000	100.0000	

* Fiscal year average deviates from the projected average by 10% or more.

TRINITY RIVER AUTHORITY OF TEXAS
CENTRAL REGIONAL WASTEWATER SYSTEM
METERING STATION SUMMARY

ADDISON

APRIL 2003

TOTAL GALLONS

<u>Meter I. D.</u>	<u>FLOW MGD</u>	<u>(X1000)</u>
13_1E	1.5601	46,802
13_2E	0.2712	8,137
13_3E	0.2266	6,798
TOTAL	2.0579	61,738

OBLIGATION SUMMARY

Y-T-D PROJECTED OBLIGATION	\$342,972.30
Y-T-D ACTUAL OBLIGATION	337,942.20
Y-T-D VARIANCE	5,030.10

*Based upon monthly metered flows. Projected
Monthly flows and projected cost of service.

Trinity River Authority of Texas

File: TRA



Ce: JP
ID
RW

Central Regional Wastewater System

March 18, 2003

Dear Customer,

A copy of the REVISED monthly flow report for **December 2002** (footnote dated 3/17/03) is enclosed, including corrected values for the Contracting Parties' individual obligations and costs. Some minor differences in the monthly flow volumes may be evident due to routine entries of monthly call in flows and/or corrections in various meter readings since the initial December report.

A handwritten signature in black ink, appearing to read 'Mark L. Orbeck', written in a cursive style.

Mark L. Orbeck
Technical Services Engineer
(972) 331-4319
orbeckm@trinityra.org

David Dupuy
Chief Metering Technician
(972) 331-4315
dupuyd@trinityra.org

6500 W. Singleton Blvd.
Dallas, Texas 75212
Metro (972) 263-2251
Admin Fax (972) 331-4412
Tech Services Fax (972) 331-4414

TRINITY RIVER AUTHORITY OF TEXAS
CENTRAL REGIONAL WASTEWATER SYSTEM
CONTRIBUTED WASTEWATER FLOW BY CONTRACTING PARTIES
DECEMBER 2002

REVISED

<u>CONTRACTING PARTY</u>	<u>FLOW (MGD)</u>	<u>% CONTR.</u>	<u>YTD FY %</u>	<u>PROJ %</u>	<u>% VAR</u>
ADDISON	1.9838	1.3817	1.3817	1.5180	-8.98
ARLINGTON	43.5188	30.3113	30.3113	30.2760	0.12
BEDFORD	4.9093	3.4194	3.4194	3.1300	9.25
CARROLLTON	14.0580	9.7916	9.7916	7.9920	22.52 *
CEDAR HILL	0.3153	0.2196	0.2196	0.2000	9.81
COLLEYVILLE	2.3570	1.6417	1.6417	1.6830	-2.46
COPPELL	3.9659	2.7623	2.7623	2.5970	6.37
DALLAS	11.2375	7.8270	7.8270	5.6610	38.26 *
DFW AIRPORT	1.7610	1.2265	1.2265	1.5390	-20.30 *
DUNCANVILLE	0.2244	0.1563	0.1563	0.1330	17.53 *
EULESS	3.7942	2.6427	2.6427	2.8470	-7.18
FARMERS BRANCH	8.0740	5.6236	5.6236	4.4620	26.03 *
FORT WORTH	1.2141	0.8457	0.8457	0.9110	-7.17 *
GRAND PRAIRIE	10.9662	7.6381	7.6381	11.1160	-31.29 *
GRAPEVINE	1.6423	1.1439	1.1439	1.2790	-10.57 *
HURST	0.1884	0.1313	0.1313	0.1350	-2.78
IRVING	24.6839	17.1926	17.1926	19.1480	-10.21 *
KELLER	2.1598	1.5043	1.5043	1.6080	-6.45
MANSFIELD	3.4737	2.4194	2.4194	2.1650	11.75 *
NORTH RICHLAND HILLS	0.7686	0.5354	0.5354	0.4680	14.39 *
SOUTHLAKE	2.2765	1.5856	1.5856	1.1320	40.07 *
TOTALS	143.5727	100.0000	100.0000	100.0000	

* Fiscal year average deviates from the projected average by 10% or more.

TRINITY RIVER AUTHORITY OF TEXAS
CENTRAL REGIONAL WASTEWATER SYSTEM
METERING STATION SUMMARY

ADDISON

DECEMBER 2002

<u>Meter I. D.</u>	<u>FLOW MGD</u>	<u>TOTAL GALLONS</u> <u>(X1000)</u>
13_1E	1.5741	48,797
13_2E	0.2588	8,022
13_3E	0.1509	4,678
TOTAL	1.9838	61,497


OBLIGATION SUMMARY

Y-T-D PROJECTED OBLIGATION	\$75,317.76
Y-T-D ACTUAL OBLIGATION	68,555.61
Y-T-D VARIANCE	6,762.15

*Based upon monthly metered flows. Projected
Monthly flows and projected cost of service.

Trinity River Authority of Texas

3/14/03 CC:



JD
JP
RM

Central Regional Wastewater System

March 10, 2003

Dear Customer,

A copy of the monthly flow report for **December 2002** is enclosed, containing the new Fiscal Year 2003 projected flow percentages. Also, a revised copy of the November 2002 has been included. This revision contains all corrections from our internal and external audits. Please discard the previous November report (footnote dated 2/5/03). If you have any questions, contact either of the following individuals at your earliest convenience.

Mark L. Orbeck
Technical Services Engineer
(972) 331-4319
orbeckm@trinityra.org

David Dupuy
Chief Metering Technician
(972) 331-4315
dupuyd@trinityra.org

GE.F.
PLEASE
FILE
M.M.

6500 W. Singleton Blvd.
Dallas, Texas 75212
Metro (972) 263-2251
Admin Fax (972) 331-4412
Tech Services Fax (972) 331-4414

TRINITY RIVER AUTHORITY OF TEXAS
CENTRAL REGIONAL WASTEWATER SYSTEM
CONTRIBUTED WASTEWATER FLOW BY CONTRACTING PARTIES

DECEMBER 2002

CONTRACTING PARTY	FLOW (MGD)	% CONTR.	YTD FY %	PROJ %	% VAR
ADDISON	1.9838	1.3866	1.3866	1.5180	-8.66
ARLINGTON	43.5188	30.4177	30.4177	30.2760	0.47
BEDFORD	4.9093	3.4314	3.4314	3.1300	9.63
CARROLLTON	14.0580	9.8259	9.8259	7.9920	22.95 *
CEDAR HILL	0.3153	0.2204	0.2204	0.2000	10.19 *
COLLEYVILLE	2.3570	1.6474	1.6474	1.6830	-2.11
COPPELL	3.9659	2.7720	2.7720	2.5970	6.74
DALLAS	11.2375	7.8545	7.8545	5.6610	38.75 *
DFW AIRPORT	1.7610	1.2308	1.2308	1.5390	-20.02 *
DUNCANVILLE	0.2244	0.1569	0.1569	0.1330	17.94 *
EULESS	3.2920	2.3009	2.3009	2.8470	-19.18 *
FARMERS BRANCH	8.0740	5.6434	5.6434	4.4620	26.48 *
FORT WORTH	1.2141	0.8486	0.8486	0.9110	-6.85
GRAND PRAIRIE	10.9662	7.6649	7.6649	11.1160	-31.05 *
GRAPEVINE	1.6423	1.1479	1.1479	1.2790	-10.25 *
HURST	0.1884	0.1317	0.1317	0.1350	-2.43
IRVING	24.6839	17.2530	17.2530	19.1480	-9.90
KELLER	2.1598	1.5096	1.5096	1.6080	-6.12
MANSFIELD	3.4737	2.4279	2.4279	2.1650	12.14 *
NORTH RICHLAND HILLS	0.7686	0.5372	0.5372	0.4680	14.79 *
SOUTHLAKE	2.2765	1.5912	1.5912	1.1320	40.57 *
TOTALS	143.0705	100.0000	100.0000	100.0000	

* Fiscal year average deviates from the projected average by 10% or more.

**TRINITY RIVER AUTHORITY OF TEXAS
CENTRAL REGIONAL WASTEWATER SYSTEM
METERING STATION SUMMARY**

ADDISON

DECEMBER 2002

<u>Meter I. D.</u>	<u>FLOW MGD</u>	<u>TOTAL GALLONS (X1000)</u>
13_1E	1.5741	48,797
13_2E	0.2588	8,022
13_3E	0.1509	4,678
TOTAL	1.9838	61,497

OBLIGATION SUMMARY

Y-T-D PROJECTED OBLIGATION	\$7,041,156.12
Y-T-D ACTUAL OBLIGATION	6,431,485.77
Y-T-D VARIANCE	609,670.35

*Based upon monthly metered flows. Projected
Monthly flows and projected cost of service.

TRINITY RIVER AUTHORITY OF TEXAS

CENTRAL REGIONAL WASTEWATER SYSTEM
 CONTRIBUTED WASTEWATER FLOW BY CONTRACTING PARTIES

NOVEMBER 2002

<u>CONTRACTING PARTY</u>	<u>FLOW (MGD)</u>	<u>% CONTR.</u>	<u>YTD FY %</u>	<u>PROJ %</u>	<u>% VAR</u>
ADDISON	2.1493	1.5406	1.5254	1.5085	1.12
ARLINGTON	41.3498	29.6385	30.1871	30.1297	0.19
BEDFORD	4.7111	3.3768	3.3703	3.3276	1.28
CARROLLTON	14.0580	10.0764	9.4414	8.5713	10.15 *
CEDAR HILL	0.2945	0.2111	0.2226	0.2214	0.55
COLLEYVILLE	2.4971	1.7899	1.5755	1.4228	10.73 *
COPELL	3.9216	2.8109	2.6836	2.6269	2.16
DALLAS	9.1937	6.5898	5.6813	6.1077	-6.98
DFW AIRPORT	1.5430	1.1059	1.3458	1.2781	5.30
DUNCANVILLE	0.1522	0.1091	0.1284	0.1586	-19.06 *
EULESS	3.9625	2.8402	2.7986	2.9810	-6.12
FARMERS BRANCH	5.4035	3.8731	4.4865	4.6516	-3.55
FORT WORTH	1.5783	1.1313	1.3097	1.4147	-7.42
GRAND PRAIRIE	13.6045	9.7514	9.5007	10.3916	-8.57
GRAPEVINE	1.5178	1.0879	1.1425	1.2814	-10.84 *
HURST	0.1833	0.1314	0.1256	0.1303	-3.60
IRVING	25.6261	18.3681	18.8435	18.1826	3.63
KELLER	2.0562	1.4739	1.6614	1.7376	-4.39
MANSFIELD	3.0991	2.2214	2.3031	2.3355	-1.39
NORTH RICHLAND HILLS	0.6427	0.4607	0.4209	0.3772	11.58 *
SOUTHLAKE	1.9697	1.4118	1.2461	1.1639	7.06
TOTALS	139.5140	100.0000	100.0000	100.0000	

REVISED

* Fiscal year average deviates from the projected average by 10% or more.

TRINITY RIVER AUTHORITY OF TEXAS
CENTRAL REGIONAL WASTEWATER SYSTEM
METERING STATION SUMMARY

ADDISON

NOVEMBER 2002

<u>Meter I. D.</u>	<u>FLOW MGD</u>	<u>TOTAL GALLONS (X1000)</u>
13_1E	1.5062	45,186
13_2E	0.2606	7,818
13_3E	0.3825	11,476
TOTAL	2.1493	64,479

OBLIGATION SUMMARY

Y-T-D PROJECTED OBLIGATION	\$760,622.81
Y-T-D ACTUAL OBLIGATION	769,152.43
Y-T-D VARIANCE	-8,529.62

*Based upon monthly metered flows. Projected
Monthly flows and projected cost of service.

HP LaserJet 3100
Printer/Fax/Copier/Scanner

SEND CONFIRMATION REPORT for
Town of Addison
9724502837
Mar-14-03 9:10AM

Job	Start Time	Usage	Phone Number or ID	Type	Pages	Mode	Status
329	3/14 9:09AM	1'09"	9724507065	Send.....	6/ 6	EC144	Completed.....

Total 1'09" Pages Sent: 6 Pages Printed: 0

**TOWN OF ADDISON
PUBLIC WORKS**

To: Randy

From:

Michael E. Murphy, P.E.
Director of Public Works

Company: _____

Office: 972/450-2878
Fax: 972/450-2837

FAX #: _____

Date: 3-14-03

18601 Westgrove
P.O. Box 6010
Addison, TX 75001-8010

No. of Pages(including cover): _____

TRA Flow Report

2-17-03 CC: JP
RM
JD

Trinity River Authority of Texas



Central Regional Wastewater System

Dear Customer,

A copy of the monthly flow report for **November 2002** is enclosed. If you have any questions, please contact either of the following individuals at your earliest convenience.

Mark L. Orbeck
Technical Services Engineer
(972) 331-4319
orbeckm@trinityra.org

David Dupuy
Chief Metering Technician
(972) 331-4315
dupuyd@trinityra.org

S.E.F.
PLEASE FILE
NLS

**TRINITY RIVER AUTHORITY OF TEXAS
CENTRAL REGIONAL WASTEWATER SYSTEM
METERING STATION SUMMARY**

ADDISON

NOVEMBER 2002

<u>Meter I. D.</u>	<u>FLOW MGD</u>	<u>TOTAL GALLONS (X1000)</u>
13_1E	1.5062	45,186
13_2E	0.2606	7,818
13_3E	0.3825	11,476
TOTAL	2.1493	64,479

OBLIGATION SUMMARY

Y-T-D PROJECTED OBLIGATION	\$760,610.74
Y-T-D ACTUAL OBLIGATION	769,923.44
Y-T-D VARIANCE	-9,312.70

*Based upon monthly metered flows. Projected Monthly flows and projected cost of service.

$65 \text{ mil} / 12 = 5.416666666666667 \text{ mil/day}$

CENTRAL REGIONAL WASTEWATER SYSTEM
 CONTRIBUTED WASTEWATER FLOW BY CONTRACTING PARTIES

NOVEMBER 2002

CONTRACTING PARTY	FLOW (MGD)	% CONTR.	YTD FV %	PROJ %	% VAR
ADDISON	2.1493	1.5458	1.5270	1.5085	1.22
ARLINGTON	41.3498	29.7395	30.2179	30.1297	0.29
BEDFORD	4.7111	3.3883	3.3737	3.3276	1.39
CARROLLTON	14.0580	10.1108	9.4510	8.5713	10.26 *
CEDAR HILL	0.2945	0.2118	0.2229	0.2214	0.66
COLLEYVILLE	2.4971	1.7960	1.5765	1.4228	10.80 *
COPPELL	3.9216	2.8205	2.6863	2.6269	2.26
DALLAS	9.1937	6.6123	5.6871	6.1077	-6.89
DFW AIRPORT	1.5430	1.1097	1.3471	1.2781	5.40
DUNCANVILLE	0.1522	0.1095	0.1285	0.1586	-18.98 *
EULESS	3.9625	2.8499	2.7880	2.9810	-6.47
FARMERS BRANCH	5.4035	3.8863	4.4911	4.6516	-3.45
FORT WORTH	1.5783	1.1351	1.3111	1.4147	-7.32
GRAND PRAIRIE	13.1307	9.4438	9.4221	10.3916	-9.33
GRAPEVINE	1.5178	1.0916	1.1437	1.2814	-10.75 *
HURST	0.1830	0.1316	0.1256	0.1303	-3.64
IRVING	25.6261	18.4307	18.8627	18.1826	3.74
KELLER	2.0562	1.4789	1.6631	1.7376	-4.29
MANSFIELD	3.0591	2.2289	2.3055	2.3355	-1.29
NORTH RICHLAND HILLS	0.6427	0.4623	0.4213	0.3772	11.70 *
SOUTHLAKE	1.9697	1.4166	1.2479	1.1639	7.22
TOTALS	139.0400	100.0000	100.0000	100.0000	

* Fiscal year average deviates from the projected average by 10% or more.

11/27/02
Cc: JP
JD
RM

TRINITY RIVER AUTHORITY OF TEXAS
CENTRAL REGIONAL WASTEWATER SYSTEM
METERING STATION SUMMARY

ADDISON

OCTOBER 2002

<u>Meter I. D.</u>	<u>FLOW MGD</u>	<u>TOTAL GALLONS</u> <u>(X1000)</u>
13_1E	1.7358	53,809
13_2E	0.3310	10,262
13_3E	0.2211	6,855
TOTAL	2.2879	70,926

OBLIGATION SUMMARY

Y-T-D PROJECTED OBLIGATION	\$698,094.79
Y-T-D ACTUAL OBLIGATION	708,722.45
Y-T-D VARIANCE	-10,627.66

*Based upon monthly metered flows. Projected
Monthly flows and projected cost of service.

TRINITY RIVER AUTHORITY OF TEXAS
CENTRAL REGIONAL WASTEWATER SYSTEM
CONTRIBUTED WASTEWATER FLOW BY CONTRACTING PARTIES
OCTOBER 2002

CONTRACTING PARTY	FLOW (MGD)	% CONTR.	YTD FY %	PROJ %	% VAR
ADDISON	2.2879	1.5793	1.5315	1.5085	1.52
ARLINGTON	43.6533	30.1325	30.3823	30.1297	0.84
BEDFORD	4.8893	3.3750	3.3897	3.3276	1.87
CARROLLTON	12.2000	8.4213	8.3575	8.5713	-2.49
CEDAR HILL	0.3214	0.2219	0.2247	0.2214	1.49
COLLEYVILLE	2.5091	1.7320	1.5608	1.4228	9.70
COPELL	3.9279	2.7113	2.6856	2.6269	2.23
DALLAS	7.8838	5.4419	5.6626	6.1077	-7.29
DFW AIRPORT	2.3313	1.6092	1.3729	1.2781	7.42
DUNCANVILLE	0.1288	0.0889	0.1306	0.1586	-17.63 *
EULESS	3.8891	2.6846	2.7579	2.9810	-7.48
FARMERS BRANCH	6.1161	4.2218	4.5622	4.6516	-1.92
FORT WORTH	1.9477	1.3444	1.3579	1.4147	-4.02
GRAND PRAIRIE	14.7878	10.2076	9.8709	10.3916	-5.01
GRAPEVINE	1.4795	1.0213	1.1528	1.2814	-10.04 *
HURST	0.1844	0.1273	0.1269	0.1303	-2.61
IRVING	28.0371	19.3531	19.1292	18.1826	5.21
KELLER	2.5628	1.7690	1.7308	1.7376	-0.39
MANSFIELD	3.2570	2.2482	2.3942	2.3355	2.51
NORTH RICHLAND HILLS	0.6415	0.4428	0.4212	0.3772	11.68 *
SOUTHLAKE	1.8351	1.2667	1.1979	1.1639	2.92
TOTALS	144.8711	100.0000	100.0000	100.0000	

* Fiscal year average deviates from the projected average by 10% or more.

11/4/02 cc: J.P.
D.G.D.
Randy

TRINITY RIVER AUTHORITY OF TEXAS
CENTRAL REGIONAL WASTEWATER SYSTEM
METERING STATION SUMMARY

ADDISON

SEPTEMBER 2002

<u>Meter I.D.</u>	<u>FLOW MGD</u>	<u>TOTAL GALLONS (X1000)</u>
13_1E	1.6117	48,350
13_2E	0.2771	8,313
13_3E	0.2118	6,355
TOTAL	2.1006	63,018

OBLIGATION SUMMARY

Y-T-D PROJECTED OBLIGATION	\$633,704.95
Y-T-D ACTUAL OBLIGATION	640,735.53
Y-T-D VARIANCE	-7,030.58

*Based upon monthly metered flows. Projected
Monthly flows and projected cost of service.

TRINITY RIVER AUTHORITY OF TEXAS
 CENTRAL REGIONAL WASTEWATER SYSTEM
 CONTRIBUTED WASTEWATER FLOW BY CONTRACTING PARTIES
 SEPTEMBER 2002

<u>CONTRACTING PARTY</u>	<u>FLOW (MGD)</u>	<u>% CONTR.</u>	<u>YTD FY %</u>	<u>PROJ %</u>	<u>% VAR</u>
ADDISON	2.1006	1.5152	1.5257	1.5085	1.14
ARLINGTON	42.1599	30.4110	30.3909	30.1297	0.87
BEDFORD	4.7184	3.4035	3.3893	3.3276	1.85
CARROLLTON	12.2000	8.8002	8.3463	8.5713	-2.62
CEDAR HILL	0.3108	0.2242	0.2252	0.2214	1.72
COLLEYVILLE	2.5162	1.8150	1.5425	1.4228	8.41
COPELL	3.8222	2.7570	2.6814	2.6269	2.08
DALLAS	6.5799	4.7463	5.6815	6.1077	-6.98
DFW AIRPORT	1.8414	1.3283	1.3481	1.2781	5.48
DUNCANVILLE	0.1015	0.0732	0.1348	0.1586	-15.00 *
EULESS	3.2327	2.3318	2.7582	2.9810	-7.47
FARMERS BRANCH	5.7143	4.1219	4.5935	4.6516	-1.25
FORT WORTH	2.6280	1.8957	1.4210	1.4147	0.45
GRAND PRAIRIE	12.3416	8.9023	9.8308	10.3916	-5.40
GRAPEVINE	1.3358	0.9635	1.1655	1.2814	-9.05
HURST	0.1702	0.1228	0.1268	0.1303	-2.70
IRVING	28.9294	20.8675	19.0957	18.1826	5.02
KELLER	2.2322	1.6102	1.7260	1.7376	-0.67
MANSFIELD	3.4160	2.4640	2.4077	2.3355	3.09
NORTH RICHLAND HILLS	0.6074	0.4381	0.4188	0.3772	11.03 *
SOUTHLAKE	1.6754	1.2085	1.1902	1.1639	2.26
TOTALS	138.6339	100.0000	100.0000	100.0000	

* Fiscal year average deviates from the projected average by 10% or more.

TRINITY RIVER AUTHORITY OF TEXAS
 CENTRAL REGIONAL WASTEWATER SYSTEM
 METERING STATION SUMMARY

ADDISON

cc: gD
 JP

AUGUST 2002

FAXED
 10/15/02
Randy

<u>Meter I. D.</u>	<u>FLOW MGD</u>	<u>TOTAL GALLONS</u> <u>(X1000)</u>
13_1E	1.6851	52,239
13_2E	0.2571	7,971
13_3E	0.2300	7,130
TOTAL	2.1723	67,341

OBLIGATION SUMMARY

Y-T-D PROJECTED OBLIGATION	\$571,168.28
Y-T-D ACTUAL OBLIGATION	578,300.39
Y-T-D VARIANCE	-7,132.11

*Based upon monthly metered flows. Projected Monthly flows and projected cost of service.

TRINITY RIVER AUTHORITY OF TEXAS
CENTRAL REGIONAL WASTEWATER SYSTEM
CONTRIBUTED WASTEWATER FLOW BY CONTRACTING PARTIES

AUGUST 2002

CONTRACTING PARTY	FLOW (MGD)	% CONTR.	YTD FY %	PROJ %	% VAR
ADDISON	2.1723	1.5390	1.5278	1.5090	1.25
ARLINGTON	42.7810	30.3098	30.4084	30.1310	0.92
BEDFORD	4.8367	3.4267	3.3900	3.3280	1.86
CARROLLTON	12.2000	8.6436	8.3047	8.5710	-3.11
CEDAR HILL	0.3112	0.2205	0.2255	0.2210	2.02
COLLEYVILLE	2.4825	1.7588	1.5152	1.4230	6.48
COPPELL	3.7818	2.6793	2.6753	2.6270	1.84
DALLAS	7.8805	5.5832	5.7825	6.1080	-5.33
DFW AIRPORT	1.7756	1.2580	1.3511	1.2780	5.72
DUNCANVILLE	0.1296	0.0918	0.1413	0.1590	-11.13 *
EULESS	3.5735	2.5318	2.8044	2.9810	-5.93
FARMERS BRANCH	5.7732	4.0902	4.6456	4.6520	-0.14
FORT WORTH	1.4284	1.0120	1.3726	1.4150	-2.99
GRAND PRAIRIE	13.6460	9.6680	9.8683	10.3920	-5.04
GRAPEVINE	1.4730	1.0436	1.1872	1.2810	-7.32
HURST	0.1780	0.1261	0.1273	0.1300	-2.09
IRVING	28.6835	20.3219	18.9241	18.1830	4.08
KELLER	2.4447	1.7321	1.7617	1.7380	1.36
MANSFIELD	3.3900	2.4018	2.4034	2.3350	2.93
NORTH RICHLAND HILLS	0.6236	0.4418	0.4171	0.3770	10.63 *
SOUTHLAKE	1.5806	1.1199	1.1666	1.1640	0.22
TOTALS	141.1456	100.0000	100.0000	100.0030	

* Fiscal year average deviates from the projected average by 10% or more.

CC: JP ✓
 JD Reid
 Cooney
 RM 11/15

TRINITY RIVER AUTHORITY OF TEXAS
 CENTRAL REGIONAL WASTEWATER SYSTEM
 METERING STATION SUMMARY

ADDISON

JULY 2002

<u>Meter I. D.</u>	<u>FLOW MGD</u>	<u>TOTAL GALLONS</u> <u>(X1000)</u>
13_1E	1.7445	54,078
13_2E	0.2691	8,341
13_3E	0.2438	7,559
TOTAL	2.2574	69,978

OBLIGATION SUMMARY

Y-T-D PROJECTED OBLIGATION	\$558,578.06
Y-T-D ACTUAL OBLIGATION	511,603.02
Y-T-D VARIANCE	46,975.04

*Based upon monthly metered flows. Projected
 Monthly flows and projected cost of service.

TRINITY RIVER AUTHORITY OF TEXAS
CENTRAL REGIONAL WASTEWATER SYSTEM
CONTRIBUTED WASTEWATER FLOW BY CONTRACTING PARTIES

JULY 2002

CONTRACTING PARTY	FLOW (MGD)	% CONTR.	YTD FY %	PROJ %	% VAR
ADDISON	2.2574	1.5861	1.5241	1.6640	-8.41
ARLINGTON	43.1056	30.2883	30.3684	28.2300	7.57
BEDFORD	4.9003	3.4432	3.3802	3.2060	5.43
CARROLLTON	12.2000	8.5724	8.2500	8.3150	-0.78
CEDAR HILL	0.3385	0.2378	0.2257	0.1680	34.35 *
COLLEYVILLE	2.4552	1.7252	1.4830	1.7450	-15.02 *
COPPELL	3.7525	2.6367	2.6706	2.5430	5.02
DALLAS	7.9845	5.6103	5.7971	5.1540	12.48 *
DFW AIRPORT	2.1680	1.5233	1.3604	1.5870	-14.28 *
DUNCANVILLE	0.1340	0.0942	0.1471	0.1370	7.41
EULESS	3.8277	2.6895	2.8334	2.8170	0.58
FARMERS BRANCH	5.8454	4.1073	4.7063	4.6040	2.22
FORT WORTH	1.4648	1.0293	1.4147	0.8710	62.42 *
GRAND PRAIRIE	14.5834	10.2470	10.0710	11.1380	-9.58
GRAPEVINE	1.4980	1.0526	1.2030	1.6350	-26.42 *
HURST	0.1779	0.1250	0.1272	0.1260	0.97
IRVING	27.5123	19.3315	18.6916	20.6160	-9.33
KELLER	2.4204	1.7007	1.7366	1.6590	4.68
MANSFIELD	3.4100	2.3960	2.3998	2.2330	7.47
NORTH RICHLAND HILLS	0.7018	0.4931	0.4134	0.3880	6.55
SOUTHLAKE	1.5803	1.1104	1.1964	1.1640	2.78
TOTALS	142.3180	100.0000	100.0000	100.0000	

* Fiscal year average deviates from the projected average by 10% or more.

TOWN OF
ADDISON

PUBLIC WORKS

To: Randy
Company: _____

From: SEP

FAX #: _____

Date: 11/15/02

No. of pages (including cover): 3

Phone: 972/450-2871
Fax: 972/450-2837

16801 Westgrove
P.O. Box 9010
Addison, TX 75001-9010

TRA

9/27/02 RAN *duy*
ce: *gp*
JD

TRINITY RIVER AUTHORITY OF TEXAS
CENTRAL REGIONAL WASTEWATER SYSTEM
METERING STATION SUMMARY

ADDISON

JUNE 2002

<u>Meter I. D.</u>	<u>FLOW MGD</u>	<u>TOTAL GALLONS</u> <u>(X1000)</u>
13_1E	1.7633	52,900
13_2E	0.2614	7,842
13_3E	0.2204	6,611
TOTAL	2.2451	67,354

OBLIGATION SUMMARY

Y-T-D PROJECTED OBLIGATION	\$487,319.13
Y-T-D ACTUAL OBLIGATION	444,268.66
Y-T-D VARIANCE	43,050.47

*Based upon monthly metered flows. Projected
Monthly flows and projected cost of service.

TRINITY RIVER AUTHORITY OF TEXAS
CENTRAL REGIONAL WASTEWATER SYSTEM
CONTRIBUTED WASTEWATER FLOW BY CONTRACTING PARTIES
JUNE 2002

<u>CONTRACTING PARTY</u>	<u>FLOW (MGD)</u>	<u>% CONTR.</u>	<u>YTD FY %</u>	<u>PROJ %</u>	<u>% VAR</u>
ADDISON	2.2451	1.5788	1.5170	1.6640	-8.83
ARLINGTON	43.3166	30.4602	30.4137	28.2300	7.74
BEDFORD	4.9631	3.4901	3.3750	3.2060	5.27
CARROLLTON	10.9863	7.7256	8.1010	8.3150	-2.57
CEDAR HILL	0.3290	0.2313	0.2233	0.1680	32.92 *
COLLEYVILLE	2.2136	1.5566	1.4504	1.7450	-16.88 *
COPPELL	3.8277	2.6916	2.6784	2.5430	5.32
DALLAS	7.8263	5.5034	5.8309	5.1540	13.13 *
DFW AIRPORT	2.2441	1.5781	1.3390	1.5870	-15.63 *
DUNCANVILLE	0.1882	0.1324	0.1548	0.1370	12.99 *
EULESS	3.7289	2.6221	2.8569	2.8170	1.42
FARMERS BRANCH	7.1807	5.0495	4.7962	4.6040	4.18
FORT WORTH	2.3894	1.6802	1.4707	0.8710	68.85 *
GRAND PRAIRIE	12.0786	8.4936	10.0575	11.1380	-9.70
GRAPEVINE	1.5231	1.0710	1.2256	1.6350	-25.04 *
HURST	0.1762	0.1239	0.1283	0.1260	1.86
IRVING	28.1417	19.7892	18.6221	20.6160	-9.67
KELLER	2.4249	1.7052	1.7437	1.6590	5.10
MANSFIELD	3.9100	2.7495	2.4030	2.2330	7.61
NORTH RICHLAND HILLS	0.6591	0.4635	0.4026	0.3880	3.76
SOUTHLAKE	1.8547	1.3042	1.2099	1.1640	3.94
TOTALS	142.2073	100.0000	100.0000	100.0000	

* Fiscal year average deviates from the projected average by 10% or more.

TRINITY RIVER AUTHORITY OF TEXAS
 CENTRAL REGIONAL WASTEWATER SYSTEM
 METERING STATION SUMMARY

ADDISON

cc:
 JP ✓
 JD ✓

MAY 2002

<u>Meter I. D.</u>	<u>FLOW MGD</u>	<u>TOTAL GALLONS</u> <u>(X1000)</u>
13_1E	1.7247	53,467
13_2E	0.2753	8,534
13_3E	0.2072	6,422
TOTAL	2.2072	68,423

OBLIGATION SUMMARY

Y-T-D PROJECTED OBLIGATION	\$418,358.87
Y-T-D ACTUAL OBLIGATION	379,165.46
Y-T-D VARIANCE	39,193.41

*Based upon monthly metered flows. Projected Monthly flows and projected cost of service.

TRINITY RIVER AUTHORITY OF TEXAS
CENTRAL REGIONAL WASTEWATER SYSTEM
CONTRIBUTED WASTEWATER FLOW BY CONTRACTING PARTIES

MAY 2002

CONTRACTING PARTY	FLOW (MGD)	% CONTR.	YTD FY %	PROJ %	% VAR
ADDISON	2.2072	1.4808	1.5081	1.6640	-9.37
ARLINGTON	46.7600	31.3708	30.7222	28.2300	8.83
BEDFORD	5.1481	3.4538	3.3588	3.2060	4.77
CARROLLTON	11.8947	7.9801	8.1651	8.3150	-1.80
CEDAR HILL	0.3306	0.2218	0.2221	0.1680	32.21 *
COLLEYVILLE	2.1869	1.4672	1.4345	1.7450	-17.80 *
COPELL	4.2927	2.8800	2.6779	2.5430	5.30
DALLAS	6.5204	4.3745	5.8862	5.1540	14.21 *
DFW AIRPORT	2.0805	1.3958	1.3020	1.5870	-17.96 *
DUNCANVILLE	0.2307	0.1548	0.1584	0.1370	15.65 *
EULESS	3.9336	2.6390	2.8957	2.8170	2.79
FARMERS BRANCH	7.7498	5.1993	4.7589	4.6040	3.37
FORT WORTH	2.0728	1.3906	1.1404	0.8710	30.93 *
GRAND PRAIRIE	14.2498	9.5600	10.2788	11.1380	-7.71
GRAPEVINE	1.6112	1.0809	1.2508	1.6350	-23.50 *
HURST	0.1807	0.1213	0.1291	0.1260	2.48
IRVING	28.7264	19.2723	18.4219	20.6160	-10.64 *
KELLER	2.1611	1.4498	1.6933	1.6590	2.06
MANSFIELD	3.5450	2.3783	2.3496	2.2330	5.22
NORTH RICHLAND HILLS	0.6918	0.4641	0.3932	0.3880	1.34
SOUTHLAKE	2.4815	1.6648	1.2532	1.1640	7.66
TOTALS	149.0557	100.0000	100.0000	100.0000	

* Fiscal year average deviates from the projected average by 10% or more.

File

cc: *JD ✓*
JP ✓
Randy ✓
4/18

TRINITY RIVER AUTHORITY OF TEXAS
CENTRAL REGIONAL WASTEWATER SYSTEM
METERING STATION SUMMARY

ADDISON

MARCH 2002

<u>Meter I. D.</u>	<u>FLOW MGD</u>	<u>TOTAL GALLONS</u> <u>(X1000)</u>
13_1E	1.7354	53,796
13_2E	0.2987	9,261
13_3E	0.2062	6,393
TOTAL	2.2403	69,450

OBLIGATION SUMMARY

Y-T-D PROJECTED OBLIGATION	\$278,139.69
Y-T-D ACTUAL OBLIGATION	254,941.66
Y-T-D VARIANCE	23,198.03

*Based upon monthly metered flows. Projected
Monthly flows and projected cost of service.

TRINITY RIVER AUTHORITY OF TEXAS
 CENTRAL REGIONAL WASTEWATER SYSTEM
 CONTRIBUTED WASTEWATER FLOW BY CONTRACTING PARTIES

MARCH 2002

CONTRACTING PARTY	FLOW(MGDD)	% CONTR.	YTD FY %	PROJ %	% VAR
ADDISON	2.2403	1.4554	1.5252	1.6640	-8.34
ARLINGTON	46.5167	30.2188	30.3224	28.2300	7.41
BEDFORD	5.0039	3.2507	3.3678	3.2060	5.05
CARROLLTON	12.2059	7.9293	8.4358	8.3150	1.45
CEDAR HILL	0.3494	0.2270	0.2234	0.1680	32.98 *
COLLEYVILLE	2.2087	1.4348	1.4409	1.7450	-17.43 *
COPELL	3.7994	2.4682	2.6178	2.5430	2.94
DALLAS	9.8730	6.4138	6.3183	5.1540	22.59 *
DFW AIRPORT	2.1996	1.4289	1.2852	1.5870	-19.02 *
DUNCANVILLE	0.2093	0.1360	0.1568	0.1370	14.47 *
EULESS	4.3469	2.8239	2.7920	2.8170	-0.89
FARMERS BRANCH	8.2442	5.3557	4.3962	4.6040	-4.51
FORT WORTH	3.0256	1.9655	1.1727	0.8710	34.64 *
GRAND PRAIRIE	17.1180	11.1204	10.2612	11.1380	-7.87
GRAPEVINE	1.8633	1.2104	1.3141	1.6350	-19.63 *
HURST	0.1947	0.1265	0.1363	0.1260	8.15
IRVING	26.2718	17.0671	18.5293	20.6160	-10.12 *
KELLER	2.5837	1.6784	1.6819	1.6590	1.38
MANSFIELD	3.2900	2.1373	2.4270	2.2330	8.69
NORTH RICHLAND HILLS	0.5649	0.3670	0.3673	0.3880	-5.33
SOUTHLAKE	1.8236	1.1847	1.2286	1.1640	5.55
TOTALS	153.9330	100.0000	100.0000	100.0000	

* Fiscal year average deviates from the projected average by 10% or more.

) TRINITY RIVER AUTHORITY OF TEXAS
CENTRAL REGIONAL WASTEWATER SYSTEM
METERING STATION SUMMARY

ADDISON

APRIL 2002

<u>Meter I. D.</u>	<u>FLOW MGD</u>	<u>TOTAL GALLONS (X1000)</u>
13_1E	1.8425	55,275
13_2E	0.3054	9,161
13_3E	0.2245	6,736
TOTAL	2.3724	71,172

OBLIGATION SUMMARY

Y-T-D PROJECTED OBLIGATION	\$347,099.94
Y-T-D ACTUAL OBLIGATION	315,918.76
Y-T-D VARIANCE	31,181.18

*Based upon monthly metered flows. Projected
Monthly flows and projected cost of service.

TRINITY RIVER AUTHORITY OF TEXAS
 CENTRAL REGIONAL WASTEWATER SYSTEM
 CONTRIBUTED WASTEWATER FLOW BY CONTRACTING PARTIES

APRIL 2002

CONTRACTING PARTY	FLOW(MGD)	% CONTR.	YTD FY %	PROJ %	% VAR
ADDISON	2.3724	1.4757	1.5145	1.6640	-8.98
ARLINGTON	48.2053	29.9853	30.2496	28.2300	7.15
BEDFORD	5.2136	3.2431	3.3408	3.2060	4.20
CARROLLTON	11.8631	7.3792	8.2075	8.3150	-1.29
CEDAR HILL	0.3508	0.2182	0.2223	0.1680	32.31 *
COLLEYVILLE	2.2236	1.3832	1.4284	1.7450	-18.14 *
COPELL	4.3542	2.7085	2.6374	2.5430	3.71
DALLAS	8.7711	5.4559	6.1319	5.1540	18.97 *
DFW AIRPORT	2.0512	1.2759	1.2832	1.5870	-19.14 *
DUNCANVILLE	0.2703	0.1681	0.1593	0.1370	16.25 *
EULESS	5.9832	3.7217	2.9929	2.8170	6.24
FARMERS BRANCH	9.1058	5.6641	4.6701	4.6040	1.44
FORT WORTH	3.7269	2.3182	1.4203	0.8710	63.06 *
GRAND PRAIRIE	17.7747	11.0564	10.4330	11.1380	-6.33
GRAPEVINE	1.9077	1.1866	1.2865	1.6350	-21.31 *
HURST	0.1785	0.1110	0.1308	0.1260	3.82
IRVING	27.7474	17.2598	18.2550	20.6160	-11.45 *
KELLER	3.1696	1.9716	1.7445	1.6590	5.15
MANSFIELD	3.2900	2.0465	2.3448	2.2330	5.01
NORTH RICHLAND HILLS	0.6754	0.4201	0.3787	0.3880	-2.39
SOUTHLAKE	1.5287	0.9509	1.1686	1.1640	0.39
TOTALS	160.7635	100.0000	100.0000	100.0000	

* Fiscal year average deviates from the projected average by 10% or more.

TRINITY RIVER AUTHORITY OF TEXAS
CENTRAL REGIONAL WASTEWATER SYSTEM
METERING STATION SUMMARY

ADDISON

FEBRUAR 2002

File
cc: JD
7/18/02
JP
Randy

TOTAL GALLONS

<u>Meter I. D.</u>	<u>FLOW MGD</u>	<u>(X1000)</u>
13_1E	1.7487	48,964
13_2E	0.3605	10,094
13_3E	0.1906	5,336
TOTAL	2.2997	64,393

OBLIGATION SUMMARY

Y-T-D PROJECTED OBLIGATION	\$225,545.99
Y-T-D ACTUAL OBLIGATION	210,283.64
Y-T-D VARIANCE	15,262.35

*Based upon monthly metered flows. Projected
Monthly flows and projected cost of service.

TRINITY RIVER AUTHORITY OF TEXAS
CENTRAL REGIONAL WASTEWATER SYSTEM
CONTRIBUTED WASTEWATER FLOW BY CONTRACTING PARTIES
FEBRUARY 2002

<u>CONTRACTING PARTY</u>	<u>FLOW(MGD)</u>	<u>% CONTR.</u>	<u>YTD FY %</u>	<u>PROJ %</u>	<u>% VAR</u>
ADDISON	2.2997	1.5593	1.5514	1.6640	-6.77
ARLINGTON	45.6446	30.9477	30.3298	28.2300	7.44
BEDFORD	4.9316	3.3437	3.4116	3.2060	6.41
CARROLLTON	12.2000	8.2718	8.6257	8.3150	3.74
CEDAR HILL	0.3448	0.2338	0.2221	0.1680	32.18 *
COLLEYVILLE	1.9244	1.3048	1.4431	1.7450	-17.30 *
COPPELL	3.9833	2.7007	2.6738	2.5430	5.14
DALLAS	10.5748	7.1699	6.2825	5.1540	21.90 *
DFW AIRPORT	1.7608	1.1939	1.2313	1.5870	-22.41 *
DUNCANVILLE	0.2519	0.1708	0.1646	0.1370	20.18 *
EULESS	4.5740	3.1013	2.7800	2.8170	-1.31
FARMERS BRANCH	6.5957	4.4720	4.0363	4.6040	-12.33 *
FORT WORTH	1.4848	1.0067	0.9069	0.8710	4.13
GRAND PRAIRIE	14.2745	9.6783	9.9389	11.1380	-10.77 *
GRAPEVINE	2.1091	1.4300	1.3529	1.6350	-17.25 *
HURST	0.1977	0.1341	0.1400	0.1260	11.07 *
IRVING	26.1766	17.7481	19.0776	20.6160	-7.46
KELLER	2.6362	1.7874	1.6832	1.6590	1.46
MANSFIELD	3.2900	2.2307	2.5356	2.2330	13.55 *
NORTH RICHLAND HILLS	0.4515	0.3061	0.3674	0.3880	-5.30
SOUTHLAKE	1.7833	1.2091	1.2450	1.1640	6.96
TOTALS	147.4892	100.0000	100.0000	100.0000	

* Fiscal year average deviates from the projected average by 10% or more.

TRINITY RIVER AUTHORITY OF TEXAS
CENTRAL REGIONAL WASTEWATER SYSTEM
METERING STATION SUMMARY

ce: JP

ADDISON

JANUARY 2002

<u>Meter I. D.</u>	<u>FLOW MGD</u>	<u>TOTAL GALLONS</u> <u>(X1000)</u>
13_1E	1.6144	50,047
13_2E	0.3252	10,082
13_3E	0.1723	5,341
TOTAL	2.1120	65,471

OBLIGATION SUMMARY

Y-T-D PROJECTED OBLIGATION	\$155,376.12
Y-T-D ACTUAL OBLIGATION	144,256.11
Y-T-D VARIANCE	11,120.02

*Based upon monthly metered flows. Projected
Monthly flows and projected cost of service.

TRINITY RIVER AUTHORITY OF TEXAS
 CENTRAL REGIONAL WASTEWATER SYSTEM
 CONTRIBUTED WASTEWATER FLOW BY CONTRACTING PARTIES
 JANUARY 2002

CONTRACTING PARTY	FLOW(MGD)	% CONTR.	YTD FY %	PROJ %	% VAR
ADDISON	2.1120	1.5321	1.5449	1.6640	-7.16
ARLINGTON	41.6133	30.1887	29.9802	28.2300	6.20
BEDFORD	4.9097	3.5618	3.4382	3.2060	7.24
CARROLLTON	12.2042	8.8536	8.7804	8.3150	5.60
CEDAR HILL	0.2977	0.2160	0.2160	0.1680	28.60 *
COLLEYVILLE	2.0301	1.4727	1.5069	1.7450	-13.64 *
COPPELL	3.6569	2.6529	2.6562	2.5430	4.45
DALLAS	8.2944	6.0173	5.8605	5.1540	13.71 *
DFW AIRPORT	1.6332	1.1848	1.2471	1.5870	-21.42 *
DUNCANVILLE	0.2291	0.1662	0.1614	0.1370	17.82 *
EULESS	3.2920	2.3882	2.6211	2.8170	-6.96
FARMERS BRANCH	5.3227	3.8614	3.8463	4.6040	-16.46 *
FORT WORTH	1.2818	0.9299	0.8862	0.8710	1.75
GRAND PRAIRIE	12.5663	9.1163	10.1494	11.1380	-8.88
GRAPEVINE	1.8405	1.3352	1.3136	1.6350	-19.66 *
HURST	0.1859	0.1349	0.1425	0.1260	13.12 *
IRVING	27.4309	19.9000	19.6672	20.6160	-4.60
KELLER	2.3227	1.6850	1.6302	1.6590	-1.73
MANSFIELD	4.3449	3.1520	2.6951	2.2330	20.69 *
NORTH RICHLAND HILL	0.5021	0.3642	0.3962	0.3880	2.11
SOUTH LAKE	1.7738	1.2868	1.2601	1.1640	8.26
TOTALS	137.8440	100.0000	100.0000	100.0000	

* Fiscal year average deviates from the projected average by 10% or more.