

Final Const Cost Est
Calculations -
Variation in Quantities

Item	Unit	Bid Quantity	Bid Price	Quan to Date	Pass Final Quantity	Quantity Difference	Increase or Decrease
129	CY	8	850-	8	11.4	+ 3.4	+ 2890-
403	LF	163	5.20	163	532	+ 369	+ 1918.80
404	LF	70	16.00	70	295	+ 225	+ 3600-
428	LF	1672	2.20	1672	2574	+ 842	+ 1852.40
432	LF	1792	0.70	1792	2514	+ 722	+ 505.4
434	LF	1462	2.20	1462	1959	+ 497	+ 1,093.40
437	EA	6	2000-	6	8	+ 2	+ 4000-
550	LF	1750	2.95	0	-1750	-1750	+ 5162.50

\$ 21,022.50

← Max anticipated additional billing from Ed Bell. could be \$ 5162.50 less (Item 550)



Back-up Copy - Signed later Final Estimate

ED BELL CONSTRUCTION COMPANY ***** MONTHLY ESTIMATE

JOB NO. 931 ESTIMATE N 22
 PROJECT ARAPAHO ROAD RECONSTRUCTION
 LOCATION ADDISON ROAD TO DALLAS NORTH TOLLWAY FROM JANUARY 1, 2000
 BID DATE JANUARY 15, 1998 TO FINAL
 ENGINEER JAMES C. PIERCE, JR., P.E.
 OWNER CITY OF ADDISON

ITEM	UNIT	BID QUANTITY	DESCRIPTION	BID PRICE	TOTAL COST	QUANTITY THIS MONTH	AMOUNT	QUANTITY TO DATE	AMOUNT
101	MO	14.00	BARRICADES SIGNS & TRAFF CTRL	5000.00	70000.00	0.00	0.00	16.50	82500.00
102	STA	37.00	PREP ROW	750.00	27750.00	0.00	0.00	37.00	27750.00
103	SY	12764.00	REM & DISP OF EX CONC PAVE	7.50	95730.00	0.00	0.00	12827.00	96202.50
104	SF	9683.00	REM & DISP OF EX CONC SW	1.00	9683.00	0.00	0.00	9710.00	9710.00
105	CY*	13127.00	UNCLASS EXCAVATION (SCRAPER)	5.00	65635.00	0.00	0.00	13127.00	65635.00
106	SY*	29432.00	10in REINF CONC PAVE 650#FLEX	29.65	872658.80	0.00	0.00	30738.00	911381.70
107	SY*	1709.00	6in REINF CONC PAVE 650# FLEX	24.00	41016.00	0.00	0.00	1805.00	43320.00
108	SY	32509.00	6in LIME STAB INCL PROOFROLLIN	1.50	48763.50	0.00	0.00	32797.00	49195.50
109	TN	488.00	HYDRATED LIME (30 #/SY)	100.00	48800.00	0.00	0.00	500.91	50091.00
110	LF	13296.00	6in INTEGRAL CONC CURB 650# FLE	1.50	19944.00	0.00	0.00	13335.00	20002.50
111	EA	15.00	MONO MEDIAN NOSE 650# FLEX	600.00	9000.00	1.00	600.00	16.00	9600.00
112	SY	85.00	REINF CONC ISLAND 650# FLEX	35.00	2975.00	0.00	0.00	101.00	3535.00
113	SF	2812.00	4in REINF CONC SW 3000#	2.45	6889.40	0.00	0.00	5282.00	12940.90
114	SY	1700.00	6in HMAC TY A DETOURS	15.00	25500.00	0.00	0.00	1322.00	19830.00
115	LF	207.00	REINF CONC ST HEADER 650# FLEX	8.00	1656.00	0.00	0.00	207.00	1656.00
116	EA	980.00	4in DIA REFLECT PAVE MARKER TY	5.00	4900.00	0.00	0.00	698.00	3490.00
117	EA	32.00	4in DIA REFLECT PAVE MARKER TY	6.00	192.00	0.00	0.00	86.00	516.00
118	EA	311.00	6in X 6in REFLECT JIGGLE BARS WH	13.00	4043.00	33.00	429.00	428.00	5564.00
119	EA	246.00	6in 2 WAY DUAL REFLECT PAVE MA	30.00	7380.00	0.00	0.00	0.00	0.00
120	EA	17.00	4in SQ REFLECT FIRE HYDRANT MA	10.00	170.00	3.00	30.00	17.00	170.00
121	LF	575.00	24in WIDE WHITE THERMOPLASTIC	7.00	4025.00	0.00	0.00	481.00	3367.00
122	EA	26.00	THERMOPLASTIC ADVISORY MARK	250.00	6500.00	0.00	0.00	35.00	8750.00
123	LF	400.00	4in WIDE TEMP LANE STRIPE	0.75	300.00	0.00	0.00	0.00	0.00
124	LF	3700.00	2in DIA PVC SCH 40 ST LIGHT COND	3.50	12950.00	0.00	0.00	3793.00	13275.50
125	EA	20.00	ST LIGHT FOUNDATION	420.00	8400.00	0.00	0.00	20.00	8400.00
126	EA	18.00	ST LIGHT PULL BOX	250.00	4500.00	0.00	0.00	22.00	5500.00
127	CY	6200.00	EXCAVA, REM & DISP OF MISC FILL	5.00	31000.00	0.00	0.00	6200.00	31000.00
128	LF	65.00	6in X 12in 3000# REINF CONC BAND	15.00	975.00	0.00	0.00	65.00	975.00
129	CY	8.00	3600# REINF CONC COMBO RET WA	850.00	6800.00	3.14	2689.00	11.14	9469.00
130	SF	3300.00	3600# REINF CONC RET WALL	37.50	123750.00	0.00	0.00	3300.00	123750.00

STORM SEWER SCHEDULE

201	LF	46.00	15in DIA PVC SDR 35 PIPE	120.00	5520.00	0.00	0.00	46.00	5520.00
202	LF	34.00	CL III RCP 15in	41.00	1394.00	0.00	0.00	34.00	1394.00
203	LF	727.00	CL III RCP 18in	48.00	34896.00	0.00	0.00	733.00	35184.00
204	LF	156.00	CL III RCP 21in	51.00	7956.00	0.00	0.00	147.00	7497.00
205	LF	775.00	CL III RCP 24in	56.00	43400.00	0.00	0.00	775.00	43400.00
206	LF*	529.00	CL III RCP 36in	91.00	48139.00	0.00	0.00	530.00	48230.00
207	LF*	465.00	CL III RCP 39in	105.00	48825.00	0.00	0.00	465.00	48825.00
208	LF	162.00	CL III RCP 42in	110.00	17820.00	0.00	0.00	162.00	17820.00
209	EA	0.00	TY A MANHOLE	4000.00	0.00	0.00	0.00	0.00	0.00
210	EA	3.00	TY B MANHOLE	4500.00	13500.00	0.00	0.00	3.00	13500.00
211	EA	1.00	DBL TY B HEADWALL 42in	2500.00	2500.00	0.00	0.00	1.00	2500.00
212	SY	290.00	2in STONE RIP RAP TY A DRY	20.00	5800.00	0.00	0.00	424.00	8480.00
213	SY	156.00	SOLID SOD BERMUDA GRASS, WTR	6.00	936.00	0.00	0.00	0.00	0.00
214	SY	1435.00	HYDROMULCH BERMUDA GRASS,	3.50	5022.50	1406.45	4922.58	5191.45	18170.08
215	EA	1.00	6' STD CURB INLET	1800.00	1800.00	0.00	0.00	1.00	1800.00
216	EA	1.00	14' STD CURB INLET	3000.00	3000.00	0.00	0.00	1.00	3000.00
217	EA	2.00	6' RECESS INLET	2000.00	4000.00	0.00	0.00	3.00	6000.00
218	EA	1.00	8' RECESS INLET	2100.00	2100.00	0.00	0.00	1.00	2100.00
219	EA	17.00	10' RECESS INLET	2400.00	40800.00	0.00	0.00	17.00	40800.00
220	EA	2.00	12' RECESS INLET	2700.00	5400.00	0.00	0.00	2.00	5400.00
221	EA	4.00	14' RECESS INLET	3300.00	13200.00	0.00	0.00	4.00	13200.00
222	EA	1.00	4' X 4' TY Y INLET	1600.00	1600.00	0.00	0.00	1.00	1600.00
223	LF	632.00	REM & DISP OF EX REINF CONC PIP	9.00	5688.00	0.00	0.00	632.00	5688.00
224	EA	11.00	REM & DISP OF EX INLET	500.00	5500.00	0.00	0.00	11.00	5500.00
225	CY	1545.00	UNCLASS CHANNEL EXCAVA	7.00	10815.00	0.00	0.00	1545.00	10815.00
226	LS	1.00	TRENCH SAFETY DESIGN (ALL UTILI	1000.00	1000.00	0.00	0.00	1.00	1000.00
227	LF	2894.00	TRENCH SAFETY PROTECTION (DR	1.10	3183.40	0.00	0.00	2894.00	3183.40
228	EA	29.00	INLET PROTECT	50.00	1450.00	0.00	0.00	29.00	1450.00
229	LF	125.00	STRAW BALE DIKE	3.00	375.00	0.00	0.00	0.00	0.00
230	LF	20.00	ROCK BERM	25.00	500.00	0.00	0.00	0.00	0.00
231	LF	1050.00	SILT FENCE	1.50	1575.00	0.00	0.00	1050.00	1575.00
232	EA	4.00	STAB CONST ENTR	1000.00	4000.00	0.00	0.00	2.00	2000.00

UTILITY SCHEDULE

301	LF	20.00	4in PVC DR18 CL 150 WTR PIPE	20.00	400.00	0.00	0.00	20.00	400.00
302	LF	218.00	6in PVC DR18 CL 150 WTR PIPE	25.00	5450.00	0.00	0.00	175.00	4375.00
303	LF	1220.00	8in PVC DR18 CL 150 WTR PIPE	35.00	42700.00	0.00	0.00	1296.00	45360.00
304	EA	1.00	GATE VALVE 4in	400.00	400.00	0.00	0.00	1.00	400.00

305	EA	7.00	GATE VALVE 6in	500.00	3500.00	0.00	0.00	7.00	3500.00
306	EA	8.00	GATE VALVE 6in	700.00	5600.00	0.00	0.00	8.00	5600.00
307	EA	14.00	FIRE HYDRANT	2000.00	28000.00	0.00	0.00	13.00	26000.00
308	LF	40.00	CONC ENCASE	25.00	1000.00	0.00	0.00	40.00	1000.00
309	EA	1.00	TAPP SLEEVE & VALVE 8in X 6in	2000.00	2000.00	0.00	0.00	1.00	2000.00
310	EA	2.00	TAPP SLEEVE & VALVE 24in X 8in	4000.00	8000.00	0.00	0.00	2.00	8000.00
311	EA	1.00	TAPP SLEEVE & VALVE 12in X 6in	3000.00	3000.00	0.00	0.00	1.00	3000.00
312	EA	1.00	6in WTR METER/VAULT & BACKFLO	20000.00	20000.00	0.00	0.00	1.00	20000.00
313	EA	2.00	1in OR 1 1/2in WTR METER BOX & B	2000.00	4000.00	0.00	0.00	2.00	4000.00
314	EA	5.00	ADJ EX WTR VALVE COVER & STAC	125.00	625.00	0.00	0.00	5.00	625.00
315	EA	2.00	ADJ EX WTR METER BOX	125.00	250.00	0.00	0.00	2.00	250.00
316	EA	3.00	RECONNECT EX SERV	1000.00	3000.00	0.00	0.00	3.00	3000.00
317	EA	5.00	CONNECT TO EX WTR SERV	1200.00	6000.00	0.00	0.00	5.00	6000.00
318	LF	1458.00	TRENCH SAFETY (WATER)	1.20	1749.60	0.00	0.00	1491.00	1789.20
319	LS	1.00	PERFORM WTR TEST	1500.00	1500.00	0.00	0.00	1.00	1500.00
320	LF	497.00	SDR35 WWTR PIPE PVC 8in	50.00	24650.00	0.00	0.00	497.00	24650.00
321	EA	1.00	4' DIA MH	2000.00	2000.00	0.00	0.00	1.00	2000.00
322	EA	2.00	CONNECT TO EX MH	1200.00	2400.00	0.00	0.00	2.00	2400.00
323	EA	4.00	ADJ MH TOP	500.00	2000.00	0.00	0.00	5.00	2500.00
324	LF	20.00	CONC ENCASE	35.00	700.00	0.00	0.00	20.00	700.00
325	LF	497.00	TRENCH SAFETY (SANITARY SEWE	1.20	596.40	0.00	0.00	497.00	596.40
326	LF	497.00	TV INSPECT OF WWTR MAIN	1.20	596.40	0.00	0.00	497.00	596.40
327	LS	1.00	PERFORM WWTR LINE & MH TEST	500.00	500.00	0.00	0.00	1.00	500.00
328	EA	2.00	2in IRRIGATION TAP, VALVE, VALVE	2500.00	5000.00	0.00	0.00	3.00	7500.00

ELECTRICAL SCHEDULE

401	LF	3141.00	SCH 40 PVC ELECT CONDUIT 2in	3.10	9737.10	0.00	0.00	3575.00	11082.50
402	LF	739.00	SCH 40 PVC ELECT CONDUIT 3in	5.00	3695.00	0.00	0.00	890.00	3450.00
403	LF	163.00	SCH 40 PVC ELECT CONDUIT 4in	5.20	847.60	369.00	1918.80	532.00	2766.40
404	LF	70.00	SCH 40 PVC ELECT CONDUIT 4in BO	16.00	1120.00	232.00	3712.00	302.00	4832.00
405	LF	1070.00	2 CONDUCT #6 XHHW ELECT WIRE	1.10	1177.00	0.00	0.00	1070.00	1177.00
406	LF	1891.00	#6 BARE ELECT WIRE	0.60	1134.60	0.00	0.00	1891.00	1134.60
407	EA	28.00	TY A PULL BOX	350.00	9800.00	0.00	0.00	25.00	8750.00
408	EA	3.00	TY C PULL BOX	400.00	1200.00	0.00	0.00	4.00	1600.00
409	LS	3.00	ELECT SERV CONNECT	850.00	2550.00	0.00	0.00	3.00	2550.00
410	EA	10.00	TRAFF SIGN R10-12 MAST ARM MO	85.00	850.00	1.00	85.00	11.00	935.00
411	EA	2.00	TRAFF SIGN R3-8 MAST ARM MOUN	110.00	220.00	0.00	0.00	2.00	220.00
412	EA	7.00	TRAFF SIGN R3-4	110.00	770.00	0.00	0.00	7.00	770.00
413	EA	8.00	SIG POLE CONC FOUNDATION TY 3	1000.00	8000.00	0.00	0.00	8.00	8000.00
414	EA	4.00	SIG POLE CONC FOUNDATION TY 3	1200.00	4800.00	0.00	0.00	4.00	4800.00
415	EA	3.00	CONTROLLER CABINET FOUNDATI	800.00	2400.00	0.00	0.00	3.00	2400.00
418	EA	4.00	30in T BASE POLE W/32' MAST ARM	3800.00	15200.00	0.00	0.00	4.00	15200.00
417	EA	4.00	30in T BASE POLE W/36' MAST ARM	4400.00	17600.00	0.00	0.00	4.00	17600.00
418	EA	2.00	30in T BASE POLE W/40' MAST ARM	5000.00	10000.00	0.00	0.00	2.00	10000.00
419	EA	1.00	30in T BASE POLE W/44' MAST ARM	5200.00	5200.00	0.00	0.00	1.00	5200.00
420	EA	18.00	12in 3 SEC SIG HEAD TY V3	300.00	5400.00	2.00	800.00	20.00	6000.00
421	EA	12.00	12in 4 SEC SIG HEAD TY VLT	800.00	9600.00	0.00	0.00	12.00	9600.00
422	EA	10.00	12in 4 SEC SIGN HEAD TY V4RT	800.00	8000.00	1.00	800.00	11.00	8800.00
423	EA	18.00	VACUUM FORM BACKPLATE 3 SEC	50.00	900.00	2.00	100.00	20.00	1000.00
424	EA	22.00	VACUUM FORM BACKPLATE 4 SEC	55.00	1210.00	1.00	55.00	23.00	1265.00
425	EA	18.00	3 SEC ASTRO BRAC W/29in BANDS	85.00	1530.00	2.00	170.00	20.00	1700.00
426	EA	22.00	4 SEC ASTON BRAC W/29in BANDS	90.00	1980.00	1.00	90.00	23.00	2070.00
427	EA	22.00	PED SIG HEAD W/MOUNTING HDWR	300.00	8600.00	2.00	600.00	24.00	7200.00
428	LF	1672.00	BELDEN 8281 COAX CABLE	2.20	3678.40	842.00	1852.40	2514.00	5530.80
429	LF	1843.00	4 CNDR OPTICOM CABLE	1.10	2027.30	0.00	0.00	1843.00	2027.30
430	LF	1038.00	5 CONDUCT SIG CABLE #12 AWG	1.10	1141.80	0.00	0.00	1038.00	1141.80
431	LF	862.00	7 CONDUCT SIG CABLE #12 AWG	1.25	1077.50	0.00	0.00	862.00	1077.50
432	LF	1792.00	3 CONDUCT SIG CABLE #14 AWG	0.70	1254.40	0.00	0.00	1792.00	1254.40
433	LF	699.00	5 CONDUCT SIG CABLE #12 AWG	1.10	768.90	0.00	0.00	699.00	768.90
434	LF	1462.00	16 CONDUCT SIG CABLE #12 AWG	2.20	3216.40	0.00	0.00	1462.00	3216.40
435	EA	22.00	PED PUSH BUTTON & T10 4B SIGN	110.00	2420.00	2.00	220.00	24.00	2640.00
436	EA	11.00	OPTICOM DIRECT SENSORS	600.00	6600.00	0.00	0.00	11.00	6600.00
437	EA	6.00	OPTICOM DISCRIMINATOR MODULE	2000.00	12000.00	0.00	0.00	6.00	12000.00
438	EA	0.00	INSTALL PORT PER INTERFACE UPL	3500.00	0.00	0.00	0.00	0.00	0.00
439	EA	0.00	FURNISH PORT PER INTERFACE UP	15000.00	0.00	0.00	0.00	0.00	0.00
440	EA	3.00	8 PH NEMA TS-2 TY 1 CTROL ASSY	35000.00	105000.00	0.00	0.00	3.00	105000.00
441	EA	11.00	VIDEO CAMERA W/MOUNT HDWR	2800.00	30800.00	1.00	2800.00	12.00	33600.00
442	EA	0.00	TV MONITOR FURN	1000.00	0.00	0.00	0.00	0.00	0.00
443	EA	0.00	TV MONITOR INSTL	500.00	0.00	0.00	0.00	0.00	0.00
444	EA	2.00	CONNECT TO EX RR CTRL	1000.00	2000.00	0.00	0.00	2.00	2000.00
445	LS	1.00	ADJ OF CITY TRAFF SIGS AT INTER	15000.00	15000.00	0.00	0.00	0.00	0.00
446	EA	1.00	CONTROLLER CABINET ASSY (BRO	17000.00	17000.00	0.00	0.00	1.00	17000.00
447	EA	1.00	VIDEO TRACKING UNIT	20000.00	20000.00	0.00	0.00	1.00	20000.00
448	EA	1.00	62 PIN I/O CABLE	300.00	300.00	0.00	0.00	1.00	300.00
449	EA	1.00	CAMERA INTERFACE PANEL (6 CAM	600.00	800.00	0.00	0.00	1.00	600.00
450	EA	1.00	BNC CONNECTOR	5.00	5.00	0.00	0.00	1.00	5.00
451	EA	1.00	POWER CONDITIONER FOR VTU	300.00	300.00	0.00	0.00	1.00	300.00
452	EA	2.00	UNDERGROUND SVC, PEDESTAL, A	1200.00	2400.00	0.00	0.00	2.00	2400.00

LANDSCAPE SCHEDULE

501	SF*	3950.00	BRICK PAVERS ON ASPH BASE ON	10.50	41475.00	0.00	0.00	3950.00	41475.00
502	SF	9800.00	CONC PAVING (SANDBLAST)(ARAP	7.00	68600.00	0.00	0.00	9800.00	68600.00

503	SF	3490.00	CONC CROSSWALKS W/SANDBLAS	6.25	21812.50	0.00	0.00	3490.00	21812.50	
504	SF*	4000.00	QUORUM DR/BRICK ON 4in CONC S	8.50	34000.00	0.00	0.00	4000.00	34000.00	
505	SF*	8763.00	DBL ROW BRICK BAND ON CONCRE	9.00	78867.00	0.00	0.00	8733.29	78599.61	
506	SF	44288.00	SPECIAL SW CONC DIAG PATTERN/	4.75	210368.00	0.00	0.00	44288.00	210368.00	
507	LF*	9780.00	1/4in FIBROUS EXPAND JOINT W/BA	3.10	30318.00	0.00	0.00	9780.00	30318.00	
508	LF	385.00	1 FT WIDE CONCRETE MEDIAN/PAV	10.00	3850.00	0.00	0.00	458.00	4580.00	
509	EA	77.00	BEGA LIGHT FIXTURES & POLES IN	3000.00	231000.00	3.00	9000.00	77.00	231000.00	
510	LF	3500.00	3/4in SCH 40 PVC ELECTR CONDT	2.80	9800.00	0.00	0.00	2292.00	6417.60	
511	LF	4000.00	1in SCH 40 PVC ELECT CONDT	2.95	11800.00	0.00	0.00	3692.00	10891.40	
512	LF	1200.00	2in SCH 40 PVC CONDT SLEEVES	3.00	3600.00	0.00	0.00	1646.00	4938.00	
513	LF	4000.00	#6 AWG ELECT SERVICE	1.00	4000.00	0.00	0.00	4092.00	4092.00	
514	LF	10000.00	#8 AWG ELECTR WIRE	0.50	5000.00	0.00	0.00	12449.00	6224.50	
515	LF	2800.00	#10 AWG ELECTR WIRE	0.45	1260.00	0.00	0.00	1715.00	771.75	
516	EA	12.00	CAST IRON ELECT JCT BOX	600.00	7200.00	0.00	0.00	0.00	0.00	
517	EA	113.00	60" TREE GRATE W/CONC EDGE & B	1900.00	214700.00	0.00	0.00	109.00	207100.00	
518	EA	16.00	BOLLARD W/LIGHT FIXTURE	2900.00	46400.00	0.00	0.00	16.00	46400.00	
519	LF	700.00	4in PERF SCH 40 PVC FRENCH DRAI	17.00	11900.00	0.00	0.00	984.00	16728.00	
520	LF	4500.00	NON-PERF PVC PIPE CONNECTED T	15.00	67500.00	0.00	0.00	3355.00	50325.00	
521	EA	125.00	100 GAL 4in RED OAK	1000.00	125000.00	0.00	0.00	124.00	124000.00	
522	EA	132.00	12 FT FOSTER HOLLY	1000.00	132000.00	0.00	0.00	132.00	132000.00	
523	SF	504.00	ASIAN JASMINE 4in POTS, QUORUM	2.00	1008.00	0.00	0.00	504.00	1008.00	
524	SF	21862.00	BERMUDA SOD (TEX TURF 10)	0.50	10931.00	0.00	0.00	21157.00	10578.50	
525	SF	2275.00	ASIAN JASMINE 4in POTS, MEDIANS	2.00	4550.00	0.00	0.00	2275.00	4550.00	
526	EA	2.00	2in HERSEY WATER METERS W/TAP	2000.00	4000.00	0.00	0.00	2.00	4000.00	
527	EA	2.00	2in FEBCO 805-Y DBL CHECK VALVE	1000.00	2000.00	0.00	0.00	2.00	2000.00	
528	EA	1.00	RAINMASTER DX-2 STAINLESS STE	16500.00	16500.00	0.00	0.00	1.00	16500.00	
529	LS	1.00	ELECTRICAL SERVICE CONNECTIO	1500.00	1500.00	0.00	0.00	1.00	1500.00	
530	EA	214.00	RAIN-BIRD 1402 PRESS COMP BUBB	5.00	1070.00	0.00	0.00	214.00	1070.00	
531	EA	318.00	TORO 57DZ-40 TURF HEADS IN MED	6.00	1908.00	0.00	0.00	453.00	2718.00	
532	EA	227.00	TORO 570 MPR NOZZLES W/HARDIE	13.00	2951.00	0.00	0.00	227.00	2951.00	
533	LF	1160.00	4in SCH 40 PVC SLEEVES	5.10	5916.00	0.00	0.00	1160.00	5916.00	
534	LF	5260.00	2 1/2in SCH 40 PVC SLEEVES (TREE	3.10	16306.00	0.00	0.00	5260.00	16306.00	
535	EA	3.00	WEATHERMATIC 11000 SERIES 1 R	100.00	300.00	0.00	0.00	9.00	900.00	
536	EA	7.00	WEATHERMATIC 11000 SERIES 1 1/	150.00	1050.00	0.00	0.00	11.00	1650.00	
537	EA	8.00	WEATHERMATIC 11000 SERIES 2in	200.00	1600.00	0.00	0.00	9.00	1800.00	
538	LF	18100.00	ELECTRICAL VALVE WIRING 14 GA	0.10	1810.00	0.00	0.00	29100.00	2910.00	
539	LF	350.00	2.5in SCH 40 PVC MAIN LINE	3.30	1155.00	0.00	0.00	1070.00	3531.00	
540	EA	18.00	SPEARS 2in BALL VALVES	50.00	900.00	0.00	0.00	18.00	900.00	
541	EA	4.00	BUCKNER 30A QCV W/VALVE BOX	200.00	800.00	0.00	0.00	10.00	2000.00	
542	LF	80.00	2.5in CLASS 200 PVC PIPE	3.50	280.00	0.00	0.00	80.00	280.00	
543	LF	1120.00	2in CLASS 200 PVC PIPE	2.20	2464.00	0.00	0.00	1160.00	2552.00	
544	LF	1360.00	1 1/2in PVC PIPE	2.00	2720.00	0.00	0.00	1440.00	2880.00	
545	LF	3220.00	1 1/4in PVC PIPE	1.80	5796.00	0.00	0.00	3340.00	6012.00	
546	LF	4000.00	1in PVC PIPE	1.70	6800.00	0.00	0.00	4440.00	7548.00	
547	LF	3400.00	3/4in PVC PIPE	1.80	5440.00	0.00	0.00	4680.00	7488.00	
548	EA	109.00	60" TREE GRATE, R-8838-A (DEDUCT	(300.00)	(32,700.00)	0.00	0.00	109.00	(32,700.00)	
550	LF	1750.00	3/4" PVC CONDUIT TO TREE WELLS	2.95	5162.50	-1625.00	-4793.75	0.00	0.00	
Change Order #1										
	CY	560.00	REM/REPL PEA GRAVEL	9.58	5364.80	0.00	0.00	560.00	5364.80	
Change Order #2										
	LS	1.00	ABANDON EXISTING WATER SERVIC	490.00	490.00	0.00	0.00	1.00	490.00	
	LS	1.00	EXPLORATION AT ADDISON/ARAPAH	1255.00	1255.00	0.00	0.00	1.00	1255.00	
	LS	1.00	CONNECT SWB ROOF DRAINS	700.00	700.00	0.00	0.00	1.00	700.00	
Change Order #3										
	LS	1.00	ORANGE CONSTRUCTION FENCE	952.84	952.84	0.00	0.00	1.00	952.84	
	LS	1.00	LOWER IRRIGATION CONDUIT	6061.72	6061.72	0.00	0.00	1.00	6061.72	
Change Order #4										
	551	LF	6000.00	INSTALL/REM TEMP BUTTONS	1.55	9300.00	0.00	0.00	3106.00	4814.30
Change Order #5										
	552	LS	1.00	CONVERT EXISTING INLET TO MANH	3700.00	3700.00	0.00	0.00	1.00	3700.00
	553	CY	31.00	ADDITIONAL COST FOR CL K CONC	120.00	3720.00	0.00	0.00	30.00	3600.00
	LS	1.00	RELOCATE HYDRANT ON QUORUM	2000.00	2000.00	0.00	0.00	1.00	2000.00	
Change Order #6										
	554	EA	1.00	30in T BASE POLE W/48' MAST ARM	7800.00	7800.00	0.00	0.00	1.00	7800.00
Change Order #7										
	EA	18.00	65 GAL SHUMARD RED OAK (3.5"-4")	780.00	14040.00	0.00	0.00	18.00	14040.00	
Change Order #8										


555 EA 32.00 REPLACE BALLAST & LAMPS (13 W) 170.00 5440.00 32.00 5440.00 32.00 5440.00

Change Order #9

EA	0.00	CREDIT FOR BEGA BASE NOT INSTA	-300.00	0.00	3.00	-900.00	3.00	-900.00
LF	98.00	ELIM EXISTING 24" STRIPE	3.45	338.10	98.00	338.10	98.00	338.10
EA	8.00	ELIM EXISTING ARROW	35.00	280.00	8.00	280.00	8.00	280.00
LF	487.00	ELIM EXISTING 6" STRIPE	1.15	560.05	487.00	560.05	487.00	560.05
LF	826.00	8" WHITE THERMO (SLD)	2.50	2065.00	826.00	2065.00	826.00	2065.00
LF	278.00	4" YELLOW THERMO (SLD)	1.25	347.50	278.00	347.50	278.00	347.50
SF	4898.00	EXTRA COST OF PINE HALL PAVERS	1.85	9061.30	4898.00	9061.30	4898.00	9061.30
LS	0.00	RECONSTRUCT MILLENIUUM DRIVEW	6470.10	0.00	0.00	0.00	0.00	0.00
LS	0.00	MATERIAL ON HAND, UTILITIES	1.00	0.00	0.00	0.00	0.00	0.00
LS	0.00	MATERIAL ON HAND, LANDSCAPE	78.95	0.00	0.00	0.00	0.00	0.00
LS	0.00	MATERIAL ON HAND, TREE GRATES	480.35	0.00	0.00	0.00	0.00	0.00
LS	0.00	MATERIAL ON HAND, SIGNAL ITEMS	1.00	0.00	0.00	0.00	0.00	0.00
LS	0.00	MATERIAL ON HAND, SIGNAL POLES	3292.27	0.00	0.00	0.00	0.00	0.00
LS	0.00	MATERIAL ON HAND, BEGA POLES	1658.60	0.00	0.00	0.00	0.00	0.00
LS	0.00	MATERIAL ON HAND, SIGNAL HARD	1.00	0.00	0.00	0.00	0.00	0.00
LS	0.00	MATERIAL ON HAND, BRICK PAVERS	1.00	0.00	0.00	0.00	0.00	0.00
LS	0.00	MATERIAL ON HAND, VIDEO EQUIPM	1.00	0.00	0.00	0.00	0.00	0.00

3,944,653.31	MONTH	43,051.98	TO DATE	3,984,675.15
	DEDUCTIONS	0.00	DEDUCTIONS	0.00
	SUB TOTAL	43,051.98	SUB TOTAL	3,984,675.15
	RETAINAGE		RETAINAGE	
	0%	0.00	0%	0.00
	SUB TOTAL	43,051.98	PREV PAY	3,744,542.01
			AMT DUE	240,133.14

I certify that this monthly estimate is a true representation of the work performed on this contract.


Ed Bell Construction Company


26 Sep 01
Date

Reviewed By:


Town of Addison Public Works Inspector

9/27/01
Date

Approved By:


Town of Addison Assistant City Engineer

9/27/01
Date

Est of final const cost 1-20-00

ED BELL CONSTRUCTION COMPANY ***** MONTHLY ESTIMATE
 JOB NO. 931
 PROJECT ARAPAHO ROAD RECONSTRUCTION
 LOCATION ADDISON ROAD TO DALLAS NORTH TOLLWAY
 BID DATE JANUARY 15, 1998
 ENGINEER JAMES C. PIERCE, JR., P.E.
 OWNER CITY OF ADDISON

ESTIMATE N 21
 FROM DECEMBER 1, 1999
 TO DECEMBER 31, 1999

ITEM	UNIT	BID QUANTITY	DESCRIPTION	BID PRICE	TOTAL COST	QUANTITY THIS MONTH	AMOUNT	QUANTITY TO DATE	AMOUNT
101	MO	14.00	BARRICADES SIGNS & TRAFF CTRL	5000.00	70000.00	0.00	0.00	16.50	82500.00 ✓
102	STA	37.00	PREP ROW	750.00	27750.00	0.00	0.00	37.00	27750.00 ✓
103	SY	12764.00	REM & DISP OF EX CONC PAVE	7.50	95730.00	0.00	0.00	12827.00	96202.50 ✓
104	SF	9683.00	REM & DISP OF EX CONC SW	1.00	9683.00	0.00	0.00	9710.00	9710.00 ✓
105	CY*	13127.00	UNCLASS EXCAVATION (SCRAPER)	5.00	65635.00	0.00	0.00	13127.00	65635.00 ✓
106	SY*	29432.00	10in REINF CONC PAVE 650#FLEX	29.65	872658.80	0.00	0.00	30738.00	911381.70 ✓
107	SY*	1709.00	6in REINF CONC PAVE 650# FLEX	24.00	41018.00	0.00	0.00	1805.00	43320.00 ✓
108	SY	32509.00	6in LIME STAB INCL PROOFROLLIN	1.50	48763.50	0.00	0.00	32797.00	49195.50 ✓
109	TN	488.00	HYDRATED LIME (30 #/SY)	100.00	48800.00	0.00	0.00	500.91	50091.00 ✓
110	LF	13296.00	6in INTEGRAL CONC CURB 650# FLE	1.50	19944.00	0.00	0.00	13335.00	20002.50 ✓
111	EA	15.00	MONO MEDIAN NOSE 650# FLEX	600.00	9000.00	0.00	0.00	15.00	9000.00 ✓
112	SY	85.00	REINF CONC ISLAND 650# FLEX	35.00	2975.00	0.00	0.00	101.00	3535.00 ✓
113	SF	2812.00	4in REINF CONC SW 3000#	2.45	6889.40	0.00	0.00	5282.00	12940.90 ✓
114	SY	1700.00	6in HMAC TY A DETOURS	15.00	25500.00	0.00	0.00	1322.00	19830.00 ✓
115	LF	207.00	REINF CONC ST HEADER 850# FLEX	8.00	1656.00	0.00	0.00	207.00	1656.00 ✓
116	EA	980.00	4in DIA REFLECT PAVE MARKER TY	5.00	4900.00	698.00	3490.00	698.00	3490.00 ✓
117	EA	32.00	4in DIA REFLECT PAVE MARKER TY	6.00	192.00	86.00	516.00	86.00	516.00 ✓
118	EA	311.00	6in X 6in REFLECT JIGGLE BARS WH	13.00	4043.00	395.00	5135.00	395.00	5135.00 ✓
119	EA	246.00	8in 2 WAY DUAL REFLECT PAVE MA	30.00	7380.00	0.00	0.00	0.00	0.00 ✓
120	EA	17.00	4in SQ REFLECT FIRE HYDRANT MA	10.00	170.00	14.00	140.00	14.00	140.00 ✓
121	LF	575.00	24in WIDE WHITE THERMOPLASTIC	7.00	4025.00	481.00	3367.00	481.00	3367.00 ✓
122	EA	26.00	THERMOPLASTIC ADVISORY MARK	250.00	6500.00	35.00	8750.00	35.00	8750.00 ✓
123	LF	400.00	4in WIDE TEMP LANE STRIPE	0.75	300.00	0.00	0.00	0.00	0.00 ✓
124	LF	3700.00	2in DIA PVC SCH 40 ST LIGHT COND	3.50	12950.00	0.00	0.00	3793.00	13275.50 ✓
125	EA	20.00	ST LIGHT FOUNDATION	420.00	8400.00	0.00	0.00	20.00	8400.00 ✓
126	EA	18.00	ST LIGHT PULL BOX	250.00	4500.00	1.00	250.00	22.00	5500.00 ✓
127	CY	6200.00	EXCAVA, REM & DISP OF MISC FILL	5.00	31000.00	0.00	0.00	6200.00	31000.00 ✓
128	LF	65.00	6in X 12in 3000# REINF CONC BAND	15.00	975.00	0.00	0.00	65.00	975.00 ✓
129	CY	8.00	3600# REINF CONC COMBO RET WA	850.00	6800.00	0.00	0.00	11,480.00	6800.00 ✓
130	SF	3300.00	3600# REINF CONC RET WALL	37.50	123750.00	0.00	0.00	3300.00	123750.00 ✓

STORM SEWER SCHEDULE

201	LF	46.00	15in DIA PVC SDR 35 PIPE	120.00	5520.00	0.00	0.00	46.00	5520.00 ✓
202	LF	34.00	CL III RCP 15in	41.00	1394.00	0.00	0.00	34.00	1394.00 ✓
203	LF	727.00	CL III RCP 18in	48.00	34896.00	0.00	0.00	733.00	35184.00 ✓
204	LF	156.00	CL III RCP 21in	51.00	7956.00	0.00	0.00	147.00	7497.00 ✓
205	LF	775.00	CL III RCP 24in	56.00	43400.00	0.00	0.00	775.00	43400.00 ✓
206	LF*	529.00	CL III RCP 36in	91.00	48139.00	0.00	0.00	530.00	48230.00 ✓
207	LF*	465.00	CL III RCP 39in	105.00	48825.00	0.00	0.00	465.00	48825.00 ✓
208	LF	162.00	CL III RCP 42in	110.00	17820.00	0.00	0.00	162.00	17820.00 ✓
209	EA	0.00	TY A MANHOLE	4000.00	0.00	0.00	0.00	0.00	0.00 ✓
210	EA	3.00	TY B MANHOLE	4500.00	13500.00	0.00	0.00	3.00	13500.00 ✓
211	EA	1.00	DBL TY B HEADWALL 42in	2500.00	2500.00	0.00	0.00	1.00	2500.00 ✓
212	SY	290.00	2in STONE RIP RAP TY A DRY	20.00	5600.00	0.00	0.00	424.00	8480.00 ✓
213	SY	156.00	SOLID SOD BERMUDA GRASS, WTR	6.00	936.00	0.00	0.00	0.00	0.00 ✓
214	SY	1435.00	HYDRMULCH BERMUDA GRASS,	3.50	5022.50	3785.00	13247.50	3785.00	13247.50 ✓
215	EA	1.00	6' STD CURB INLET	1800.00	1800.00	0.00	0.00	1.00	1800.00 ✓
216	EA	1.00	14' STD CURB INLET	3000.00	3000.00	0.00	0.00	1.00	3000.00 ✓
217	EA	2.00	6" RECESS INLET	2000.00	4000.00	0.00	0.00	3.00	6000.00 ✓
218	EA	1.00	8" RECESS INLET	2100.00	2100.00	0.00	0.00	1.00	2100.00 ✓
219	EA	17.00	10" RECESS INLET	2400.00	40800.00	0.00	0.00	17.00	40800.00 ✓
220	EA	2.00	12" RECESS INLET	2700.00	5400.00	0.00	0.00	2.00	5400.00 ✓
221	EA	4.00	14" RECESS INLET	3300.00	13200.00	0.00	0.00	4.00	13200.00 ✓
222	EA	1.00	4' X 4' TY Y INLET	1600.00	1600.00	0.00	0.00	1.00	1600.00 ✓
223	LF	632.00	REM & DISP OF EX REINF CONC PIP	9.00	5688.00	0.00	0.00	632.00	5688.00 ✓
224	EA	11.00	REM & DISP OF EX INLET	500.00	5500.00	0.00	0.00	11.00	5500.00 ✓
225	CY	1545.00	UNCLASS CHANNEL EXCAVA	7.00	10815.00	0.00	0.00	1545.00	10815.00 ✓
226	LS	1.00	TRENCH SAFETY DESIGN (ALL UTIL)	1000.00	1000.00	0.00	0.00	1.00	1000.00 ✓
227	LF	2894.00	TRENCH SAFETY PROTECTION (DR	1.10	3183.40	0.00	0.00	2894.00	3183.40 ✓
228	EA	29.00	INLET PROTECT	50.00	1450.00	0.00	0.00	29.00	1450.00 ✓
229	LF	125.00	STRAW BALE DIKE	3.00	375.00	0.00	0.00	0.00	0.00 ✓
230	LF	20.00	ROCK BERM	25.00	500.00	0.00	0.00	0.00	0.00 ✓
231	LF	1050.00	SILT FENCE	1.50	1575.00	0.00	0.00	1050.00	1575.00 ✓
232	EA	4.00	STAB CONST ENTR	1000.00	4000.00	0.00	0.00	2.00	2000.00 ✓

UTILITY SCHEDULE

301	LF	20.00	4in PVC DR18 CL 150 WTR PIPE	20.00	400.00	0.00	0.00	20.00	400.00 ✓
302	LF	218.00	6in PVC DR18 CL 150 WTR PIPE	25.00	5450.00	0.00	0.00	175.00	4375.00 ✓
303	LF	1220.00	8in PVC DR18 CL 150 WTR PIPE	35.00	42700.00	0.00	0.00	1296.00	45360.00 ✓
304	EA	1.00	GATE VALVE 4in	400.00	400.00	0.00	0.00	1.00	400.00 ✓

Bed
Quon

Plan
for
Date

305	EA	7.00	GATE VALVE 6in	500.00	3500.00	0.00	0.00	7.00	3500.00	✓
306	EA	8.00	GATE VALVE 8in	700.00	5600.00	0.00	0.00	8.00	5600.00	✓
307	EA	14.00	FIRE HYDRANT	2000.00	28000.00	0.00	0.00	13.00	26000.00	✓
308	LF	40.00	CONC ENCASE	25.00	1000.00	0.00	0.00	40.00	1000.00	✓
309	EA	1.00	TAPP SLEEVE & VALVE 8in X 6in	2000.00	2000.00	0.00	0.00	1.00	2000.00	✓
310	EA	2.00	TAPP SLEEVE & VALVE 24in X 8in	4000.00	8000.00	0.00	0.00	2.00	8000.00	✓
311	EA	1.00	TAPP SLEEVE & VALVE 12in X 6in	3000.00	3000.00	0.00	0.00	1.00	3000.00	✓
312	EA	1.00	6in WTR METER/VAULT & BACKFLO	20000.00	20000.00	0.00	0.00	1.00	20000.00	✓
313	EA	2.00	1in OR 1 1/2in WTR METER BOX & B	2000.00	4000.00	0.00	0.00	2.00	4000.00	✓
314	EA	5.00	ADJ EX WTR VALVE COVER & STAC	125.00	625.00	0.00	0.00	5.00	625.00	✓
315	EA	2.00	ADJ EX WTR METER BOX	125.00	250.00	0.00	0.00	2.00	250.00	✓
316	EA	3.00	RECONNECT EX SERV	1000.00	3000.00	0.00	0.00	3.00	3000.00	✓
317	EA	5.00	CONNECT TO EX WTR SERV	1200.00	6000.00	0.00	0.00	5.00	6000.00	✓
318	LF	1458.00	TRENCH SAFETY (WATER)	1.20	1749.60	0.00	0.00	1491.00	1789.20	✓
319	LS	1.00	PERFORM WTR TEST	1500.00	1500.00	0.00	0.00	1.00	1500.00	✓
320	LF	497.00	SDR35 WWTR PIPE PVC 8in	50.00	2485.00	0.00	0.00	497.00	2485.00	✓
321	EA	1.00	4' DIA MH	2000.00	2000.00	0.00	0.00	1.00	2000.00	✓
322	EA	2.00	CONNECT TO EX MH	1200.00	2400.00	0.00	0.00	2.00	2400.00	✓
323	EA	4.00	ADJ MH TOP	500.00	2000.00	0.00	0.00	5.00	2500.00	✓
324	LF	20.00	CONC ENCASE	35.00	700.00	0.00	0.00	20.00	700.00	✓
325	LF	497.00	TRENCH SAFETY (SANITARY SEWE	1.20	596.40	0.00	0.00	497.00	596.40	✓
326	LF	497.00	TV INSPECT OF WWTR MAIN	1.20	596.40	0.00	0.00	497.00	596.40	✓
327	LS	1.00	PERFORM WWTR LINE & MH TEST	500.00	500.00	0.00	0.00	1.00	500.00	✓
328	EA	2.00	2in IRRIGATION TAP, VALVE, VALVE	2500.00	5000.00	0.00	0.00	3.00	7500.00	✓

ELECTRICAL SCHEDULE

401	LF	3141.00	SCH 40 PVC ELECT CONDUIT 2in	3.10	9737.10	0.00	0.00	3575.00	11082.50	✓
402	LF	739.00	SCH 40 PVC ELECT CONDUIT 3in	5.00	3695.00	0.00	0.00	690.00	3450.00	✓
403	LF	163.00	SCH 40 PVC ELECT CONDUIT 4in	5.20	847.60	0.00	0.00	532 163.00	847.60	✓
404	LF	70.00	SCH 40 PVC ELECT CONDUIT 4in BO	16.00	1120.00	0.00	0.00	295 70.00	1120.00	✓
405	LF	1070.00	2 CONDUCT #6 XHHW ELECT WIRE	1.10	1177.00	0.00	0.00	1070.00	1177.00	✓
406	LF	1891.00	#6 BARE ELECT WIRE	0.60	1134.60	0.00	0.00	1891.00	1134.60	✓
407	EA	28.00	TY A PULL BOX	350.00	9800.00	0.00	0.00	25.00	8750.00	✓
408	EA	3.00	TY C PULL BOX	400.00	1200.00	0.00	0.00	4.00	1600.00	✓
409	LS	3.00	ELECT SERV CONNECT	850.00	2550.00	0.00	0.00	3.00	2550.00	✓
410	EA	10.00	TRAFF SIGN R10-12 MAST ARM MO	85.00	850.00	0.00	0.00	10.00	850.00	✓
411	EA	2.00	TRAFF SIGN R3-8 MAST ARM MOUN	110.00	220.00	0.00	0.00	2.00	220.00	✓
412	EA	7.00	TRAFF SIGN R3-4	110.00	770.00	0.00	0.00	7.00	770.00	✓
413	EA	8.00	SIG POLE CONC FOUNDATION TY 3	1000.00	8000.00	0.00	0.00	8.00	8000.00	✓
414	EA	4.00	SIG POLE CONC FOUNDATION TY 3	1200.00	4800.00	0.00	0.00	4.00	4800.00	✓
415	EA	3.00	CONTROLLER CABINET FOUNDATI	800.00	2400.00	0.00	0.00	3.00	2400.00	✓
416	EA	4.00	30in T BASE POLE W/32' MAST ARM	3600.00	15200.00	0.00	0.00	4.00	15200.00	✓
417	EA	4.00	30in T BASE POLE W/36' MAST ARM	4400.00	17600.00	0.00	0.00	4.00	17600.00	✓
418	EA	2.00	30in T BASE POLE W/40' MAST ARM	5000.00	10000.00	0.00	0.00	2.00	10000.00	✓
419	EA	1.00	30in T BASE POLE W/44' MAST ARM	5200.00	5200.00	0.00	0.00	1.00	5200.00	✓
420	EA	16.00	12in 3 SEC SIG HEAD TY V3	300.00	5400.00	0.00	0.00	18.00	5400.00	✓
421	EA	12.00	12in 4 SEC SIG HEAD TY VLT	800.00	9600.00	0.00	0.00	12.00	9600.00	✓
422	EA	10.00	12in 4 SEC SIGN HEAD TY V4RT	800.00	6000.00	0.00	0.00	10.00	8000.00	✓
423	EA	18.00	VACUUM FORM BACKPLATE 3 SEC	50.00	900.00	0.00	0.00	18.00	900.00	✓
424	EA	22.00	VACUUM FORM BACKPLATE 4 SEC	55.00	1210.00	0.00	0.00	22.00	1210.00	✓
425	EA	16.00	3 SEC ASTRO BRAC W/29in BANDS	85.00	1530.00	0.00	0.00	18.00	1530.00	✓
426	EA	22.00	4 SEC ASTON BRAC W/29in BANDS	90.00	1980.00	0.00	0.00	22.00	1980.00	✓
427	EA	22.00	PED SIG HEAD W/MOUNTING HDWR	300.00	6600.00	0.00	0.00	22.00	6600.00	✓
426	LF	1672.00	BELDEN 8281 COAX CABLE	2.20	3676.40	0.00	0.00	2514 1672.00	3676.40	✓
429	LF	1843.00	4 CNDR OPTICOM CABLE	1.10	2027.30	0.00	0.00	1843.00	2027.30	✓
430	LF	1038.00	5 CONDUCT SIG CABLE #12 AWG	1.10	1141.80	0.00	0.00	1038.00	1141.80	✓
431	LF	862.00	7 CONDUCT SIG CABLE #12 AWG	1.25	1077.50	200.00	250.00	862.00	1077.50	✓
432	LF	1792.00	3 CONDUCT SIG CABLE #14 AWG	0.70	1254.40	0.00	0.00	2514 1792.00	1254.40	✓
433	LF	699.00	5 CONDUCT SIG CABLE #12 AWG	1.10	768.90	0.00	0.00	699.00	768.90	✓
434	LF	1462.00	16 CONDUCT SIG CABLE #12 AWG	2.20	3216.40	0.00	0.00	1959 1462.00	3216.40	✓
435	EA	22.00	PED PUSH BUTTON & T10 4B SIGN	110.00	2420.00	0.00	0.00	22.00	2420.00	✓
436	EA	11.00	OPTICOM DIRECT SENSORS	600.00	6600.00	0.00	0.00	11.00	6600.00	✓
437	EA	6.00	OPTICOM DISCRIMINATOR MODULE	2000.00	12000.00	0.00	0.00	8 6.00	12000.00	✓
438	EA	0.00	INSTALL PORT PER INTERFACE UPL	3500.00	0.00	0.00	0.00	0.00	0.00	✓
439	EA	0.00	FURNISH PORT PER INTERFACE UP	15000.00	0.00	0.00	0.00	0.00	0.00	✓
440	EA	3.00	8 PH NEMA TS-2 TY 1 CTRL ASSY	35000.00	105000.00	0.00	0.00	3.00	105000.00	✓
441	EA	11.00	VIDEO CAMERA W/MOUNT HDWR	2800.00	30800.00	0.00	0.00	11.00	30800.00	✓
442	EA	0.00	TV MONITOR FURN	1000.00	0.00	0.00	0.00	0.00	0.00	✓
443	EA	0.00	TV MONITOR INSTL	500.00	0.00	0.00	0.00	0.00	0.00	✓
444	EA	2.00	CONNECT TO EX RR CTRL	1000.00	2000.00	0.00	0.00	2.00	2000.00	✓
445	LS	1.00	ADJ OF CITY TRAFF SIGS AT INTER	15000.00	15000.00	0.00	0.00	0.00	0.00	✓
446	EA	1.00	CONTROLLER CABINET ASSY (BRO	17000.00	17000.00	0.00	0.00	1.00	17000.00	✓
447	EA	1.00	VIDEO TRACKING UNIT	20000.00	20000.00	0.00	0.00	1.00	20000.00	✓
448	EA	1.00	62 PIN I/O CABLE	300.00	300.00	0.00	0.00	1.00	300.00	✓
449	EA	1.00	CAMERA INTERFACE PANEL (6 CAM	600.00	600.00	0.00	0.00	1.00	600.00	✓
450	EA	1.00	BNC CONNECTOR	5.00	5.00	0.00	0.00	1.00	5.00	✓
451	EA	1.00	POWER CONDITIONER FOR VTU	300.00	300.00	0.00	0.00	1.00	300.00	✓
452	EA	2.00	UNDERGROUND SVC, PEDESTAL, A	1200.00	2400.00	0.00	0.00	2.00	2400.00	✓

LANDSCAPE SCHEDULE

501	SF*	3950.00	BRICK PAVERS ON ASPH BASE ON	10.50	41475.00	0.00	0.00	3950.00	41475.00	✓
502	SF	9800.00	CONC PAVING (SANDBLAST)(ARAP	7.00	68600.00	0.00	0.00	9800.00	68600.00	✓

			Total Cost	Am't this month	Am't this mo.	\$ per date	Amount
LS	0.00	MATERIAL ON HAND, TREE GRATES	480.35	0.00	0.00	0.00	0.00
LS	0.00	MATERIAL ON HAND, SIGNAL ITEMS	1.00	0.00	0.00	0.00	0.00
LS	0.00	MATERIAL ON HAND, SIGNAL POLES	3292.27	0.00	0.00	0.00	0.00
LS	0.00	MATERIAL ON HAND, BEGA POLES	1658.60	0.00	0.00	0.00	0.00
LS	0.00	MATERIAL ON HAND, SIGNAL HARD	1.00	0.00	0.00	0.00	0.00
LS	0.00	MATERIAL ON HAND, BRICK PAVERS	1.00	0.00	0.00	0.00	0.00
LS	0.00	MATERIAL ON HAND, VIDEO EQUIPM	1.00	0.00	0.00	0.00	0.00

I certify that this monthly estimate is a true representation of the work performed on this contract.

[Signature]
Ed Bell Construction Company

14 Jan 00
Date

Reviewed By:

3,926,561.36	MONTH DEDUCTIONS	129,570.75	TO DATE DEDUCTIONS	3,941,623.17
	SUB TOTAL RETAINAGE 5%	6,478.54	SUB TOTAL RETAINAGE 5%	197,081.16
	SUB TOTAL	123,092.21	PREV PAY	3,821,449.80
			AMT DUE	123,092.21

[Signature]
Town of Addison Public Works Inspector

1-18-2000
Date

Approved By:

[Signature]
Town of Addison Assistant City Engineer

1-17-00
Date

Most probable final contract amount
3,957,483.17

1-20-00
[Signature]

Original contract amount
\$ 3,940,277

Say 3,958,000

Randy
7050

Added Landscaped areas to the contract
Replaced additional pavement on Spectrum

Traffic pull boxes
starting at Quad. NW corner (Dist)
|||| | ||| | ||| | ||| |

at D.P. ||| |||

Elect. pull boxes, (Starting NE corner)
||| |||
1 (large in Median @ DP)

Measure Ed Bell Sidewalk - Item 113
251' on E.L.
130' on Ar. @ Sp.


1255
650

5250

S side of Ar. 2nd p.d.w of DP - Off center

Tree wells on Goodman N side

Clean up marking chips



ED BELL CONSTRUCTION COMPANY ***** MONTHLY ESTIMATE

JOB NO. 931

17

PROJECT ARAPAHO ROAD RECONSTRUCTION

LOCATION ADDISON ROAD TO DALLAS NORTH TOLLWAY

JULY 31, 1999

BID DATE JANUARY 15, 1998

ENGINEER JAMES C. PIERCE, JR., P.E.

OWNER CITY OF ADDISON

ITEM	UNIT	BID QUANTITY	DESCRIPTION	INTL	BID PRICE	TOTAL COST	QUANTITY TO DATE	QUANTITY TO DATE
PAVING SCHEDULE								
101	MO	14.00	BARRICADES SIGNS & TRAFF CTR	EBCC	5000.00	70,000.00	16.00	
102	STA	37.00	PREP ROW	EBCC	750.00	27,750.00	37.00	
103	SY	12764.00	REM & DISP OF EX CONC PAVE	EBCC	7.50	95,730.00	12,827.00	
104	SF	9683.00	REM & DISP OF EX CONC SW	EBCC	1.00	9,683.00	9,710.00	
105	CY*	6200.00	UNCLASS EXCAVATION (SCRAPER	EBCC	5.00	31,000.00	6,200.00	
105	CY*	6927.00	UNCLASS EXCAVATION (T & L)	EBCC	5.00	34,635.00	6,927.00	
106	SY*	29432.00	10in REINF CONC PAVE 650#FLEX	EBCC	29.65	872,658.80	30,738.00	
106	SY*	29432.00	10in REINF CONC PAVE 650#FLEX	TMEX	0.00	0.00	30,738.00	
107	SY*	1709.00	6in REINF CONC PAVE 650# FLEX	EBCC	24.00	41,016.00	1,805.00	
107	SY*	1709.00	6in REINF CONC PAVE 650# FLEX	TMEX	0.00	0.00	1,805.00	
108	SY	32509.00	6in LIME STAB INCL PROOFROLLIN	EBCC	1.50	48,763.50	32,797.00	
109	TN	488.00	HYDRATED LIME (30 #/SY)	EBCC	100.00	48,800.00	500.91	
110	LF	13296.00	6in INTEGRAL CONC CURB 650# FL	EBCC	1.50	19,944.00	13,335.00	
111	EA	15.00	MONO MEDIAN NOSE 650# FLEX	EBCC	600.00	9,000.00	15.00	
112	SY	85.00	REINF CONC ISLAND 650# FLEX	EBCC	35.00	2,975.00	101.00	
113	SF	2812.00	4in REINF CONC SW 3000#	EBCC	2.45	6,889.40	5,282.00	
114	SY	1700.00	6in HMAC TY A DETOURS	EBCC	15.00	25,500.00	1,322.00	
115	LF	207.00	REINF CONC ST HEADER 650# FLE	EBCC	8.00	1,656.00	207.00	
116	EA	980.00	4in DIA REFLECT PAVE MARKER T	ASC	5.00	4,900.00		
117	EA	32.00	4in DIA REFLECT PAVE MARKER T	ASC	6.00	192.00		
118	EA	311.00	6in X 6in REFLECT JIGGLE BARS W	ASC	13.00	4,043.00		
119	EA	246.00	6in 2 WAY DUAL REFLECT PAVE M	ASC	30.00	7,380.00		
120	EA	17.00	4in SQ REFLECT FIRE HYDRANT M	ASC	10.00	170.00		
121	LF	575.00	24in WIDE WHITE THERMOPLASTI	ASC	7.00	4,025.00		
122	EA	26.00	THERMOPLASTIC ADVISORY MAR	ASC	250.00	6,500.00		
123	LF	400.00	4in WIDE TEMP LANE STRIPE	ASC	0.75	300.00		
124	LF	3700.00	2in DIA PVC SCH 40 ST LIGHT CON	MELS	3.50	12,950.00	3,793.00	
125	EA	20.00	ST LIGHT FOUNDATION	MELS	420.00	8,400.00	18.00	20.00
126	EA	18.00	ST LIGHT PULL BOX	MELS	250.00	4,500.00	18.00	21.00
127	CY	6200.00	EXCAVA, REM & DISP OF MISC FIL	EBCC	5.00	31,000.00	6,200.00	
128	LF	65.00	6in X 12in 3000# REINF CONC BAN	EBCC	15.00	975.00	65.00	
129	CY	8.00	3600# REINF CONC COMBO RET W	ELD	850.00	6,800.00	8.00	
130	SF	3300.00	3600# REINF CONC RET WALL	ELD	37.50	123,750.00	3,300.00	
STORM SEWER SCHEDULE								
201	LF	46.00	15in DIA PVC SDR 35 PIPE	ELD	120.00	5,520.00	46.00	
202	LF	34.00	CL III RCP 15in	ELD	41.00	1,394.00	34.00	
203	LF	727.00	CL III RCP 18in	ELD	48.00	34,896.00	733.00	
204	LF	156.00	CL III RCP 21in	ELD	51.00	7,956.00	147.00	
205	LF	775.00	CL III RCP 24in	ELD	56.00	43,400.00	775.00	
206	LF*	529.00	CL III RCP 36in	ELD	91.00	48,139.00	480.00	
206	LF*	0.00	CL III RCP 36in	ELD	91.00	0.00	50.00	
207	LF*	465.00	CL III RCP 39in	ELD	105.00	48,825.00	300.00	372.00
207	LF*	0.00	CL III RCP 39in	ELD	105.00	0.00	165.00	
208	LF	162.00	CL III RCP 42in	ELD	110.00	17,820.00	162.00	
209	EA	0.00	TY A MANHOLE	ELD	4000.00	0.00		
210	EA	3.00	TY B MANHOLE	ELD	4500.00	13,500.00	3.00	
211	EA	1.00	DBL TY B HEADWALL 42in	ELD	2500.00	2,500.00	1.00	
212	SY	290.00	2in STONE RIP RAP TY A DRY	ELD	20.00	5,800.00		424.00
213	SY	156.00	SOLID SOD BERMUDA GRASS, WT	NSTI	6.00	936.00		
214	SY	1435.00	HYDROMULCH BERMUDA GRASS,	NSTI	3.50	5,022.50		
215	EA	1.00	6' STD CURB INLET	ELD	1800.00	1,800.00	1.00	
216	EA	1.00	14' STD CURB INLET	ELD	3000.00	3,000.00	1.00	
217	EA	2.00	6' RECESS INLET	ELD	2000.00	4,000.00	3.00	
218	EA	1.00	8' RECESS INLET	ELD	2100.00	2,100.00	1.00	
219	EA	17.00	10' RECESS INLET	ELD	2400.00	40,800.00	17.00	
220	EA	2.00	12' RECESS INLET	ELD	2700.00	5,400.00	2.00	
221	EA	4.00	14' RECESS INLET	ELD	3300.00	13,200.00	4.00	
222	EA	1.00	4' X 4' TY Y INLET	ELD	1600.00	1,600.00	1.00	
223	LF	632.00	REM & DISP OF EX REINF CONC PI	ELD	9.00	5,688.00	632.00	
224	EA	11.00	REM & DISP OF EX INLET	ELD	500.00	5,500.00	11.00	
225	CY	1545.00	UNCLASS CHANNEL EXCAVA	ELD	7.00	10,815.00	1,545.00	

226	LS	1.00	TRENCH SAFETY DESIGN (ALL UTI	ELD	1000.00	1,000.00	1.00		
227	LF	2894.00	TRENCH SAFETY PROTECTION (D	ELD	1.10	3,183.40	2,894.00		
228	EA	29.00	INLET PROTECT	ELD	50.00	1,450.00	29.00		
229	LF	125.00	STRAW BALE DIKE	ELD	3.00	375.00			
230	LF	20.00	ROCK BERM	ELD	25.00	500.00			
231	LF	1050.00	SILT FENCE	ELD	1.50	1,575.00	1,050.00		
232	EA	4.00	STAB CONST ENTR	ELD	1,000.00	4,000.00	2.00		

UTILITY SCHEDULE

301	LF	20.00	4in PVC DR18 CL 150 WTR PIPE	ELD	20.00	400.00	20.00		
302	LF	218.00	6in PVC DR18 CL 150 WTR PIPE	ELD	25.00	5,450.00	175.00		
303	LF	1220.00	8in PVC DR18 CL 150 WTR PIPE	ELD	35.00	42,700.00	1,296.00		
304	EA	1.00	GATE VALVE 4in	ELD	400.00	400.00	1.00		
305	EA	7.00	GATE VALVE 6in	ELD	500.00	3,500.00	7.00		
306	EA	8.00	GATE VALVE 8in	ELD	700.00	5,600.00	8.00		
307	EA	14.00	FIRE HYDRANT	ELD	2000.00	28,000.00	13.00		
308	LF	40.00	CONC ENCASE	ELD	25.00	1,000.00	40.00		
309	EA	1.00	TAPP SLEEVE & VALVE 8in X 6in	ELD	2000.00	2,000.00	1.00		
310	EA	2.00	TAPP SLEEVE & VALVE 24in X 8in	ELD	4000.00	8,000.00	2.00		
311	EA	1.00	TAPP SLEEVE & VALVE 12in X 6in	ELD	3000.00	3,000.00	1.00		
312	EA	1.00	6in WTR METER/VAULT & BACKFL	ELD	20000.00	20000.00	1.00		
313	EA	2.00	1in OR 1 1/2in WTR METER BOX & B	ELD	2000.00	4,000.00	2.00		
314	EA	5.00	ADJ EX WTR VALVE COVER & STA	ELD	125.00	625.00	5.00		
315	EA	2.00	ADJ EX WTR METER BOX	ELD	125.00	250.00	2.00		
316	EA	3.00	RECONNECT EX SERV	ELD	1000.00	3,000.00	3.00		
317	EA	5.00	CONNECT TO EX WTR SERV	ELD	1200.00	6,000.00	5.00		
318	LF	1458.00	TRENCH SAFETY (WATER)	ELD	1.20	1,749.60	1,491.00		
319	LS	1.00	PERFORM WTR TEST	ELD	1500.00	1,500.00	1.00		
320	LF	497.00	SDR35 WWTR PIPE PVC 8in	ELD	50.00	24,850.00	497.00		
321	EA	1.00	4' DIA MH	ELD	2000.00	2,000.00	1.00		
322	EA	2.00	CONNECT TO EX MH	ELD	1200.00	2,400.00	2.00		
323	EA	4.00	ADJ MH TOP	ELD	500.00	2,000.00	5.00		
324	LF	20.00	CONC ENCASE	ELD	35.00	700.00	20.00		
325	LF	497.00	TRENCH SAFETY (SANITARY SEW	ELD	1.20	596.40	497.00		
326	LF	497.00	TV INSPECT OF WWTR MAIN	ELD	1.20	596.40		497.00	
327	LS	1.00	PERFORM WWTR LINE & MH TEST	ELD	500.00	500.00		1.00	
328	EA	2.00	2in IRRIGATION TAP, VALVE, VALV	ELD	2500.00	5,000.00	3.00		

ELECTRICAL SCHEDULE

401	LF	3141.00	SCH 40 PVC ELECT CONDUIT 2in	MELS	3.10	9,737.10	2,922.00	3575.00	
402	LF	739.00	SCH 40 PVC ELECT CONDUIT 3in	MELS	5.00	3,695.00	680.00	690.00	
403	LF	163.00	SCH 40 PVC ELECT CONDUIT 4in	MELS	5.20	847.60	532.00		
404	LF	70.00	SCH 40 PVC ELECT CONDUIT 4in B	MELS	16.00	1,120.00	295.00		
405	LF	1070.00	2 CONDUCT #6 XHHW ELECT WIRE	MELS	1.10	1,177.00	1,070.00		
406	LF	1891.00	#6 BARE ELECT WIRE	MELS	0.60	1,134.60	1,891.00		
407	EA	28.00	TY A PULL BOX	MELS	350.00	9,800.00	25.00		
408	EA	3.00	TY C PULL BOX	MELS	400.00	1,200.00	3.00	4.00	
409	LS	3.00	ELECT SERV CONNECT	MELS	850.00	2,550.00	3.00		
410	EA	10.00	TRAFF SIGN R10-12 MAST ARM MO	MELS	85.00	850.00	10.00		
411	EA	2.00	TRAFF SIGN R3-8 MAST ARM MOU	MELS	110.00	220.00	2.00		
412	EA	7.00	TRAFF SIGN R3-4'	MELS	110.00	770.00	7.00		
413	EA	8.00	SIG POLE CONC FOUNDATION TY	MELS	1000.00	8,000.00	8.00		
414	EA	4.00	SIG POLE CONC FOUNDATION TY	MELS	1200.00	4,800.00	4.00		
415	EA	3.00	CONTROLLER CABINET FOUNDATI	MELS	800.00	2,400.00	3.00		
416	EA	4.00	30in T BASE POLE W/32' MAST ARM	MELS	3800.00	15,200.00	4.00		
417	EA	4.00	30in T BASE POLE W/36' MAST ARM	MELS	4400.00	17,600.00	4.00		
418	EA	2.00	30in T BASE POLE W/40' MAST ARM	MELS	5000.00	10,000.00	2.00		
419	EA	1.00	30in T BASE POLE W/44' MAST ARM	MELS	5200.00	5,200.00	1.00		
420	EA	18.00	12in 3 SEC SIG HEAD TY V3	MELS	300.00	5,400.00	18.00		
421	EA	12.00	12in 4 SEC SIG HEAD TY VLT	MELS	800.00	9,600.00	12.00		
422	EA	10.00	12in 4 SEC SIGN HEAD TY V4RT	MELS	800.00	8,000.00	10.00		
423	EA	18.00	VACUUM FORM BACKPLATE 3 SEC	MELS	50.00	900.00	18.00		
424	EA	22.00	VACUUM FORM BACKPLATE 4 SEC	MELS	55.00	1,210.00	22.00		
425	EA	18.00	3 SEC ASTRO BRAC W/29in BANDS	MELS	85.00	1,530.00	18.00		
426	EA	22.00	4 SEC ASTON BRAC W/29in BANDS	MELS	90.00	1,980.00	22.00		
427	EA	22.00	PED SIG HEAD W/MOUNTING HDW	MELS	300.00	6,600.00	22.00		
428	LF	1672.00	BELDEN #281 COAX CABLE	MELS	2.20	3,678.40	1,672.00		
429	LF	1843.00	4 CNDR OPTICOM CABLE	MELS	1.10	2,027.30	1,843.00		
430	LF	1038.00	5 CONDUCT SIG CABLE #12 AWG	MELS	1.10	1,141.80	1,038.00		
431	LF	862.00	7 CONDUCT SIG CABLE #12 AWG	MELS	1.25	1,077.50	662.00		
432	LF	1792.00	3 CONDUCT SIG CABLE #14 AWG	MELS	0.70	1,254.40	1,792.00		
433	LF	699.00	5 CONDUCT SIG CABLE #12 AWG	MELS	1.10	768.90	699.00		
434	LF	1462.00	16 CONDUCT SIG CABLE #12 AWG	MELS	2.20	3,216.40	1,462.00		
435	EA	22.00	PED PUSH BUTTON & T10 4B SIGN	MELS	110.00	2,420.00	22.00		
436	EA	11.00	OPTICOM DIRECT SENSORS	MELS	600.00	6,600.00	11.00		

437	EA	6.00	OPTICOM DISCRIMINATOR MODUL	MELS	2000.00	12,000.00	8.00		
438	EA	0.00	INSTALL PORT PER INTERFACE U	MELS	3500.00	0.00			
439	EA	0.00	FURNISH PORT PER INTERFACE U	MELS	15000.00	0.00			
440	EA	3.00	8 PH NEMA TS-2 TY 1 CTRL ASSY	MELS	35000.00	105,000.00	3.00		
441	EA	11.00	VIDEO CAMERA W/MOUNT HDWR	MELS	2800.00	30,800.00	11.00		
442	EA	0.00	TV MONITOR FURN	MELS	1000.00	0.00			
443	EA	0.00	TV MONITOR INSTL	MELS	500.00	0.00			
444	EA	2.00	CONNECT TO EX RR CTRL	MELS	1000.00	2,000.00	2.00		
445	LS	1.00	ADJ OF CITY TRAFF SIGS AT INTE	MELS	15000.00	15,000.00			
446	EA	1.00	CONTROLLER CABINET ASSY (BR	MELS	17000.00	17,000.00	1.00		
447	EA	1.00	VIDEO TRACKING UNIT	MELS	20000.00	20,000.00	1.00		
448	EA	1.00	62 PIN I/O CABLE	MELS	300.00	300.00	1.00		
449	EA	1.00	CAMERA INTERFACE PANEL (6 CA	MELS	600.00	600.00	1.00		
450	EA	1.00	BNC CONNECTOR	MELS	5.00	5.00	1.00		
451	EA	1.00	POWER CONDITIONER FOR VTU	MELS	300.00	300.00	1.00		
452	EA	2.00	UNDERGROUND SVC, PEDESTAL,	MELS	1200.00	2,400.00	2.00		

LANDSCAPE SCHEDULE

501	SF*	3950.00	BRICK PAVERS ON ASPH BASE ON PAVER		10.50	41,475.00	3,950.00		
501	SF*	3950.00	10" CONC DROP SLAB FOR PAVER	EBCC	0.00	0.00	3,950.00		
501	SF*	3950.00	10" CONC DROP SLAB FOR PAVER	TMEX	0.00	0.00	3,950.00		
502	SF	9800.00	CONC PAVING (SANDBLAST)(ARAP	NTB	7.00	68,600.00	9,800.00		
503	SF	3490.00	CONC CROSSWALKS W/SANDBLA	NTB	6.25	21,812.50	3,490.00		
504	SF*	4000.00	QUORUM DR/BRICK ON 4in CONC	PAVER	8.50	34,000.00			
504	SF*	4000.00	QUORUM DR/BRICK ON 4in CONC	EBCC	0.00	0.00			
505	SF*	8763.00	DBL ROW BRICK BAND ON CONCR	PAVER	9.00	78,867.00	4,107.71	7365.29	
505	SF*	0.00	DBL ROW BRICK BAND ON CONCR		9.00	0.00	2,704.81		
505	SF*	8763.00	DBL ROW BRICK BAND ON CONCR	EBCC	0.00	0.00			
506	SF	44288.00	SPECIAL SW CONC DIAG PATTERN	NTB	4.75	210,368.00	42,283.00		
507	LF*	4890.00	1/4in FIBROUS EXPAND JOINT W/B	EBCC	3.10	15,159.00	4,890.00		
507	LF*	4890.00	1/4in FIBROUS EXPAND JOINT W/B	NTB	3.10	15,159.00	4,700.00		
508	LF	385.00	1 FT WIDE CONCRETE MEDIAN/PA	EBCC	10.00	3,850.00	458.00		
509	EA	77.00	BEGA LIGHT FIXTURES & POLES I	MELS	3000.00	231,000.00	29.00	77.00	74
510	LF	3500.00	3/4in SCH 40 PVC ELECT COND	MELS	2.80	9,800.00	2,277.00	2292.0	
511	LF	4000.00	1in SCH 40 PVC ELECT COND	MELS	2.95	11,800.00	3,557.00	3692.0	
512	LF	1200.00	2in SCH 40 PVC COND SLEEVES	MELS	3.00	3,600.00	1,646.00		
*513	LF	4000.00	#6 AWG ELECT SERVICE	MELS	1.00	4,000.00	3,552.00	7644.0 #7	
514	LF	10000.00	#8 AWG ELECT WIRE	MELS	0.50	5,000.00	8,983.00	12449.0	
515	LF	2800.00	#10 AWG ELECT WIRE	MELS	0.45	1,260.00		1715.0	
516	EA	12.00	CAST IRON ELECT JCT BOX	MELS	600.00	7,200.00			
517	EA	113.00	60" TREE GRATE W/CONC EDGE &	NTB	1900.00	214,700.00	101.00		
518	EA	16.00	BOLLARD W/LIGHT FIXTURE	MELS	2900.00	46,400.00	15.00		
519	LF	700.00	4in PERF SCH 40 PVC FRENCH DR	ELD	17.00	11,900.00	855.00		
520	LF	4500.00	NON-PERF PVC PIPE CONNECTEO	ELD	15.00	67,500.00	3,210.00		
521	EA	125.00	100 GAL 4in RED OAK	HAWK	1000.00	125,000.00	113.00	124	124
522	EA	132.00	12 FT FOSTER HOLLY	HAWK	1000.00	132,000.00	100.00	132	132
523	SF	504.00	ASIAN JASMINE 4in POTS, QUORU	HAWK	2.00	1,008.00	504.00		
524	SF	21862.00	BERMUDA SOD (TEX TURF 10)	NSTI	0.50	10,931.00	4,452.00		
525	SF	2275.00	ASIAN JASMINE 4in POTS, MEDIAN	HAWK	2.00	4,550.00	2,275.00		
✓526	EA	2.00	2in HERSEY WATER METERS W/TA	IRRI	2000.00	4,000.00	2.00		
527	EA	2.00	2in FEBCO 805-Y DBL CHECK VALV	IRRI	1000.00	2,000.00	2.00		
528	EA	1.00	RAINMASTER DX-2 STAINLESS ST	IRRI	16500.00	16,500.00	1.00		
529	LS	1.00	ELECTRICAL SERVICE CONNECTI	MELS	1500.00	1,500.00		1.0	
530	EA	214.00	RAIN-BIRD 1402 PRESS COMP BUB	IRRI	5.00	1,070.00		214.00	
531	EA	318.00	TORO 670Z-40 TURF HEADS IN ME	IRRI	6.00	1,908.00	146.00	318.00	438.00
532	EA	227.00	TORO 570 MPR NOZZLES WHARDI	IRRI	13.00	2,951.00	146.00	227	
✓533	LF	1160.00	4in SCH 40 PVC SLEEVES	IRRI	5.10	5,916.00	1,160.00		
534	LF	5260.00	2 1/2in SCH 40 PVC SLEEVES (TRE	IRRI	3.10	16,306.00	5,260.00		
535	EA	3.00	WEATHERMATIC 11000 SERIES 1 R	IRRI	100.00	300.00	2.00	3.00+2.00/60=9.00	
536	EA	7.00	WEATHERMATIC 11000 SERIES 1.1	IRRI	150.00	1,050.00	6.00	7.00+4.00/60=11.00	
537	EA	8.00	WEATHERMATIC 11000 SERIES 2in	IRRI	200.00	1,600.00	6.00	8.00+4.00/60=9.00	
538	LF	18100.00	ELECTRICAL VALVE WIRING 14 GA	IRRI	0.10	1,810.00	10,020.00	18100.00+48800/60=29100.00	
539	LA	350.00	2.5in SCH 40 PVC MAIN LINE	IRRI	3.30	1,155.00	300.00	350.00+280/60=1070.00	
540	EA	18.00	SPEARS 2in BALL VALVES	IRRI	50.00	900.00	18.00		
541	EA	4.00	BUCKNER 30A QCV W/VALVE BOX	IRRI	200.00	800.00	4.00	4.00+2.00/60=10.00	
542	LF	80.00	2.5in CLASS 200 PVC PIPE	IRRI	3.50	280.00	40.00	80.00	
543	LF	1120.00	2in CLASS 200 PVC PIPE	IRRI	2.20	2,464.00	500.00	1120.00+40.00/60=1160.00	
544	LF	1360.00	1 1/2in PVC PIPE	IRRI	2.00	2,720.00	700.00	1360.00+80.00/60=1420.0	
545	LF	3220.00	1 1/4in PVC PIPE	IRRI	1.80	5,796.00	2,000.00	3220.00+250/60=3240.00	
546	LF	4000.00	1in PVC PIPE	IRRI	1.70	6,800.00	2396.00	4000.00+250/60=4440.00	
547	LF	3400.00	3/4in PVC PIPE	IRRI	1.60	5,440.00	1960.00	3400.00+1800/60=4680.00	
						0.00			
548	EA	109.00	60" TREE GRATE, R-8838-A (DEDUC	NTB	(300.00)	(32,700.00)	101.00		
550	LF	1750.00	3/4" PVC CONDUIT TO TREE WELL	MELS	2.95	5,162.50	1375.00	1625.0	
						0.00			
LS		0.00	MATERIAL ON HAND, UTILITIES	ELD	1.00	0.00	0.00		

LS	0.00	MATERIAL ON HAND, LANDSCAPE	HAWK	78.95	0.00	12.00	
LS	0.00	MATERIAL ON HAND, TREE GRATE	NTB	480.35	0.00	8.00	
LS	0.00	MATERIAL ON HAND, SIGNAL ITEM	MELS	1.00	0.00	0.00	
LS	0.00	MATERIAL ON HAND, SIGNAL POLE	MELS	3292.27	0.00	0.00	
LS	0.00	MATERIAL ON HAND, BEGA POLES	MELS	1658.60	0.00	64.00	
LS	0.00	MATERIAL ON HAND, SIGNAL HARD	MELS	1.00	0.00	0.00	
LS	0.00	MATERIAL ON HAND, BRICK PAVER PAVER		1.00	0.00	3098.04	
LS	0.00	MATERIAL ON HAND, VIDEO EQUIP	MELS	1.00	0.00	0.00	
Change Order #1					0.00		
CY	560.00	REM/REPL PEA GRAVEL	EBCC	9.58	5,364.80	560.00	
Change Order #2					0.00		
LS	1.00	ABANDON EXISTING WATER SERVI	ELD	490.00	490.00	1.00	
LS	1.00	EXPLORATION AT ADDISON/ARAPA	ELD	1255.00	1,255.00	1.00	
LS	1.00	CONNECT SWB ROOF DRAINS	ELD	700.00	700.00	1.00	
Change Order #3					0.00		
LS	1.00	ORANGE CONSTRUCTION FENCE	EBCC	952.84	952.84	1.00	
LS	1.00	LOWER IRRIGATION CONDUIT	MELS	6061.72	6,061.72	1.00	
Change Order #4					0.00		
551	LF	6000.00	INSTALL/REM TEMP BUTTONS	ASC	1.55	9,300.00	3106.00
Change Order #5					0.00		
552	LS	1.00	CONVERT EXISTING INLET TO MAN	ELD	3700.00	3,700.00	1.00
553	CY	31.00	ADDITIONAL COST FOR CL K CONC	EBCC	120.00	3,720.00	30.00
LS	1.00	RELOCATE HYDRANT ON QUORUM	ELD	2000.00	2,000.00	1.00	
Change Order #6					0.00		
554	EA	1.00	30in T BASE POLE W/48' MAST ARM	MELS	7800.00	7,800.00	
NON-PAY ITEMS					0.00		
LS	1.00	BARRICADES, SET UP	LL	0.00	0.00	1.00	
MO	13.00	BARRICADES, MONTHLY	LL	0.00	0.00	14.33	
LF	0.00	IRRIGATION CONDUIT - 4" BORE	IRRI	0.00	0.00	450.00	
LF	0.00	IRRIGATION CONDUIT - 6" BORE	IRRI	0.00	0.00	75.00	
LF	0.00	SLEEVE REDUCTION FOR BORES	IRRI	0.00	0.00	525.00	
LF	0.00	2" PVC BORED (DAMAGE BY EBCC)	MELS	0.00	0.00	131.00	
EA	0.00	DOWELS FOR BAD KEYWAY	NTB	0.00	0.00	100.00	
					0.00		
					0.00		

Added Quantity per city of Addison for ext ITR.

Item number	Description	Quantity
N/A	PGP- ADJ Hunterz Rotary	each 15
N/A	Up grade to 36 Station	each 1

Note

Other Quantity with Item numbers have been added to Quantity

FAX (214) 352-3201

TELEPHONE (214) 368-6581

ED BELL CONSTRUCTION COMPANYPOST OFFICE BOX 540787
DALLAS, TEXAS 75354-078710805 HARRY HINES
DALLAS, TEXAS 75220

May 31, 2000

Mr. James C. Pierce, Jr., P.E.
Assistant City Engineer
Town of Addison
P.O. Box 144
Addison, Texas 75001Re: Arapaho Road Reconstruction
Addison Road to Dallas North Tollway
Town of Addison

Dear Mr. Pierce:

In an effort to close the referenced project with Irri-Tech Corporation, our irrigation subcontractor, we request that your office review and approval the final quantities for their scope of work. The following quantities represent the improvements that Irri-Tech completed for the project:

ITEM	DESCRIPTION	FINAL QUANTITY	UNIT	UNIT PRICE	ITEM TOTAL
526	2" HERSEY WATER METERS	2.00	EA	\$2,000.00	\$4,000.00
527	2" FEBCO 805-Y DBL CHECK VALVE	2.00	EA	\$1,000.00	\$2,000.00
528	RAINMASTER DX2 STAINLESS STEEL CONTROL	1.00	EA	\$16,500.00	\$16,500.00
530	RAINBIRD 1402 PRESS COMP BUBBLERS	214.00	EA	\$5.00	\$1,070.00
531	TORO S70Z40 TURF HEADS IN MEDIAN	453.00	EA	\$6.00	\$2,718.00
532	TORO S70 MPR NOZZLES W/HARDIE FLEX PIPE	227.00	EA	\$13.00	\$2,951.00
533	4" SCH 40 PVC SLEEVES	1,180.00	LF	\$5.70	\$6,816.00
534	2 1/2" SCH 40 PVC SLEEVES (TREE WELLS)	5,280.00	LF	\$3.10	\$16,368.00
535	WEATHERMATIC 11000 SERIES 1 REMOTE	9.00	EA	\$100.00	\$900.00
536	WEATHERMATIC 11000 SERIES 1 1/2 REMOTE	11.00	EA	\$150.00	\$1,650.00
537	WEATHERMATIC 11000 SERIES 2 REMOTE	9.00	EA	\$200.00	\$1,800.00
538	ELECTRICAL VALVE WIRING 14 GA W/ KING C	29,100.00	LF	\$0.10	\$2,910.00
539	2.5" SCH 40 PVC MAIN LINE	1,070.00	LF	\$3.30	\$3,531.00
540	SPEARS 2" BALL VALVES	18.00	EA	\$50.00	\$900.00
541	BUCKNER 30A QCV W/VALVE BOX	10.00	EA	\$200.00	\$2,000.00
542	2.5" CLASS 200 PVC PIPE	80.00	LF	\$3.50	\$280.00
543	2" CLASS 200 PVC PIPE	1,160.00	LF	\$2.20	\$2,552.00
544	1 1/2" PVC PIPE	1,240.00	LF	\$2.00	\$2,480.00
545	1 1/4" PVC PIPE	3,340.00	LF	\$1.80	\$6,012.00
546	1" PVC PIPE	4,440.00	LF	\$1.70	\$7,548.00
547	3/4" PVC PIPE	4,680.00	LF	\$1.60	\$7,488.00
	CONTRACT AMOUNT				\$91,912.00


Page 2
Arapaho Road
Re: Final Quantities

Based upon the various punch lists and by conversations with your staff, it is our understanding that Irri-Tech has completed their punch list work. Please indicate your approval of the final quantities for these items and the status of their portion of punch list by signing in the space provided.

If you have any questions regarding this information, don't hesitate to contact our office.

Sincerely,
Ed Bell Construction Company

Robert D. Weber
Project Engineer



James C. Pierce, Jr., P.E.
Assistant City Engineer
Town of Addison

ED BELL CONSTRUCTION COMPANY
P.O. BOX 540787
DALLAS, TX 75354-0787

FACSIMILE TRANSMITTAL SHEET

TO: Jim Pierce	FROM: Robert D. Weber
COMPANY: Town of Addison	DATE: 31 May 00
FAX NUMBER: (972) 450-2837	TOTAL NO. OF PAGES INCLUDING COVER: 3
PHONE NUMBER:	SENDER'S REFERENCE NUMBER:
RE:	YOUR REFERENCE NUMBER:

URGENT
 FOR REVIEW
 PLEASE COMMENT
 PLEASE REPLY
 PLEASE RECYCLE

NOTES/COMMENTS:

Jim

Here is a copy of our previously discussed
letter w/ the corrected item #'s.

Rob

GLRTB6 : GENERAL LEDGER TRIAL BALANCE - ARAPAHO RD REALIGNMENT FY 1994

FND : 41 STREETS CPF

Fn Dpt Acct Proj Sac Title	Revised Budget	Year-to-date Expenditures	% of Budget
41 000 12640 42302 000 DART GRANT RECEIVABL	0.00	0.00	0.0
41 000 22270 42302 000 DEFERRED REVENUE	0.00	0.00	0.0
41 000 43510 42302 000 DART LOCAL ASSISTANC	-1,300,000.00	-255,000.00	19.6
41 000 56040 42302 000 SPECIAL SERVICES	0.00	0.00	0.0
41 000 56350 42302 000 APPRAISAL FEE	0.00	5,400.00	0.0
41 000 56510 42302 000 AUDIT AND LEGAL SERV	0.00	0.00	0.0
41 000 56570 42302 000 ENGINEERING/ARCHITEC	100,000.00	69,514.50	69.5
41 000 58110 42302 000 LAND PURCHASE	1,400,000.00	473,493.50	33.8
41 000 58210 42302 000 STREETS AND ALLEYS	0.00	0.00	0.0
41 000 58270 42302 000 SIGNAL SYSTEMS/STREE	0.00	0.00	0.0
		<i>547402.00</i>	
41 *** ***** 42302 *** ARAPAHO RD. RE-ALIGN	200,000.00	293,408.00	146.7
41 *** ***** ***** *** STREETS CPF	200,000.00	293,408.00	146.7

GLRTB6 : GENERAL LEDGER TRIAL BALANCE - ARAPAHO RD REALIGNMENT FY 1995

FND : 41 STREETS CPF

Fn Dpt Acct Proj Sac Title	Revised Budget	Year-to-date Expenditures	% of Budget
41 000 12640 42302 000 DART GRANT RECEIVABL	0.00	0.00	0.0
41 000 22270 42302 000 DEFERRED REVENUE	0.00	0.00	0.0
41 000 43510 42302 000 DART LOCAL ASSISTANC	-2,360,000.00	-184,715.00	7.8
41 000 56040 42302 000 SPECIAL SERVICES	0.00	0.00	0.0
41 000 56350 42302 000 APPRAISAL FEE	0.00	0.00	0.0
41 000 56510 42302 000 AUDIT AND LEGAL SERV	0.00	0.00	0.0
41 000 56570 42302 000 ENGINEERING/ARCHITEC	110,000.00	70,819.51	64.4
41 000 58110 42302 000 LAND PURCHASE	1,500,000.00	18,550.00	1.2
41 000 58210 42302 000 STREETS AND ALLEYS	750,000.00	0.00	0.0
41 000 58270 42302 000 SIGNAL SYSTEMS/STREE	0.00	0.00	0.0
		<i>79369.51</i>	
41 *** ***** 42302 *** ARAPAHO RD. RE-ALIGN	0.00	-95,345.49	0.0
41 *** ***** ***** *** STREETS CPF	0.00	-95,345.49	0.0

GLRTB6 : GENERAL LEDGER TRIAL BALANCE - ARAPAHO RD REALIGNMENT FY 1996

FND : 41 STREETS CPF

Fn	Dpt	Acct	Proj	Sac	Title	Revised Budget	Year-to-date Expenditures	% of Budget
41	000	12640	42302	000	DART GRANT RECEIVABL	0.00	0.00	0.0
41	000	22270	42302	000	DEFERRED REVENUE	0.00	0.00	0.0
41	000	43510	42302	000	DART LOCAL ASSISTANC	0.00	-562,992.70	0.0
41	000	56040	42302	000	SPECIAL SERVICES	0.00	0.00	0.0
41	000	56350	42302	000	APPRAISAL FEE	0.00	0.00	0.0
41	000	56510	42302	000	AUDIT AND LEGAL SERV	0.00	2,450.00	0.0
41	000	56570	42302	000	ENGINEERING/ARCHITEC	30,000.00	39,509.03	131.7
41	000	58110	42302	000	LAND PURCHASE	1,500,000.00	553,802.70	36.9
41	000	58210	42302	000	STREETS AND ALLEYS	750,000.00	0.00	0.0
41	000	58270	42302	000	SIGNAL SYSTEMS/STREE	0.00	0.00	0.0
41	***	*****	42302	***	ARAPAHO RD. RE-ALIGN	2,280,000.00	32,769.03	1.4
41	***	*****	*****	***	STREETS CPF	2,280,000.00	32,769.03	1.4

595761.73

GLRTB6 : GENERAL LEDGER TRIAL BALANCE - ARAPANO RD REALIGNMENT PY 1997

FND : 41 STREETS CPF

Fn Dpt Acct Proj Sac Title	Revised Budget	Year-to-date Expenditures	% of Budget
41 000 12640 42302 000 DART GRANT RECEIVABL	0.00	0.00	0.0
41 000 22270 42302 000 DEFERRED REVENUE	0.00	-90,862.08	0.0
41 000 43510 42302 000 DART LOCAL ASSISTANC	-1,721,000.00	-1,092,881.32	63.5
41 000 56040 42302 000 SPECIAL SERVICES	0.00	0.00	0.0
41 000 56350 42302 000 APPRAISAL FEE	0.00	4,810.00	0.0
41 000 56510 42302 000 AUDIT AND LEGAL SERV	0.00	9,223.40	0.0
41 000 56570 42302 000 ENGINEERING/ARCHITEC	70,000.00	85,776.23	122.5
41 000 58110 42302 000 LAND PURCHASE	950,000.00	1,014,390.18	106.8
41 000 58210 42302 000 STREETS AND ALLEYS	1,000,000.00	0.00	0.0
41 000 58270 42302 000 SIGNAL SYSTEMS/STREE	0.00	0.00	0.0
		<i>1,117,199.81</i>	
41 *** ***** 42302 *** ARAPANO RD. RE-ALIGN	299,000.00	-69,543.59	-23.3
41 *** ***** ***** *** STREETS CPF	299,000.00	-69,543.59	-23.3

GLRTB6 : GENERAL LEDGER TRIAL BALANCE - ARAPAHO RD REALIGNMENT FY 1998

FND : 41 STREETS CPF

Fn	Dpt	Acct	Proj	Sac	Title	Revised Budget	Year-to-date Expenditures	% of Budget
41	000	12640	42302	000	DART GRANT RECEIVABL	0.00	88,574.14	0.0
41	000	22270	42302	000	DEFERRED REVENUE	0.00	-2,994,512.59	0.0
41	000	43510	42302	000	DART LOCAL ASSISTANC	-2,829,570.00	-806,942.53	28.5
41	000	56040	42302	000	SPECIAL SERVICES	0.00	0.00	0.0
41	000	56350	42302	000	APPRAISAL FEE	0.00	0.00	0.0
41	000	56510	42302	000	AUDIT AND LEGAL SERV	0.00	37,046.55	0.0
41	000	56570	42302	000	ENGINEERING/ARCHITEC	108,000.00	88,720.97	82.1
41	000	58110	42302	000	LAND PURCHASE	0.00	100,159.26	0.0
41	000	58210	42302	000	STREETS AND ALLEYS	2,430,000.00	1,219,761.91	50.2
41	000	58270	42302	000	SIGNAL SYSTEMS/STREE	0.00	0.00	0.0
41	***	*****	42302	***	ARAPAHO RD, RE-ALIGN	-291,570.00	-2,267,092.29	777.5
41	***	*****	*****	***	STREETS CPF	-291,570.00	-2,267,092.29	777.5

1445688.69

GLRTB6 : GENERAL LEDGER TRIAL BALANCE - ARAPAHO RD REALIGNMENT FY 1999

FND : 41 STREETS CPF

Fn	Dpt	Acct	Proj	Sac	Title	Revised Budget	Year-to-date Expenditures	% of Budget
41	000	12640	42302	000	DART GRANT RECEIVABL	0.00	0.00	0.0
41	000	22270	42302	000	DEFERRED REVENUE	0.00	0.00	0.0
41	000	43510	42302	000	DART LOCAL ASSISTANC	-1,500,000.00	-4,116,906.79	274.5
41	000	56040	42302	000	SPECIAL SERVICES	0.00	0.00	0.0
41	000	56350	42302	000	APPRAISAL FEE	0.00	0.00	0.0
41	000	56510	42302	000	AUDIT AND LEGAL SERV	20,000.00	2,792.99	14.0
41	000	56570	42302	000	ENGINEERING/ARCHITEC	30,000.00	5,899.16	19.7
41	000	58110	42302	000	LAND PURCHASE	0.00	142,750.06	0.0
41	000	58210	42302	000	STREETS AND ALLEYS	2,535,000.00	2,628,831.63	103.7
41	000	58270	42302	000	SIGNAL SYSTEMS/STREE	0.00	0.00	0.0
							<i>2780273.84</i>	
41	***	*****	42302	***	ARAPAHO RD. RE-ALIGN	1,085,000.00	-1,336,632.95	-123.2
41	***	*****	*****	***	STREETS CPF	1,085,000.00	-1,336,632.95	-123.2

GLRTB6 : GENERAL LEDGER TRIAL BALANCE - ARAPAHO RD REALIGNMENT FY 2000

FND : 41 STREETS CPF

Fn Dpt Acct Proj Sac Title	Revised Budget	Year-to-date Expenditures	% of Budget
41 000 12640 42302 000 DART GRANT RECEIVABL	0.00	0.00	0.0
41 000 22270 42302 000 DEFERRED REVENUE	0.00	0.00	0.0
41 000 43510 42302 000 DART LOCAL ASSISTANC	0.00	-143,849.00	0.0
41 000 56040 42302 000 SPECIAL SERVICES	0.00	0.00	0.0
41 000 56350 42302 000 APPRAISAL FEE	0.00	0.00	0.0
41 000 56510 42302 000 AUDIT AND LEGAL SERV	0.00	0.00	0.0
41 000 56570 42302 000 ENGINEERING/ARCHITEC	0.00	1,392.45	0.0
41 000 58110 42302 000 LAND PURCHASE	0.00	204,407.67	0.0
41 000 58210 42302 000 STREETS AND ALLEYS	0.00	123,442.21	0.0
41 000 58270 42302 000 SIGNAL SYSTEMS/STREE	0.00	2,517.00	0.0
		<i>331759.33</i>	
41 *** ***** 42302 *** ARAPAHO RD. RE-ALIGN	0.00	187,910.33	0.0
41 *** ***** ***** *** STREETS CPF	0.00	187,910.33	0.0

**TOWN OF ADDISON
PAYMENT AUTHORIZATION MEMO**

DATE: 9-27-01

Claim # _____


Check \$ 240,133.14

Vendor No. _____
 Vendor Name Ed Bell Construction Co.
 Address P.O. Box 540787
 Address Dallas
 Address TX
 Zip Code 75354-0787

INVOICE # OR DESCRIPTION	FUND	DEPT	OBJ	PROJ	SAC	AMOUNT
	(00)	(000)	(00000)	(00000)	(000)	(\$000,000.00)
<u>Estimate No. 12</u>	<u>41</u>	<u>000</u>	<u>58210</u>	<u>42302</u>		<u>240,133.14</u>

TOTAL \$ 240,133.14

EXPLANATION Final Estimate and release of retainage
for the construction of Arapaho Rd., Phase 1,
Dallas Parkway to Addison Rd. Approved by
Council 9-25-01



 Authorized Signature

 Finance

ED BELL CONSTRUCTION COMPANY ***** MONTHLY ESTIMATE

JOB NO. 931 ESTIMATE N 22
 PROJECT_ ARAPAHO ROAD RECONSTRUCTION
 LOCATION ADDISON ROAD TO DALLAS NORTH TOLLWAY FROM JANUARY 1, 2000
 BID DATE_ JANUARY 15, 1998 TO FINAL
 ENGINEER JAMES C. PIERCE, JR., P.E.
 OWNER_ CITY OF ADDISON

ITEM	UNIT	BID QUANTITY	DESCRIPTION	BID PRICE	TOTAL COST	QUANTITY THIS MONTH	AMOUNT	QUANTITY TO DATE	AMOUNT
101	MO	14.00	BARRICADES SIGNS & TRAFF CTRL	5000.00	70000.00	0.00	0.00	16.50	82500.00
102	STA	37.00	PREP ROW	750.00	27750.00	0.00	0.00	37.00	27750.00
103	SY	12764.00	REM & DISP OF EX CONC PAVE	7.50	95730.00	0.00	0.00	12827.00	96202.50
104	SF	9683.00	REM & DISP OF EX CONC SW	1.00	9683.00	0.00	0.00	9710.00	9710.00
105	CY*	13127.00	UNCLASS EXCAVATION (SCRAPER)	5.00	65635.00	0.00	0.00	13127.00	65635.00
106	SY*	29432.00	10in REINF CONC PAVE 850#FLEX	29.65	872658.80	0.00	0.00	30738.00	911381.70
107	SY*	1709.00	6in REINF CONC PAVE 650# FLEX	24.00	41016.00	0.00	0.00	1805.00	43320.00
108	SY	32509.00	6in LIME STAB INCL PROOFROLLIN	1.50	48763.50	0.00	0.00	32797.00	49195.50
109	TN	488.00	HYDRATED LIME (30 #/SY)	100.00	48800.00	0.00	0.00	500.91	50091.00
110	LF	13296.00	6in INTEGRAL CONC CURB 650# FLE	1.50	19944.00	0.00	0.00	13335.00	20002.50
111	EA	15.00	MONO MEDIAN NOSE 650# FLEX	600.00	9000.00	1.00	600.00	16.00	9600.00
112	SY	85.00	REINF CONC ISLAND 650# FLEX	35.00	2975.00	0.00	0.00	101.00	3535.00
113	SF	2812.00	4in REINF CONC SW 3000#	2.45	6889.40	0.00	0.00	5282.00	12940.90
114	SY	1700.00	6in HMAG TY A DETOURS	15.00	25500.00	0.00	0.00	1322.00	19830.00
115	LF	207.00	REINF CONC ST HEADER 650# FLEX	8.00	1656.00	0.00	0.00	207.00	1656.00
116	EA	980.00	4in DIA REFLECT PAVE MARKER TY	5.00	4900.00	0.00	0.00	898.00	3490.00
117	EA	32.00	4in DIA REFLECT PAVE MARKER TY	6.00	192.00	0.00	0.00	86.00	516.00
118	EA	311.00	6in X 6in REFLECT JIGGLE BARS WH	13.00	4043.00	33.00	429.00	428.00	5564.00
119	EA	246.00	8in 2 WAY DUAL REFLECT PAVE MA	30.00	7380.00	0.00	0.00	0.00	0.00
120	EA	17.00	4in SQ REFLECT FIRE HYDRANT MA	10.00	170.00	3.00	30.00	17.00	170.00
121	LF	575.00	24in WIDE WHITE THERMOPLASTIC	7.00	4025.00	0.00	0.00	481.00	3367.00
122	EA	25.00	THERMOPLASTIC ADVISORY MARK	250.00	6500.00	0.00	0.00	35.00	8750.00
123	LF	400.00	4in WIDE TEMP LANE STRIPE	0.75	300.00	0.00	0.00	0.00	0.00
124	LF	3700.00	2in DIA PVC SCH 40 ST LIGHT COND	3.50	12950.00	0.00	0.00	3793.00	13275.50
125	EA	20.00	ST LIGHT FOUNDATION	420.00	8400.00	0.00	0.00	20.00	8400.00
126	EA	18.00	ST LIGHT PULL BOX	250.00	4500.00	0.00	0.00	22.00	5500.00
127	CY	6200.00	EXCAVA, REM & DISP OF MISC FILL	5.00	31000.00	0.00	0.00	6200.00	31000.00
128	LF	65.00	6in X 12in 3000# REINF CONC BAND	15.00	975.00	0.00	0.00	65.00	975.00
129	CY	8.00	3600# REINF CONC COMBO RET WA	850.00	6800.00	3.14	2669.00	11.14	9469.00
130	SF	3300.00	3600# REINF CONC RET WALL	37.50	123750.00	0.00	0.00	3300.00	123750.00

STORM SEWER SCHEDULE

201	LF	48.00	15in DIA PVC SDR 35 PIPE	120.00	5520.00	0.00	0.00	46.00	5520.00
202	LF	34.00	CL III RCP 15in	41.00	1394.00	0.00	0.00	34.00	1394.00
203	LF	727.00	CL III RCP 18in	48.00	34896.00	0.00	0.00	733.00	35184.00
204	LF	156.00	CL III RCP 24in	51.00	7958.00	0.00	0.00	147.00	7497.00
205	LF	775.00	CL III RCP 24in	56.00	43400.00	0.00	0.00	775.00	43400.00
206	LF*	529.00	CL III RCP 36in	91.00	48139.00	0.00	0.00	530.00	48230.00
207	LF*	465.00	CL III RCP 36in	105.00	48825.00	0.00	0.00	465.00	48825.00
208	LF	162.00	CL III RCP 42in	110.00	17820.00	0.00	0.00	162.00	17820.00
209	EA	0.00	TY A MANHOLE	4000.00	0.00	0.00	0.00	0.00	0.00
210	EA	3.00	TY B MANHOLE	4500.00	13500.00	0.00	0.00	3.00	13500.00
211	EA	1.00	DBL TY B HEADWALL 42in	2500.00	2500.00	0.00	0.00	1.00	2500.00
212	SY	290.00	2in STONE RIP RAP TY A DRY	20.00	5800.00	0.00	0.00	424.00	8480.00
213	SY	156.00	SOLID SOD BERMUDA GRASS, WTR	6.00	936.00	0.00	0.00	0.00	0.00
214	SY	1435.00	HYDROMULCH BERMUDA GRASS,	3.50	5022.50	1406.45	4922.58	5191.45	18170.08
215	EA	1.00	6' STD CURB INLET	1800.00	1800.00	0.00	0.00	1.00	1800.00
216	EA	1.00	14' STD CURB INLET	3000.00	3000.00	0.00	0.00	1.00	3000.00
217	EA	2.00	6' RECESS INLET	2000.00	4000.00	0.00	0.00	3.00	6000.00
218	EA	1.00	8' RECESS INLET	2100.00	2100.00	0.00	0.00	1.00	2100.00
219	EA	17.00	10' RECESS INLET	2400.00	40800.00	0.00	0.00	17.00	40800.00
220	EA	2.00	12' RECESS INLET	2700.00	5400.00	0.00	0.00	2.00	5400.00
221	EA	4.00	14' RECESS INLET	3300.00	13200.00	0.00	0.00	4.00	13200.00
222	EA	1.00	4' X 4' TY Y INLET	1800.00	1800.00	0.00	0.00	1.00	1800.00
223	LF	632.00	REM & DISP OF EX REINF CONC PIP	9.00	5688.00	0.00	0.00	632.00	5688.00
224	EA	11.00	REM & DISP OF EX INLET	500.00	5500.00	0.00	0.00	11.00	5500.00
225	CY	1545.00	UNCLASS CHANNEL EXCAVA	7.00	10815.00	0.00	0.00	1545.00	10815.00
226	LS	1.00	TRENCH SAFETY DESIGN (ALL UTILI	1000.00	1000.00	0.00	0.00	1.00	1000.00
227	LF	2894.00	TRENCH SAFETY PROTECTION (DR	1.10	3183.40	0.00	0.00	2894.00	3183.40
228	EA	29.00	INLET PROTECT	50.00	1450.00	0.00	0.00	29.00	1450.00
229	LF	125.00	STRAW BALE DIKE	3.00	375.00	0.00	0.00	0.00	0.00
230	LF	20.00	ROCK BERM	25.00	500.00	0.00	0.00	0.00	0.00
231	LF	1050.00	SILT FENCE	1.50	1575.00	0.00	0.00	1050.00	1575.00
232	EA	4.00	STAB CONST ENTR	1000.00	4000.00	0.00	0.00	2.00	2000.00

UTILITY SCHEDULE

301	LF	20.00	4in PVC DR18 CL 150 WTR PIPE	20.00	400.00	0.00	0.00	20.00	400.00
302	LF	218.00	6in PVC DR18 CL 150 WTR PIPE	25.00	5450.00	0.00	0.00	175.00	4375.00
303	LF	1220.00	8in PVC DR18 CL 150 WTR PIPE	35.00	42700.00	0.00	0.00	1296.00	45360.00
304	EA	1.00	GATE VALVE 4in	400.00	400.00	0.00	0.00	1.00	400.00

305	EA	7.00	GATE VALVE 6in	500.00	3500.00	0.00	0.00	7.00	3500.00
306	EA	8.00	GATE VALVE 8in	700.00	5600.00	0.00	0.00	8.00	5600.00
307	EA	14.00	FIRE HYDRANT	2000.00	28000.00	0.00	0.00	13.00	26000.00
308	LF	40.00	CONC ENCASE	25.00	1000.00	0.00	0.00	40.00	1000.00
309	EA	1.00	TAPP SLEEVE & VALVE 8in X 6in	2000.00	2000.00	0.00	0.00	1.00	2000.00
310	EA	2.00	TAPP SLEEVE & VALVE 24in X 8in	4000.00	8000.00	0.00	0.00	2.00	8000.00
311	EA	1.00	TAPP SLEEVE & VALVE 12in X 6in	3000.00	3000.00	0.00	0.00	1.00	3000.00
312	EA	1.00	6in WTR METER/VAULT & BACKFLO	20000.00	20000.00	0.00	0.00	1.00	20000.00
313	EA	2.00	1in OR 1 1/2in WTR METER BOX & B	2000.00	4000.00	0.00	0.00	2.00	4000.00
314	EA	5.00	ADJ EX WTR VALVE COVER & STAC	125.00	625.00	0.00	0.00	5.00	625.00
315	EA	2.00	ADJ EX WTR METER BOX	125.00	250.00	0.00	0.00	2.00	250.00
318	EA	3.00	RECONNECT EX SERV	1000.00	3000.00	0.00	0.00	3.00	3000.00
317	EA	5.00	CONNECT TO EX WTR SERV	1200.00	6000.00	0.00	0.00	5.00	6000.00
318	LF	1458.00	TRENCH SAFETY (WATER)	1.20	1749.60	0.00	0.00	1491.00	1789.20
319	LS	1.00	PERFORM WTR TEST	1500.00	1500.00	0.00	0.00	1.00	1500.00
320	LF	497.00	SDR35 WWTR PIPE PVC 8in	50.00	24850.00	0.00	0.00	497.00	24850.00
321	EA	1.00	4' DIA MH	2000.00	2000.00	0.00	0.00	1.00	2000.00
322	EA	2.00	CONNECT TO EX MH	1200.00	2400.00	0.00	0.00	2.00	2400.00
323	EA	4.00	ADJ MH TOP	500.00	2000.00	0.00	0.00	5.00	2500.00
324	LF	20.00	CONC ENCASE	35.00	700.00	0.00	0.00	20.00	700.00
325	LF	497.00	TRENCH SAFETY (SANITARY SEWE	1.20	596.40	0.00	0.00	497.00	596.40
326	LF	497.00	TV INSPECT OF WWTR MAIN	1.20	596.40	0.00	0.00	497.00	596.40
327	LS	1.00	PERFORM WWTR LINE & MH TEST	500.00	500.00	0.00	0.00	1.00	500.00
328	EA	2.00	2in IRRIGATION TAP, VALVE, VALVE	2500.00	5000.00	0.00	0.00	3.00	7500.00

ELECTRICAL SCHEDULE

401	LF	3141.00	SCH 40 PVC ELECT CONDUIT 2in	3.10	9737.10	0.00	0.00	3575.00	11082.50
402	LF	739.00	SCH 40 PVC ELECT CONDUIT 3in	5.00	3895.00	0.00	0.00	690.00	3450.00
403	LF	163.00	SCH 40 PVC ELECT CONDUIT 4in	5.20	847.60	369.00	1918.80	532.00	2766.40
404	LF	70.00	SCH 40 PVC ELECT CONDUIT 4in BO	18.00	1120.00	232.00	3712.00	302.00	4832.00
405	LF	1070.00	2 CONDUCT #6 XHHW ELECT WIRE	1.10	1177.00	0.00	0.00	1070.00	1177.00
406	LF	1891.00	#6 BARE ELECT WIRE	0.60	1134.60	0.00	0.00	1691.00	1134.60
407	EA	28.00	TY A PULL BOX	350.00	9800.00	0.00	0.00	25.00	8750.00
408	EA	3.00	TY C PULL BOX	400.00	1200.00	0.00	0.00	4.00	1600.00
409	LS	3.00	ELECT SERV CONNECT	850.00	2550.00	0.00	0.00	3.00	2550.00
410	EA	10.00	TRAFF SIGN R10-12 MAST ARM MO	85.00	850.00	1.00	85.00	11.00	935.00
411	EA	2.00	TRAFF SIGN R3-8 MAST ARM MOJUN	110.00	220.00	0.00	0.00	2.00	220.00
412	EA	7.00	TRAFF SIGN R3-4	110.00	770.00	0.00	0.00	7.00	770.00
413	EA	8.00	SIG POLE CONC FOUNDATION TY 3	1000.00	8000.00	0.00	0.00	8.00	8000.00
414	EA	4.00	SIG POLE CONC FOUNDATION TY 3	1200.00	4800.00	0.00	0.00	4.00	4800.00
415	EA	3.00	CONTROLLER CABINET FOUNDATI	800.00	2400.00	0.00	0.00	3.00	2400.00
416	EA	4.00	30in T BASE POLE W/32' MAST ARM	3800.00	15200.00	0.00	0.00	4.00	15200.00
417	EA	4.00	30in T BASE POLE W/36' MAST ARM	4400.00	17600.00	0.00	0.00	4.00	17600.00
418	EA	2.00	30in T BASE POLE W/40' MAST ARM	5000.00	10000.00	0.00	0.00	2.00	10000.00
419	EA	1.00	30in T BASE POLE W/44' MAST ARM	5200.00	5200.00	0.00	0.00	1.00	5200.00
420	EA	18.00	12in 3 SEC SIG HEAD TY V3	300.00	5400.00	2.00	600.00	20.00	6000.00
421	EA	12.00	12in 4 SEC SIG HEAD TY VLT	800.00	9600.00	0.00	0.00	12.00	9600.00
422	EA	10.00	12in 4 SEC SIGN HEAD TY V4RT	800.00	8000.00	1.00	800.00	11.00	8800.00
423	EA	18.00	VACUUM FORM BACKPLATE 3 SEC	50.00	900.00	2.00	100.00	20.00	1000.00
424	EA	22.00	VACUUM FORM BACKPLATE 4 SEC	55.00	1210.00	1.00	55.00	23.00	1265.00
425	EA	18.00	3 SEC ASTRO BRAC W/29in BANDS	85.00	1530.00	2.00	170.00	20.00	1700.00
426	EA	22.00	4 SEC ASTON BRAC W/29in BANDS	90.00	1980.00	1.00	90.00	23.00	2070.00
427	EA	22.00	PED SIG HEAD W/MOUNTING HDWR	300.00	6600.00	2.00	600.00	24.00	7200.00
428	LF	1672.00	BELDEN 8281 COAX CABLE	2.20	3678.40	842.00	1852.40	2514.00	5530.80
429	LF	1843.00	4 CNDR OPTICOM CABLE	1.10	2027.30	0.00	0.00	1843.00	2027.30
430	LF	1038.00	5 CONDUCT SIG CABLE #12 AWG	1.10	1141.60	0.00	0.00	1038.00	1141.60
431	LF	662.00	7 CONDUCT SIG CABLE #12 AWG	1.25	1077.50	0.00	0.00	862.00	1077.50
432	LF	1792.00	3 CONDUCT SIG CABLE #14 AWG	0.70	1254.40	0.00	0.00	1792.00	1254.40
433	LF	699.00	5 CONDUCT SIG CABLE #12 AWG	1.10	768.90	0.00	0.00	699.00	768.90
434	LF	1462.00	16 CONDUCT SIG CABLE #12 AWG	2.20	3216.40	0.00	0.00	1462.00	3216.40
435	EA	22.00	PED PUSH BUTTON & T10 4B SIGN	110.00	2420.00	2.00	220.00	24.00	2640.00
436	EA	11.00	OPTICOM DIRECT SENSORS	600.00	6600.00	0.00	0.00	11.00	6600.00
437	EA	6.00	OPTICOM DISCRIMINATOR MODULE	2000.00	12000.00	0.00	0.00	6.00	12000.00
438	EA	0.00	INSTALL PORT PER INTERFACE UPL	3500.00	0.00	0.00	0.00	0.00	0.00
439	EA	0.00	FURNISH PORT PER INTERFACE UP	15000.00	0.00	0.00	0.00	0.00	0.00
440	EA	3.00	8 PH NEMA TS-2 TY 1 CTRL ASSY	35000.00	105000.00	0.00	0.00	3.00	105000.00
441	EA	11.00	VIDEO CAMERA W/MOUNT HDWR	2800.00	30800.00	1.00	2800.00	12.00	33600.00
442	EA	0.00	TV MONITOR FURN	1000.00	0.00	0.00	0.00	0.00	0.00
443	EA	0.00	TV MONITOR INSTL	500.00	0.00	0.00	0.00	0.00	0.00
444	EA	2.00	CONNECT TO EX RR CTRL	1000.00	2000.00	0.00	0.00	2.00	2000.00
445	LS	1.00	ADJ OF CITY TRAFF SIGS AT INTER	15000.00	15000.00	0.00	0.00	0.00	0.00
446	EA	1.00	CONTROLLER CABINET ASSY (BRO	17000.00	17000.00	0.00	0.00	1.00	17000.00
447	EA	1.00	VIDEO TRACKING UNIT	20000.00	20000.00	0.00	0.00	1.00	20000.00
448	EA	1.00	62 PIN I/O CABLE	300.00	300.00	0.00	0.00	1.00	300.00
449	EA	1.00	CAMERA INTERFACE PANEL (6 CAM	600.00	600.00	0.00	0.00	1.00	600.00
450	EA	1.00	BNC CONNECTOR	5.00	5.00	0.00	0.00	1.00	5.00
451	EA	1.00	POWER CONDITIONER FOR VTU	300.00	300.00	0.00	0.00	1.00	300.00
452	EA	2.00	UNDERGROUND SVC, PEDESTAL, A	1200.00	2400.00	0.00	0.00	2.00	2400.00

LANDSCAPE SCHEDULE

501	SF*	3950.00	BRICK PAVERS ON ASPH BASE ON	10.50	41475.00	0.00	0.00	3950.00	41475.00
502	SF	9800.00	CONC PAVING (SANDBLAST)(ARAP	7.00	68600.00	0.00	0.00	9800.00	68600.00

503	SF	3490.00	CONC CROSSWALKS W/SANDBLAS	6.25	21812.50	0.00	0.00	3490.00	21812.50
504	SF*	4000.00	QUORUM DR/BRICK ON 4in CONC S	8.50	34000.00	0.00	0.00	4000.00	34000.00
505	SF*	8763.00	DBL ROW BRICK BAND ON CONCRE	9.00	78867.00	0.00	0.00	8733.29	78599.61
506	SF	44288.00	SPECIAL SW CONC DIAG PATTERN/	4.75	210368.00	0.00	0.00	44288.00	210368.00
507	LF*	9780.00	1/4in FIBROUS EXPAND JOINT W/BA	3.10	30318.00	0.00	0.00	9780.00	30318.00
508	LF	385.00	1 FT WIDE CONCRETE MEDIAN/PAV	10.00	3850.00	0.00	0.00	458.00	4580.00
509	EA	77.00	BEGA LIGHT FIXTURES & POLES IN	3000.00	231000.00	3.00	9000.00	77.00	231000.00
510	LF	3500.00	3/4in SCH 40 PVC ELECTR CONDT	2.80	9800.00	0.00	0.00	2292.00	6417.60
511	LF	4000.00	1in SCH 40 PVC ELECT CONDT	2.95	11800.00	0.00	0.00	3692.00	10891.40
512	LF	1200.00	2in SCH 40 PVC CONDT SLEEVES	3.00	3600.00	0.00	0.00	1646.00	4938.00
513	LF	4000.00	#8 AWG ELECT SERVICE	1.00	4000.00	0.00	0.00	4092.00	4092.00
514	LF	10000.00	#8 AWG ELECTR WIRE	0.50	5000.00	0.00	0.00	12449.00	6224.50
515	LF	2800.00	#10 AWG ELECTR WIRE	0.45	1260.00	0.00	0.00	1715.00	771.75
516	EA	12.00	CAST IRON ELECT JCT BOX	600.00	7200.00	0.00	0.00	0.00	0.00
517	EA	113.00	60" TREE GRATE W/CONC EDGE & B	1900.00	214700.00	0.00	0.00	109.00	207100.00
518	EA	16.00	BOLLARD W/LIGHT FIXTURE	2900.00	46400.00	0.00	0.00	16.00	46400.00
519	LF	700.00	4in PERF SCH 40 PVC FRENCH DRAI	17.00	11900.00	0.00	0.00	984.00	16728.00
520	LF	4500.00	NON-PERF PVC PIPE CONNECTED T	15.00	67500.00	0.00	0.00	3355.00	50325.00
521	EA	125.00	100 GAL 4in RED OAK	1000.00	125000.00	0.00	0.00	124.00	124000.00
522	EA	132.00	12 FT FOSTER HOLLY	1000.00	132000.00	0.00	0.00	132.00	132000.00
523	SF	504.00	ASIAN JASMINE 4in POTS, QUORUM	2.00	1008.00	0.00	0.00	504.00	1008.00
524	SF	21862.00	BERMUDA SOD (TEX TURF 10)	0.50	10931.00	0.00	0.00	21157.00	10578.50
525	SF	2275.00	ASIAN JASMINE 4in POTS, MEDIANS	2.00	4550.00	0.00	0.00	2275.00	4550.00
526	EA	2.00	2in HERSEY WATER METERS W/TAP	2000.00	4000.00	0.00	0.00	2.00	4000.00
527	EA	2.00	2in FEBCO 805-Y DBL CHECK VALVE	1000.00	2000.00	0.00	0.00	2.00	2000.00
528	EA	1.00	RAINMASTER DX-2 STAINLESS STE	16500.00	18500.00	0.00	0.00	1.00	16500.00
529	LS	1.00	ELECTRICAL SERVICE CONNECTIO	1500.00	1500.00	0.00	0.00	1.00	1500.00
530	EA	214.00	RAIN-BIRD 1402 PRESS COMP BUBB	5.00	1070.00	0.00	0.00	214.00	1070.00
531	EA	318.00	TORO 57DZ-40 TURF HEADS IN MED	6.00	1908.00	0.00	0.00	453.00	2718.00
532	EA	227.00	TORO 570 MPR NOZZLES W/HARDIE	13.00	2951.00	0.00	0.00	227.00	2951.00
533	LF	1160.00	4in SCH 40 PVC SLEEVES	5.10	5916.00	0.00	0.00	1160.00	5916.00
534	LF	5260.00	2 1/2in SCH 40 PVC SLEEVES (TREE	3.10	16306.00	0.00	0.00	5260.00	16306.00
535	EA	3.00	WEATHERMATIC 11000 SERIES 1 R	100.00	300.00	0.00	0.00	9.00	900.00
536	EA	7.00	WEATHERMATIC 11000 SERIES 1 1/	150.00	1050.00	0.00	0.00	11.00	1650.00
537	EA	8.00	WEATHERMATIC 11000 SERIES 2in	200.00	1600.00	0.00	0.00	9.00	1600.00
538	LF	18100.00	ELECTRICAL VALVE WIRING 14 GA	0.10	1810.00	0.00	0.00	29100.00	2910.00
539	LF	350.00	2.5in SCH 40 PVC MAIN LINE	3.30	1155.00	0.00	0.00	1070.00	3531.00
540	EA	18.00	SPEARS 2in BALL VALVES	50.00	900.00	0.00	0.00	18.00	900.00
541	EA	4.00	BUCKNER 30A QCV W/VALVE BOX	200.00	800.00	0.00	0.00	10.00	2000.00
542	LF	80.00	2.5in CLASS 200 PVC PIPE	3.50	280.00	0.00	0.00	80.00	280.00
543	LF	1120.00	2in CLASS 200 PVC PIPE	2.20	2464.00	0.00	0.00	1160.00	2552.00
544	LF	1360.00	1 1/2in PVC PIPE	2.00	2720.00	0.00	0.00	1440.00	2880.00
545	LF	3220.00	1 1/4in PVC PIPE	1.80	5796.00	0.00	0.00	3340.00	6012.00
546	LF	4000.00	1in PVC PIPE	1.70	6800.00	0.00	0.00	4440.00	7548.00
547	LF	3400.00	3/4in PVC PIPE	1.60	5440.00	0.00	0.00	4680.00	7486.00
548	EA	109.00	60" TREE GRATE, R-8836-A (DEDUCT	(300.00)	(32,700.00)	0.00	0.00	109.00	(32,700.00)
550	LF	1750.00	3/4" PVC CONDUIT TO TREE WELLS	2.95	5162.50	-1625.00	-4793.75	0.00	0.00

Change Order #1

CY	560.00	REM/REPL PEA GRAVEL	9.58	5364.80	0.00	0.00	560.00	5364.80
----	--------	---------------------	------	---------	------	------	--------	---------

Change Order #2

LS	1.00	ABANDON EXISTING WATER SERVIC	490.00	490.00	0.00	0.00	1.00	490.00
LS	1.00	EXPLORATION AT ADDISON/ARAPAH	1255.00	1255.00	0.00	0.00	1.00	1255.00
LS	1.00	CONNECT SWB ROOF DRAINS	700.00	700.00	0.00	0.00	1.00	700.00

Change Order #3

LS	1.00	ORANGE CONSTRUCTION FENCE	952.84	952.84	0.00	0.00	1.00	952.84
LS	1.00	LOWER IRRIGATION CONDUIT	6061.72	6061.72	0.00	0.00	1.00	6061.72

Change Order #4

551	LF	8000.00	INSTALL/REM TEMP BUTTONS	1.55	9300.00	0.00	0.00	3108.00	4814.30
-----	----	---------	--------------------------	------	---------	------	------	---------	---------

Change Order #5

552	LS	1.00	CONVERT EXISTING INLET TO MANH	3700.00	3700.00	0.00	0.00	1.00	3700.00
553	CY	31.00	ADDITIONAL COST FOR CL K CONC	120.00	3720.00	0.00	0.00	30.00	3600.00
LS	1.00	RELOCATE HYDRANT ON QUORUM	2000.00	2000.00	0.00	0.00	1.00	2000.00	

Change Order #6

554	EA	1.00	BASE POLE W/48' MAST ARM	7800.00	7800.00	0.00	0.00	1.00	7800.00
-----	----	------	--------------------------	---------	---------	------	------	------	---------

Change Order #7

EA	18.00	65 GAL SHUMARD RED OAK (3.5"-4")	780.00	14040.00	0.00	0.00	18.00	14040.00
----	-------	----------------------------------	--------	----------	------	------	-------	----------

Change Order #8

555 EA 32.00 REPLACE BALLAST & LAMPS (13 W) 170.00 5440.00 32.00 5440.00 32.00 5440.00

Change Order #9

EA	0.00	CREDIT FOR BEGA BASE NOT INSTA	-300.00	0.00	3.00	-900.00	3.00	-900.00
LF	98.00	ELIM EXISTING 24" STRIPE	3.45	338.10	98.00	338.10	98.00	338.10
EA	8.00	ELIM EXISTING ARROW	35.00	280.00	8.00	280.00	8.00	280.00
LF	487.00	ELIM EXISTING 6" STRIPE	1.15	560.05	487.00	560.05	487.00	560.05
LF	826.00	8" WHITE THERMO (SLD)	2.50	2065.00	826.00	2065.00	826.00	2065.00
LF	278.00	4" YELLOW THERMO (SLD)	1.25	347.50	276.00	347.50	278.00	347.50
SF	4898.00	EXTRA COST OF PINE HALL PAVERS	1.85	9061.30	4698.00	9061.30	4898.00	9061.30
LS	0.00	RECONSTRUCT MILLENIUM DRIVEW	6470.10	0.00	0.00	0.00	0.00	0.00
LS	0.00	MATERIAL ON HAND, UTILITIES	1.00	0.00	0.00	0.00	0.00	0.00
LS	0.00	MATERIAL ON HAND, LANDSCAPE	78.95	0.00	0.00	0.00	0.00	0.00
LS	0.00	MATERIAL ON HAND, TREE GRATES	480.35	0.00	0.00	0.00	0.00	0.00
LS	0.00	MATERIAL ON HAND, SIGNAL ITEMS	1.00	0.00	0.00	0.00	0.00	0.00
LS	0.00	MATERIAL ON HAND, SIGNAL POLES	3292.27	0.00	0.00	0.00	0.00	0.00
LS	0.00	MATERIAL ON HAND, BEGA POLES	1658.60	0.00	0.00	0.00	0.00	0.00
LS	0.00	MATERIAL ON HAND, SIGNAL HARD	1.00	0.00	0.00	0.00	0.00	0.00
LS	0.00	MATERIAL ON HAND, BRICK PAVERS	1.00	0.00	0.00	0.00	0.00	0.00
LS	0.00	MATERIAL ON HAND, VIDEO EQUIPM	1.00	0.00	0.00	0.00	0.00	0.00

3,944,653.31	MONTH	43,051.98	TO DATE	3,984,675.15
	DEDUCTIONS	0.00	DEDUCTIONS	0.00
	SUB TOTAL	43,051.98	SUB TOTAL	3,984,675.15
	RETAINAGE		RETAINAGE	
	0%	0.00	0%	0.00
	SUB TOTAL	43,051.98	PREV PAY	3,744,542.01
			AMT DUE	240,133.14

I certify that this monthly estimate is a true representation of the work performed on this contract.


Ed Bell Construction Company

24 Aug 01
Date

Reviewed By:


Town of Addison Public Works Inspector

9/27/01
Date

Approved By:


Town of Addison Assistant City Engineer

9/27/01
Date

ED BELL CONSTRUCTION COMPANY

POST OFFICE BOX 540787
DALLAS, TEXAS 75354-0787

10605 HARRY HINES
DALLAS, TEXAS 75220

January 14, 2000

Mr. James C. Pierce, Jr., P.E.
Assistant City Engineer
Town of Addison
P.O. Box 144
Addison, Texas 75001


Re: Arapaho Road Reconstruction
Addison Road to Dallas North Tollway
Town of Addison

Dear Mr. Pierce:

Enclosed for your review is our revised billing on the referenced project through December 31, 1999. This billing represents our final billing for the project with the exception of some change order items and several quantity disputes from Mel's Electric and ASC Pavement Markings.

If you have any questions regarding this billing, please contact our office.

Sincerely,
Ed Bell Construction Company



Robert D. Weber
Project Engineer

**TOWN OF ADDISON
PAYMENT AUTHORIZATION MEMO**

DATE:

1/18/00

Claim #

Check \$

123,092.21

Vendor No.

4129

Vendor Name

Ed Bell Construction Co.

Address

P.O. Box 540787

Address

Dallas

Address

TX

Zip Code

75354-0787

INVOICE # OR DESCRIPTION	FUND	DEPT	OBJ	PROJ	SAC	AMOUNT
	(00)	(000)	(00000)	(00000)	(000)	(\$000,000.00)
Estimate 18	41	000	58210	42302		123,092.21

TOTAL 123,092.21

EXPLANATION

Arapaho Road reconstruction
Addison Fund to Dallas North Tollway


Authorized Signature

Finance

ED BELL CONSTRUCTION COMPANY ***** MONTHLY ESTIMATE

JOB NO. 931 ESTIMATE N 21
 PROJECT_ ARAPAHO ROAD RECONSTRUCTION
 LOCATION ADDISON ROAD TO DALLAS NORTH TOLLWAY FROM DECEMBER 1, 1999
 BID DATE_ JANUARY 15, 1998 TO DECEMBER 31, 1999
 ENGINEER JAMES C. PIERCE, JR., P.E.
 OWNER_ CITY OF ADDISON

ITEM	UNIT	BID QUANTITY	DESCRIPTION	BID PRICE	TOTAL COST	QUANTITY THIS MONTH	AMOUNT	QUANTITY TO DATE	AMOUNT
101	MO	14.00	BARRICADES SIGNS & TRAFF CTRL	5000.00	70000.00	0.00	0.00	16.50	82500.00
102	STA	37.00	PREP ROW	750.00	27750.00	0.00	0.00	37.00	27750.00
103	SY	12764.00	REM & DISP OF EX CONC PAVE	7.50	95730.00	0.00	0.00	12827.00	96202.50
104	SF	9683.00	REM & DISP OF EX CONC SW	1.00	9683.00	0.00	0.00	9710.00	9710.00
105	CY*	13127.00	UNCLASS EXCAVATION (SCRAPER)	5.00	65635.00	0.00	0.00	13127.00	65635.00
106	SY*	29432.00	10in REINF CONC PAVE 650#FLEX	29.65	872658.80	0.00	0.00	30738.00	911381.70
107	SY*	1709.00	6in REINF CONC PAVE 650# FLEX	24.00	41016.00	0.00	0.00	1805.00	43320.00
108	SY	32500.00	6in LIME STAB INCL PROOFROLLIN	1.50	48763.50	0.00	0.00	32797.00	49195.50
109	TN	488.00	HYDRATED LIME (30 #/SY)	100.00	48800.00	0.00	0.00	500.91	50091.00
110	LF	13296.00	6in INTEGRAL CONC CURB 650# FLE	1.50	19944.00	0.00	0.00	13335.00	20002.50
111	EA	15.00	MONO MEDIAN NOSE 650# FLEX	600.00	9000.00	0.00	0.00	15.00	9000.00
112	SY	85.00	REINF CONC ISLAND 650# FLEX	35.00	2975.00	0.00	0.00	101.00	3535.00
113	SF	2812.00	4in REINF CONC SW 3000#	2.45	6889.40	0.00	0.00	5282.00	12940.90
114	SY	1700.00	6in HMAC TY A DETOURS	15.00	25500.00	0.00	0.00	1322.00	19830.00
115	LF	207.00	REINF CONC ST HEADER 650# FLEX	8.00	1656.00	0.00	0.00	207.00	1856.00
116	EA	980.00	4in DIA REFLECT PAVE MARKER TY	5.00	4900.00	698.00	3490.00	698.00	3490.00
117	EA	32.00	4in DIA REFLECT PAVE MARKER TY	6.00	192.00	86.00	516.00	86.00	516.00
118	EA	311.00	6in X 6in REFLECT JIGGLE BARS WH	13.00	4043.00	395.00	5135.00	395.00	5135.00
119	EA	246.00	8in 2 WAY DUAL REFLECT PAVE MA	30.00	7380.00	0.00	0.00	0.00	0.00
120	EA	17.00	4in SQ REFLECT FIRE HYDRANT MA	10.00	170.00	14.00	140.00	14.00	140.00
121	LF	575.00	24in WIDE WHITE THERMOPLASTIC	7.00	4025.00	481.00	3367.00	481.00	3367.00
122	EA	26.00	THERMOPLASTIC ADVISORY MARK	250.00	6500.00	35.00	8750.00	35.00	8750.00
123	LF	400.00	4in WIDE TEMP LANE STRIPE	0.75	300.00	0.00	0.00	0.00	0.00
124	LF	3700.00	2in DIA PVC SCH 40 ST LIGHT COND	3.50	12950.00	0.00	0.00	3793.00	13275.50
125	EA	20.00	ST LIGHT FOUNDATION	420.00	8400.00	0.00	0.00	20.00	8400.00
126	EA	18.00	ST LIGHT PULL BOX	250.00	4500.00	1.00	250.00	22.00	5500.00
127	CY	6200.00	EXCAVA, REM & DISP OF MISC FILL	5.00	31000.00	0.00	0.00	6200.00	31000.00
128	LF	65.00	6in X 12in 3000# REINF CONC BAND	15.00	975.00	0.00	0.00	65.00	975.00
129	CY	8.00	3600# REINF CONC COMBO RET WA	850.00	6800.00	0.00	0.00	8.00	6800.00
130	SF	3300.00	3600# REINF CONC RET WALL	37.50	123750.00	0.00	0.00	3300.00	123750.00

STORM SEWER SCHEDULE

201	LF	46.00	15in DIA PVC SDR 35 PIPE	120.00	5520.00	0.00	0.00	46.00	5520.00
202	LF	34.00	CL III RCP 15in	41.00	1394.00	0.00	0.00	34.00	1394.00
203	LF	727.00	CL III RCP 18in	48.00	34896.00	0.00	0.00	733.00	35184.00
204	LF	158.00	CL III RCP 21in	51.00	7956.00	0.00	0.00	147.00	7497.00
205	LF	775.00	CL III RCP 24in	56.00	43400.00	0.00	0.00	775.00	43400.00
206	LF*	529.00	CL III RCP 36in	91.00	48139.00	0.00	0.00	530.00	48230.00
207	LF*	465.00	CL III RCP 39in	105.00	48825.00	0.00	0.00	465.00	48825.00
208	LF	162.00	CL III RCP 42in	110.00	17820.00	0.00	0.00	162.00	17820.00
209	EA	0.00	TY A MANHOLE	4000.00	0.00	0.00	0.00	0.00	0.00
210	EA	3.00	TY B MANHOLE	4500.00	13500.00	0.00	0.00	3.00	13500.00
211	EA	1.00	DBL TY B HEADWALL 42in	2500.00	2500.00	0.00	0.00	1.00	2500.00
212	SY	290.00	2in STONE RIP RAP TY A DRY	20.00	5800.00	0.00	0.00	424.00	6480.00
213	SY	156.00	SOLID SOD BERMUDA GRASS, WTR	6.00	936.00	0.00	0.00	0.00	0.00
214	SY	1435.00	HYDROMULCH BERMUDA GRASS,	3.50	5022.50	3785.00	13247.50	3785.00	13247.50
215	EA	1.00	6' STD CURB INLET	1800.00	1800.00	0.00	0.00	1.00	1800.00
216	EA	1.00	14' STD CURB INLET	3000.00	3000.00	0.00	0.00	1.00	3000.00
217	EA	2.00	6' RECESS INLET	2000.00	4000.00	0.00	0.00	3.00	6000.00
218	EA	1.00	8' RECESS INLET	2100.00	2100.00	0.00	0.00	1.00	2100.00
219	EA	17.00	10' RECESS INLET	2400.00	40800.00	0.00	0.00	17.00	40800.00
220	EA	2.00	12' RECESS INLET	2700.00	5400.00	0.00	0.00	2.00	5400.00
221	EA	4.00	14' RECESS INLET	3300.00	13200.00	0.00	0.00	4.00	13200.00
222	EA	1.00	4' X 4' TY Y INLET	1600.00	1600.00	0.00	0.00	1.00	1600.00
223	LF	632.00	REM & DISP OF EX REINF CONC PIP	9.00	5688.00	0.00	0.00	632.00	5688.00
224	EA	11.00	REM & DISP OF EX INLET	500.00	5500.00	0.00	0.00	11.00	5500.00
225	CY	1545.00	UNCLASS CHANNEL EXCAVA	7.00	10815.00	0.00	0.00	1545.00	10815.00
226	LS	1.00	TRENCH SAFETY DESIGN (ALL UTILI	1000.00	1000.00	0.00	0.00	1.00	1000.00
227	LF	2894.00	TRENCH SAFETY PROTECTION (DR	1.10	3183.40	0.00	0.00	2894.00	3183.40
228	EA	29.00	INLET PROTECT	50.00	1450.00	0.00	0.00	29.00	1450.00
229	LF	125.00	STRAW BALE DIKE	3.00	375.00	0.00	0.00	0.00	0.00
230	LF	20.00	ROCK BERM	25.00	500.00	0.00	0.00	0.00	0.00
231	LF	1050.00	SILT FENCE	1.50	1575.00	0.00	0.00	1050.00	1575.00
232	EA	4.00	STAB CONST ENTR	1000.00	4000.00	0.00	0.00	2.00	2000.00

UTILITY SCHEDULE

301	LF	20.00	4in PVC DR18 CL 150 WTR PIPE	20.00	400.00	0.00	0.00	20.00	400.00
302	LF	218.00	6in PVC DR18 CL 150 WTR PIPE	25.00	5450.00	0.00	0.00	175.00	4375.00
303	LF	1220.00	8in PVC DR16 CL 150 WTR PIPE	35.00	42700.00	0.00	0.00	1296.00	45360.00
304	EA	1.00	GATE VALVE 4in	400.00	400.00	0.00	0.00	1.00	400.00

305	EA	7.00	GATE VALVE 6in	500.00	3500.00	0.00	0.00	7.00	3500.00
306	EA	8.00	GATE VALVE 8in	700.00	5600.00	0.00	0.00	8.00	5600.00
307	EA	14.00	FIRE HYDRANT	2000.00	28000.00	0.00	0.00	13.00	26000.00
308	LF	40.00	CONC ENCASE	25.00	1000.00	0.00	0.00	40.00	1000.00
309	EA	1.00	TAPP SLEEVE & VALVE 8in X 6in	2000.00	2000.00	0.00	0.00	1.00	2000.00
310	EA	2.00	TAPP SLEEVE & VALVE 24in X 8in	4000.00	8000.00	0.00	0.00	2.00	8000.00
311	EA	1.00	TAPP SLEEVE & VALVE 12in X 6in	3000.00	3000.00	0.00	0.00	1.00	3000.00
312	EA	1.00	6in WTR METER/VAULT & BACKFLO	20000.00	20000.00	0.00	0.00	1.00	20000.00
313	EA	2.00	1in OR 1 1/2in WTR METER BOX & B	2000.00	4000.00	0.00	0.00	2.00	4000.00
314	EA	5.00	ADJ EX WTR VALVE COVER & STAC	125.00	625.00	0.00	0.00	5.00	625.00
315	EA	2.00	ADJ EX WTR METER BOX	125.00	250.00	0.00	0.00	2.00	250.00
316	EA	3.00	RECONNECT EX SERV	1000.00	3000.00	0.00	0.00	3.00	3000.00
317	EA	5.00	CONNECT TO EX WTR SERV	1200.00	6000.00	0.00	0.00	5.00	6000.00
318	LF	1458.00	TRENCH SAFETY (WATER)	1.20	1749.60	0.00	0.00	1491.00	1789.20
319	LS	1.00	PERFORM WTR TEST	1500.00	1500.00	0.00	0.00	1.00	1500.00
320	LF	497.00	SDR35 WWTR PIPE PVC 8in	50.00	24850.00	0.00	0.00	497.00	24850.00
321	EA	1.00	4' DIA MH	2000.00	2000.00	0.00	0.00	1.00	2000.00
322	EA	2.00	CONNECT TO EX MH	1200.00	2400.00	0.00	0.00	2.00	2400.00
323	EA	4.00	ADJ MH TOP	500.00	2000.00	0.00	0.00	5.00	2500.00
324	LF	20.00	CONC ENCASE	35.00	700.00	0.00	0.00	20.00	700.00
325	LF	497.00	TRENCH SAFETY (SANITARY SEWE	1.20	596.40	0.00	0.00	497.00	596.40
326	LF	497.00	TV INSPECT OF WWTR MAIN	1.20	596.40	0.00	0.00	497.00	596.40
327	LS	1.00	PERFORM WWTR LINE & MH TEST	500.00	500.00	0.00	0.00	1.00	500.00
328	EA	2.00	2in IRRIGATION TAP, VALVE, VALVE	2500.00	5000.00	0.00	0.00	3.00	7500.00

ELECTRICAL SCHEDULE

401	LF	3141.00	SCH 40 PVC ELECT CONDUIT 2in	3.10	9737.10	0.00	0.00	3575.00	11082.50
402	LF	739.00	SCH 40 PVC ELECT CONDUIT 3in	5.00	3695.00	0.00	0.00	690.00	3450.00
403	LF	163.00	SCH 40 PVC ELECT CONDUIT 4in	5.20	847.60	0.00	0.00	163.00	847.60
404	LF	70.00	SCH 40 PVC ELECT CONDUIT 4in BO	16.00	1120.00	0.00	0.00	70.00	1120.00
405	LF	1070.00	2 CONDUCT #6 XHHW ELECT WIRE	1.10	1177.00	0.00	0.00	1070.00	1177.00
406	LF	1891.00	#6 BARE ELECT WIRE	0.60	1134.60	0.00	0.00	1891.00	1134.60
407	EA	28.00	TY A PULL BOX	350.00	980.00	0.00	0.00	25.00	875.00
408	EA	3.00	TY C PULL BOX	400.00	1200.00	0.00	0.00	4.00	1600.00
409	LS	3.00	ELECT SERV CONNECT	850.00	2550.00	0.00	0.00	3.00	2550.00
410	EA	10.00	TRAFF SIGN R10-12 MAST ARM MO	85.00	850.00	0.00	0.00	10.00	850.00
411	EA	2.00	TRAFF SIGN R3-8 MAST ARM MOUN	110.00	220.00	0.00	0.00	2.00	220.00
412	EA	7.00	TRAFF SIGN R3-4	110.00	770.00	0.00	0.00	7.00	770.00
413	EA	8.00	SIG POLE CONC FOUNDATION TY 3	1000.00	8000.00	0.00	0.00	8.00	8000.00
414	EA	4.00	SIG POLE CONC FOUNDATION TY 3	1200.00	4800.00	0.00	0.00	4.00	4800.00
415	EA	3.00	CONTROLLER CABINET FOUNDATI	900.00	2400.00	0.00	0.00	3.00	2400.00
416	EA	4.00	30in T BASE POLE W/32' MAST ARM	3800.00	15200.00	0.00	0.00	4.00	15200.00
417	EA	4.00	30in T BASE POLE W/36' MAST ARM	4400.00	17600.00	0.00	0.00	4.00	17600.00
418	EA	2.00	30in T BASE POLE W/40' MAST ARM	5000.00	10000.00	0.00	0.00	2.00	10000.00
419	EA	1.00	30in T BASE POLE W/44' MAST ARM	5200.00	5200.00	0.00	0.00	1.00	5200.00
420	EA	16.00	12in 3 SEC SIG HEAD TY V3	300.00	5400.00	0.00	0.00	18.00	5400.00
421	EA	12.00	12in 4 SEC SIG HEAD TY VLT	800.00	9600.00	0.00	0.00	12.00	9600.00
422	EA	10.00	12in 4 SEC SIGN HEAD TY V4RT	800.00	8000.00	0.00	0.00	10.00	8000.00
423	EA	18.00	VACUUM FORM BACKPLATE 3 SEC	50.00	900.00	0.00	0.00	18.00	900.00
424	EA	22.00	VACUUM FORM BACKPLATE 4 SEC	55.00	1210.00	0.00	0.00	22.00	1210.00
425	EA	18.00	3 SEC ASTRO BRAC W/29in BANDS	85.00	1530.00	0.00	0.00	18.00	1530.00
426	EA	22.00	4 SEC ASTON BRAC W/29in BANDS	90.00	1980.00	0.00	0.00	22.00	1980.00
427	EA	22.00	PED SIG HEAD W/MOUNTING HDWR	300.00	6600.00	0.00	0.00	22.00	6600.00
428	LF	1672.00	BELDEN 8281 COAX CABLE	2.20	3878.40	0.00	0.00	1672.00	3678.40
429	LF	1843.00	4 CNDR OPTICOM CABLE	1.10	2027.30	0.00	0.00	1843.00	2027.30
430	LF	1038.00	5 CONDUCT SIG CABLE #12 AWG	1.10	1141.80	0.00	0.00	1038.00	1141.80
431	LF	862.00	7 CONDUCT SIG CABLE #12 AWG	1.25	1077.50	200.00	250.00	662.00	1077.50
432	LF	1792.00	3 CONDUCT SIG CABLE #14 AWG	0.70	1254.40	0.00	0.00	1792.00	1254.40
433	LF	699.00	5 CONDUCT SIG CABLE #12 AWG	1.10	766.90	0.00	0.00	699.00	766.90
434	LF	1462.00	16 CONDUCT SIG CABLE #12 AWG	2.20	3218.40	0.00	0.00	1462.00	3218.40
435	EA	22.00	PED PUSH BUTTON & T10 4B SIGN	110.00	2420.00	0.00	0.00	22.00	2420.00
436	EA	11.00	OPTICOM DIRECT SENSORS	600.00	6600.00	0.00	0.00	11.00	6600.00
437	EA	6.00	OPTICOM DISCRIMINATOR MODULE	2000.00	12000.00	0.00	0.00	6.00	12000.00
438	EA	0.00	INSTALL PORT PER INTERFACE UPL	3500.00	0.00	0.00	0.00	0.00	0.00
439	EA	0.00	FURNISH PORT PER INTERFACE UP	15000.00	0.00	0.00	0.00	0.00	0.00
440	EA	3.00	8 PH NEMA TS-2 TY 1 CTRL ASSY	35000.00	105000.00	0.00	0.00	3.00	105000.00
441	EA	11.00	VIDEO CAMERA W/MOUNT HDWR	2800.00	30800.00	0.00	0.00	11.00	30800.00
442	EA	0.00	TV MONITOR FURN	1000.00	0.00	0.00	0.00	0.00	0.00
443	EA	0.00	TV MONITOR INSTL	500.00	0.00	0.00	0.00	0.00	0.00
444	EA	2.00	CONNECT TO EX RR CTRL	1000.00	2000.00	0.00	0.00	2.00	2000.00
445	LS	1.00	ADJ OF CITY TRAFF SIGS AT INTER	15000.00	15000.00	0.00	0.00	0.00	0.00
446	EA	1.00	CONTROLLER CABINET ASSY (BRO	17000.00	17000.00	0.00	0.00	1.00	17000.00
447	EA	1.00	VIDEO TRACKING UNIT	20000.00	20000.00	0.00	0.00	1.00	20000.00
448	EA	1.00	62 PIN I/O CABLE	300.00	300.00	0.00	0.00	1.00	300.00
449	EA	1.00	CAMERA INTERFACE PANEL (6 CAM	600.00	600.00	0.00	0.00	1.00	600.00
450	EA	1.00	BNC CONNECTOR	5.00	5.00	0.00	0.00	1.00	5.00
451	EA	1.00	POWER CONDITIONER FOR VTU	300.00	300.00	0.00	0.00	1.00	300.00
452	EA	2.00	UNDERGROUND SVC, PEDESTAL, A	1200.00	2400.00	0.00	0.00	2.00	2400.00

LANDSCAPE SCHEDULE


501	SF*	3950.00	BRICK PAVERS ON ASPH BASE ON	10.50	41475.00	0.00	0.00	3950.00	41475.00
502	SF	9800.00	CONC PAVING (SANDBLAST)(ARAP	7.00	68600.00	0.00	0.00	9800.00	68600.00

				<i>Bid Price</i>	<i>Total Cost</i>	<i>Quam this mo?</i>	<i>amt</i>	<i>Quam to date</i>	<i>amt</i>	
503	SF	3490.00	CONC CROSSWALKS W/SANDBLAS	6.25	21812.50	0.00	0.00	3490.00	21812.50	
504	SF*	4000.00	QUORUM DR/BRICK ON 4in CONC S	8.50	34000.00	4000.00	34000.00	4000.00	34000.00	
505	SF*	8763.00	DBL ROW BRICK BAND ON CONCRE	9.00	78867.00	1428.00	12852.00	8733.29	78569.61	
506	SF	44288.00	SPECIAL SW CONC DIAG PATTERN/	4.75	210368.00	2005.00	9523.75	44288.00	210368.00	
507	LF*	9780.00	1/4in FIBROUS EXPAND JOINT W/BA	3.10	30318.00	190.00	589.00	9780.00	30318.00	
508	LF	385.00	1 FT WIDE CONCRETE MEDIAN/PAV	10.00	3850.00	0.00	0.00	458.00	4580.00	
509	EA	77.00	BEGA LIGHT FIXTURES & POLES IN	3000.00	231000.00	0.00	0.00	74.00	222000.00	
510	LF	3500.00	3/4in SCH 40 PVC ELECTR CONDT	2.80	9800.00	0.00	0.00	2292.00	6417.60	
511	LF	4000.00	1in SCH 40 PVC ELECT CONDT	2.95	11800.00	0.00	0.00	3892.00	10891.40	
512	LF	1200.00	2in SCH 40 PVC CONDT SLEEVES	3.00	3600.00	0.00	0.00	1646.00	4938.00	
513	LF	4000.00	#6 AWG ELECT SERVICE	1.00	4000.00	0.00	0.00	4092.00	4092.00	
514	LF	10000.00	#8 AWG ELECT WIRE	0.50	5000.00	0.00	0.00	12449.00	6224.50	
515	LF	2600.00	#10 AWG ELECT WIRE	0.45	1260.00	0.00	0.00	1715.00	771.75	
516	EA	12.00	CAST IRON ELECT JCT BOX	600.00	7200.00	0.00	0.00	0.00	0.00	
517	EA	113.00	60" TREE GRATE W/CONC EDGE & B	1900.00	214700.00	0.00	0.00	109.00	207100.00	
518	EA	16.00	BOLLARD W/LIGHT FIXTURE	2900.00	46400.00	1.00	2900.00	16.00	46400.00	
519	LF	700.00	4in PERF SCH 40 PVC FRENCH DRAJ	17.00	11900.00	129.00	2193.00	984.00	16728.00	
520	LF	4500.00	NON-PERF PVC PIPE CONNECTED T	15.00	67500.00	145.00	2175.00	3355.00	50325.00	
521	EA	125.00	100 GAL 4in RED OAK	1000.00	125000.00	0.00	0.00	124.00	124000.00	
522	EA	132.00	12 FT FOSTER HOLLY	1000.00	132000.00	0.00	0.00	132.00	132000.00	
523	SF	504.00	ASIAN JASMINE 4in POTS, QUORUM	2.00	1008.00	0.00	0.00	504.00	1008.00	
524	SF	21862.00	BERMUDA SOD (TEX TURF 10)	0.50	10931.00	16705.00	8352.50	21157.00	10578.50	
525	SF	2275.00	ASIAN JASMINE 4in POTS, MEDIANS	2.00	4550.00	0.00	0.00	2275.00	4550.00	
526	EA	2.00	2in HERSEY WATER METERS W/TAP	2000.00	4000.00	0.00	0.00	2.00	4000.00	
527	EA	2.00	2in FEBCO 805-Y DBL CHECK VALVE	1000.00	2000.00	0.00	0.00	2.00	2000.00	
528	EA	1.00	RAINMASTER DX-2 STAINLESS STE	16500.00	16500.00	0.00	0.00	1.00	16500.00	
529	LS	1.00	ELECTRICAL SERVICE CONNECTIO	1500.00	1500.00	0.00	0.00	1.00	1500.00	
530	EA	214.00	RAIN-BIRD 1402 PRESS COMP BUBB	5.00	1070.00	0.00	0.00	214.00	1070.00	
531	EA	318.00	TORO 57DZ-40 TURF HEADS IN MED	6.00	1908.00	0.00	0.00	453.00	2718.00	
532	EA	227.00	TORO 570 MPR NOZZLES WHARDIE	13.00	2951.00	0.00	0.00	227.00	2951.00	
533	LF	1160.00	4in SCH 40 PVC SLEEVES	5.10	5916.00	0.00	0.00	1160.00	5916.00	
534	LF	5280.00	2 1/2in SCH 40 PVC SLEEVES (TREE	3.10	16306.00	0.00	0.00	5260.00	16306.00	
535	EA	3.00	WEATHERMATIC 11000 SERIES 1 R	100.00	300.00	0.00	0.00	9.00	900.00	
536	EA	7.00	WEATHERMATIC 11000 SERIES 1 1/	150.00	1050.00	0.00	0.00	11.00	1650.00	
537	EA	8.00	WEATHERMATIC 11000 SERIES 2in	200.00	1600.00	0.00	0.00	9.00	1800.00	
538	LF	18100.00	ELECTRICAL VALVE WIRING 14 GA	0.10	1810.00	0.00	0.00	29100.00	2910.00	
539	LF	350.00	2.5in SCH 40 PVC MAIN LINE	3.30	1155.00	0.00	0.00	1070.00	3531.00	
540	EA	16.00	SPEARS 2in BALL VALVES	50.00	900.00	0.00	0.00	18.00	900.00	
541	EA	4.00	BUCKNER 30A QCV W/VALVE BOX	200.00	800.00	0.00	0.00	10.00	2000.00	
542	LF	80.00	2.5in CLASS 200 PVC PIPE	3.50	280.00	0.00	0.00	80.00	280.00	
543	LF	1120.00	2in CLASS 200 PVC PIPE	2.20	2464.00	0.00	0.00	1160.00	2552.00	
544	LF	1360.00	1 1/2in PVC PIPE	2.00	2720.00	0.00	0.00	1440.00	2880.00	
545	LF	3220.00	1 1/4in PVC PIPE	1.80	5796.00	0.00	0.00	3340.00	6012.00	
546	LF	4000.00	1in PVC PIPE	1.70	8800.00	0.00	0.00	4440.00	7548.00	
547	LF	3400.00	3/4in PVC PIPE	1.60	5440.00	0.00	0.00	4680.00	7488.00	
548	EA	109.00	60" TREE GRATE, R-8838-A (DEDUCT	(300.00)	(32,700.00)	0.00	0.00	109.00	(32,700.00)	
550	LF	1750.00	3/4" PVC CONDUIT TO TREE WELLS	2.95	5162.50	0.00	0.00	1625.00	4793.75	
Change Order #1										
	CY	560.00	REM/REPL PEA GRAVEL	9.58	5364.80	0.00	0.00	560.00	5384.80	
Change Order #2										
	LS	1.00	ABANDON EXISTING WATER SERVIC	490.00	490.00	0.00	0.00	1.00	490.00	
	LS	1.00	EXPLORATION AT ADDISON/ARAPAH	1255.00	1255.00	0.00	0.00	1.00	1255.00	
	LS	1.00	CONNECT SWB ROOF DRAINS	700.00	700.00	0.00	0.00	1.00	700.00	
Change Order #3										
	LS	1.00	ORANGE CONSTRUCTION FENCE	952.84	952.84	0.00	0.00	1.00	952.84	
	LS	1.00	LOWER IRRIGATION CONDUIT	6061.72	6061.72	0.00	0.00	1.00	6061.72	
Change Order #4										
	551	LF	6000.00	INSTALL/REM TEMP BUTTONS	1.55	9300.00	0.00	0.00	3106.00	4814.30
Change Order #5										
	552	LS	1.00	CONVERT EXISTING INLET TO MANH	3700.00	3700.00	0.00	0.00	1.00	3700.00
	553	CY	31.00	ADDITIONAL COST FOR CLK CONC	120.00	3720.00	0.00	0.00	30.00	3600.00
	LS	1.00	RELOCATE HYDRANT ON QUORUM	2000.00	2000.00	0.00	0.00	1.00	2000.00	
Change Order #8										
	554	EA	1.00	BASE POLE W/48' MAST ARM	7800.00	7800.00	1.00	7800.00	1.00	7800.00
Change Order #7										
	EA	18.00	65 GAL SHUMARD RED OAK (3.5"-4")	780.00	14040.00	18.00	14040.00	18.00	14040.00	
	LS	0.00	MATERIAL ON HAND, UTILITIES	1.00	0.00	0.00	0.00	0.00	0.00	
	LS	0.00	MATERIAL ON HAND, LANDSCAPE	78.95	0.00	0.00	0.00	0.00	0.00	

		Bid. Price	Total Cost	Quan this mo.	Amt	Quan to Date	Amt
LS	0.00 MATERIAL ON HAND, TREE GRATES	480.35	0.00	0.00	0.00	0.00	0.00
LS	0.00 MATERIAL ON HAND, SIGNAL ITEMS	1.00	0.00	0.00	0.00	0.00	0.00
LS	0.00 MATERIAL ON HAND, SIGNAL POLES	3292.27	0.00	0.00	0.00	0.00	0.00
LS	0.00 MATERIAL ON HAND, BEGA POLES	1658.60	0.00	0.00	0.00	0.00	0.00
LS	0.00 MATERIAL ON HAND, SIGNAL HARD	1.00	0.00	0.00	0.00	0.00	0.00
LS	0.00 MATERIAL ON HAND, BRICK PAVERS	1.00	0.00	0.00	0.00	0.00	0.00
LS	0.00 MATERIAL ON HAND, VIDEO EQUIPM	1.00	0.00	0.00	0.00	0.00	0.00

3,926,561.36	MONTH	129,570.75	TO DATE	3,941,623.17
	DEDUCTIONS	0.00	DEDUCTIONS	0.00
	SUB TOTAL	129,570.75	SUB TOTAL	3,941,623.17
	RETAINAGE		RETAINAGE	
	5%	6,478.54	5%	197,081.16
			PREV PAY	3,621,449.80
	SUB TOTAL	123,092.21	AMT DUE	123,092.21

I certify that this monthly estimate is a true representation of the work performed on this contract.


Ed Bell Construction Company


14 Jan 00
Date

Reviewed By:


Town of Addison Public Works Inspector

1-18-2000
Date

Approved By:


Town of Addison Assistant City Engineer

1-17-00
Date

only contract amount
3,940,277

Notes as of 1-17-00

ED BELL CONSTRUCTION COMPANY ***** MONTHLY ESTIMATE
 JOB NO. 931
 PROJECT ARAPAHO ROAD RECONSTRUCTION
 LOCATION ADDISON ROAD TO DALLAS NORTH TOLLWAY
 BID DATE JANUARY 15, 1998
 ENGINEER JAMES C. PIERCE, JR., P.E.
 OWNER CITY OF ADDISON

ESTIMATE N 21
 FROM DECEMBER 1, 1999
 TO DECEMBER 31, 1999

ITEM	UNIT	BID QUANTITY	DESCRIPTION	BID PRICE	TOTAL COST	QUANTITY THIS MONTH	AMOUNT	QUANTITY TO DATE	AMOUNT
101	MO	14.00	BARRICADES SIGNS & TRAFF CTRL	5000.00	70000.00	0.00	0.00	16.50	82500.00
102	STA	37.00	PREP ROW	750.00	27750.00	0.00	0.00	37.00	27750.00
103	SY	12764.00	REM & DISP OF EX CONC PAVE	7.50	95730.00	0.00	0.00	12827.00	96202.50
104	SF	9883.00	REM & DISP OF EX CONC SW	1.00	9883.00	0.00	0.00	9710.00	9710.00
105	CY*	13127.00	UNCLASS EXCAVATION (SCRAPER)	5.00	65635.00	0.00	0.00	13127.00	65635.00
106	SY*	29432.00	10in REINF CONC PAVE 650# FLEX	29.65	87258.80	0.00	0.00	30738.00	911381.70
107	SY*	1709.00	6in REINF CONC PAVE 650# FLEX	24.00	41016.00	0.00	0.00	1805.00	43320.00
108	SY	32509.00	6in LIME STAB INCL PROOFROLLIN	1.50	48763.50	0.00	0.00	32797.00	49195.50
109	TN	488.00	HYDRATED LIME (30 #/SY)	100.00	48800.00	0.00	0.00	500.91	50091.00
110	LF	13296.00	6in INTEGRAL CONC CURB 650# FLE	1.50	19944.00	0.00	0.00	13335.00	20002.50
111	EA	15.00	MONO MEDIAN NOSE 650# FLEX	600.00	9000.00	0.00	0.00	15.00	9000.00
112	SY	85.00	REINF CONC ISLAND 650# FLEX	35.00	2975.00	0.00	0.00	101.00	3535.00
113	SF	2812.00	4in REINF CONC SW 3000#	2.45	6889.40	0.00	0.00	5282.00	12940.90
114	SY	1700.00	6in HMACTY A DETOURS	15.00	25500.00	0.00	0.00	1322.00	19830.00
115	LF	207.00	REINF CONC ST HEADER 650# FLEX	8.00	1656.00	0.00	0.00	207.00	1656.00
116	EA	980.00	4in DIA REFLECT PAVE MARKER TY	5.00	4900.00	688.00	3490.00	698.00	3490.00
117	EA	32.00	4in DIA REFLECT PAVE MARKER TY	6.00	192.00	86.00	518.00	86.00	518.00
118	EA	311.00	6in X 6in REFLECT JIGGLE BARS WH	13.00	4043.00	428.00	5564.00	428.00	5564.00
119	EA	246.00	8in 2 WAY DUAL REFLECT PAVE MA	30.00	7380.00	0.00	0.00	0.00	0.00
120	EA	17.00	4in SQ REFLECT FIRE HYDRANT MA	10.00	170.00	17.00	170.00	17.00	170.00
121	LF	575.00	24in WIDE WHITE THERMOPLASTIC	7.00	4025.00	481.00	3367.00	481.00	3367.00
122	EA	26.00	THERMOPLASTIC ADVISORY MARK	250.00	6500.00	35.00	8750.00	35.00	8750.00
123	LF	400.00	4in WIDE TEMP LANE STRIPE	0.75	300.00	0.00	0.00	0.00	0.00
124	LF	3700.00	2in DIA PVC SCH 40 ST LIGHT COND	3.50	12950.00	0.00	0.00	3793.00	13275.50
125	EA	20.00	ST LIGHT FOUNDATION	420.00	8400.00	0.00	0.00	20.00	8400.00
126	EA	18.00	ST LIGHT PULL BOX	250.00	4500.00	1.00	250.00	22.00	5500.00
127	CY	6200.00	EXCAVA, REM & DISP OF MISC FILL	5.00	31000.00	0.00	0.00	6200.00	31000.00
128	LF	65.00	6in X 12in 3000# REINF CONC BAND	15.00	975.00	0.00	0.00	65.00	975.00
129	CY	8.00	3600# REINF CONC COMBO RET WA	850.00	6800.00	3.14	2669.00	11.14	9469.00
130	SF	3300.00	3600# REINF CONC RET WALL	37.50	123750.00	0.00	0.00	3300.00	123750.00

STORM SEWER SCHEDULE

Location & location

201	LF	46.00	15in DIA PVC SDR 35 PIPE	120.00	5520.00	0.00	0.00	46.00	5520.00
202	LF	34.00	CL III RCP 15in	41.00	1394.00	0.00	0.00	34.00	1394.00
203	LF	727.00	CL III RCP 18in	48.00	34896.00	0.00	0.00	733.00	35184.00
204	LF	156.00	CL III RCP 21in	51.00	7956.00	0.00	0.00	147.00	7497.00
205	LF	775.00	CL III RCP 24in	56.00	43400.00	0.00	0.00	775.00	43400.00
206	LF*	529.00	CL III RCP 36in	91.00	48139.00	0.00	0.00	530.00	48230.00
207	LF*	465.00	CL III RCP 39in	105.00	48825.00	0.00	0.00	465.00	48825.00
208	LF	162.00	CL III RCP 42in	110.00	17820.00	0.00	0.00	162.00	17820.00
209	EA	0.00	TY A MANHOLE	4000.00	0.00	0.00	0.00	0.00	0.00
210	EA	3.00	TY B MANHOLE	4500.00	13500.00	0.00	0.00	3.00	13500.00
211	EA	1.00	DBL TY B HEADWALL 42in	2500.00	2500.00	0.00	0.00	1.00	2500.00
212	SY	290.00	2in STONE RIP RAP TY A DRY	20.00	5800.00	0.00	0.00	424.00	8480.00
213	SY	156.00	SOLID SOD BERMUDA GRASS, WTR	6.00	936.00	0.00	0.00	0.00	0.00
214	SY	1435.00	HYDROMULCH BERMUDA GRASS	3.50	5022.50	6000.00	21000.00	6000.00	21000.00
215	EA	1.00	6' STD CURB INLET	1800.00	1800.00	0.00	0.00	1.00	1800.00
216	EA	1.00	14' STD CURB INLET	3000.00	3000.00	0.00	0.00	1.00	3000.00
217	EA	2.00	6' RECESS INLET	2000.00	4000.00	0.00	0.00	3.00	6000.00
218	EA	1.00	8' RECESS INLET	2100.00	2100.00	0.00	0.00	1.00	2100.00
219	EA	17.00	10' RECESS INLET	2400.00	40800.00	0.00	0.00	17.00	40800.00
220	EA	2.00	12' RECESS INLET	2700.00	5400.00	0.00	0.00	2.00	5400.00
221	EA	4.00	14' RECESS INLET	3300.00	13200.00	0.00	0.00	4.00	13200.00
222	EA	1.00	4' X 4' TY Y INLET	1600.00	1600.00	0.00	0.00	1.00	1600.00
223	LF	632.00	REM & DISP OF EX REINF CONC PIP	9.00	5688.00	0.00	0.00	632.00	5688.00
224	EA	11.00	REM & DISP OF EX INLET	500.00	5500.00	0.00	0.00	11.00	5500.00
225	CY	1545.00	UNCLASS CHANNEL EXCAVA	7.00	10815.00	0.00	0.00	1545.00	10815.00
226	LS	1.00	TRENCH SAFETY DESIGN (ALL UTILI	1000.00	1000.00	0.00	0.00	1.00	1000.00
227	LF	2894.00	TRENCH SAFETY PROTECTION (DR	1.10	3183.40	0.00	0.00	2894.00	3183.40
228	EA	29.00	INLET PROTECT	50.00	1450.00	0.00	0.00	29.00	1450.00
229	LF	125.00	STRAW BALE DIKE	3.00	375.00	0.00	0.00	0.00	0.00
230	LF	20.00	ROCK BERM	25.00	500.00	0.00	0.00	0.00	0.00
231	LF	1050.00	SILT FENCE	1.50	1575.00	0.00	0.00	1050.00	1575.00
232	EA	4.00	STAB CONST ENTR	1000.00	4000.00	0.00	0.00	2.00	2000.00

UTILITY SCHEDULE

301	LF	20.00	4in PVC DR18 CL 150 WTR PIPE	20.00	400.00	0.00	0.00	20.00	400.00
302	LF	218.00	6in PVC DR18 CL 150 WTR PIPE	25.00	5450.00	0.00	0.00	175.00	4375.00
303	LF	1220.00	8in PVC DR18 CL 150 WTR PIPE	35.00	42700.00	0.00	0.00	1296.00	45360.00
304	EA	1.00	GATE VALVE 4in	400.00	400.00	0.00	0.00	1.00	400.00

2319
1435
3754

Quant
Date

305	EA	7.00	GATE VALVE 6in	500.00	3500.00	0.00	0.00	7.00	3500.00
306	EA	8.00	GATE VALVE 8in	700.00	5600.00	0.00	0.00	8.00	5600.00
307	EA	14.00	FIRE HYDRANT	2000.00	28000.00	0.00	0.00	13.00	26000.00
308	LF	40.00	CONC ENCASE	25.00	1000.00	0.00	0.00	40.00	1000.00
309	EA	1.00	TAPP SLEEVE & VALVE 8in X 6in	2000.00	2000.00	0.00	0.00	1.00	2000.00
310	EA	2.00	TAPP SLEEVE & VALVE 24in X 8in	4000.00	8000.00	0.00	0.00	2.00	8000.00
311	EA	1.00	TAPP SLEEVE & VALVE 12in X 6in	3000.00	3000.00	0.00	0.00	1.00	3000.00
312	EA	1.00	6in WTR METER/VAULT & BACKFLO	20000.00	20000.00	0.00	0.00	1.00	20000.00
313	EA	2.00	1in OR 1 1/2in WTR METER BOX & B	2000.00	4000.00	0.00	0.00	2.00	4000.00
314	EA	5.00	ADJ EX WTR VALVE COVER & STAC	125.00	625.00	0.00	0.00	5.00	625.00
315	EA	2.00	ADJ EX WTR METER BOX	125.00	250.00	0.00	0.00	2.00	250.00
316	EA	3.00	RECONNECT EX SERV	1000.00	3000.00	0.00	0.00	3.00	3000.00
317	EA	5.00	CONNECT TO EX WTR SERV	1200.00	6000.00	0.00	0.00	5.00	6000.00
318	LF	1458.00	TRENCH SAFETY (WATER)	1.20	1749.60	0.00	0.00	1491.00	1789.20
319	LS	1.00	PERFORM WTR TEST	1500.00	1500.00	0.00	0.00	1.00	1500.00
320	LF	497.00	SDR35 WWTR PIPE PVC 8in	50.00	24850.00	0.00	0.00	497.00	24850.00
321	EA	1.00	4' DIA MH	2000.00	2000.00	0.00	0.00	1.00	2000.00
322	EA	2.00	CONNECT TO EX MH	1200.00	2400.00	0.00	0.00	2.00	2400.00
323	EA	4.00	ADJ MH TOP	500.00	2000.00	0.00	0.00	5.00	2500.00
324	LF	20.00	CONC ENCASE	35.00	700.00	0.00	0.00	20.00	700.00
325	LF	497.00	TRENCH SAFETY (SANITARY SEWE	1.20	596.40	0.00	0.00	497.00	596.40
326	LF	497.00	TV INSPECT OF WWTR MAIN	1.20	596.40	0.00	0.00	497.00	596.40
327	LS	1.00	PERFORM WWTR LINE & MH TEST	500.00	500.00	0.00	0.00	1.00	500.00
328	EA	2.00	2in IRRIGATION TAP, VALVE, VALVE	2500.00	5000.00	0.00	0.00	3.00	7500.00

ELECTRICAL SCHEDULE

401	LF	3141.00	SCH 40 PVC ELECT CONDUIT 2in	3.10	9737.10	0.00	0.00	3575.00	11082.50
402	LF	739.00	SCH 40 PVC ELECT CONDUIT 3in	5.00	3695.00	0.00	0.00	690.00	3450.00
403	LF	163.00	SCH 40 PVC ELECT CONDUIT 4in	5.20	847.60	0.00	0.00	163.00	847.60
404	LF	70.00	SCH 40 PVC ELECT CONDUIT 4in BO	16.00	1120.00	0.00	0.00	-70.00	1120.00
405	LF	1070.00	2 CONDUCT #6 XHHW ELECT WIRE	1.10	1177.00	0.00	0.00	1070.00	1177.00
406	LF	1891.00	#6 BARE ELECT WIRE	0.60	1134.60	0.00	0.00	1891.00	1134.60
407	EA	28.00	TY A PULL BOX	350.00	9800.00	0.00	0.00	25.00	8750.00
408	EA	3.00	TY C PULL BOX	400.00	1200.00	0.00	0.00	4.00	1600.00
409	LS	3.00	ELECT SERV CONNECT	850.00	2550.00	0.00	0.00	3.00	2550.00
410	EA	10.00	TRAFF SIGN R10-12 MAST ARM MO	85.00	850.00	0.00	0.00	10.00	850.00
411	EA	2.00	TRAFF SIGN R3-8 MAST ARM MOUN	110.00	220.00	0.00	0.00	2.00	220.00
412	EA	7.00	TRAFF SIGN R3-4	110.00	770.00	0.00	0.00	7.00	770.00
413	EA	8.00	SIG POLE CONC FOUNDATION TY 3	1000.00	8000.00	0.00	0.00	8.00	8000.00
414	EA	4.00	SIG POLE CONC FOUNDATION TY 3	1200.00	4800.00	0.00	0.00	4.00	4800.00
415	EA	3.00	CONTROLLER CABINET FOUNDATI	800.00	2400.00	0.00	0.00	3.00	2400.00
416	EA	4.00	30in T BASE POLE W/32' MAST ARM	3800.00	15200.00	0.00	0.00	4.00	15200.00
417	EA	4.00	30in T BASE POLE W/36' MAST ARM	4400.00	17600.00	0.00	0.00	4.00	17600.00
418	EA	2.00	30in T BASE POLE W/40' MAST ARM	5000.00	10000.00	0.00	0.00	2.00	10000.00
419	EA	1.00	30in T BASE POLE W/44' MAST ARM	5200.00	5200.00	0.00	0.00	1.00	5200.00
420	EA	18.00	12in 3 SEC SIG HEAD TY V3	300.00	5400.00	0.00	0.00	18.00	5400.00
421	EA	12.00	12in 4 SEC SIG HEAD TY VLT	800.00	9600.00	0.00	0.00	12.00	9600.00
422	EA	10.00	12in 4 SEC SIGN HEAD TY V4RT	800.00	8000.00	0.00	0.00	10.00	8000.00
423	EA	18.00	VACUUM FORM BACKPLATE 3 SEC	50.00	900.00	0.00	0.00	18.00	900.00
424	EA	22.00	VACUUM FORM BACKPLATE 4 SEC	55.00	1210.00	0.00	0.00	22.00	1210.00
425	EA	18.00	3 SEC ASTRO BRAC W/29in BANDS	85.00	1530.00	0.00	0.00	18.00	1530.00
426	EA	22.00	4 SEC ASTON BRAC W/29in BANDS	90.00	1980.00	0.00	0.00	22.00	1980.00
427	EA	22.00	PED SIG HEAD W/MOUNTING HDWR	300.00	6600.00	0.00	0.00	22.00	6800.00
428	LF	1672.00	BELDEN #281 COAX CABLE	2.20	3678.40	0.00	0.00	1672.00	3678.40
429	LF	1843.00	4 CNDR OPTICOM CABLE	1.10	2027.30	0.00	0.00	1843.00	2027.30
430	LF	1038.00	5 CONDUCT SIG CABLE #12 AWG	1.10	1141.80	0.00	0.00	1038.00	1141.80
431	LF	862.00	7 CONDUCT SIG CABLE #12 AWG	1.25	1077.50	200.00	250.00	862.00	1077.50
432	LF	1792.00	3 CONDUCT SIG CABLE #14 AWG	0.70	1254.40	0.00	0.00	1792.00	1254.40
433	LF	699.00	5 CONDUCT SIG CABLE #12 AWG	1.10	768.90	0.00	0.00	699.00	768.90
434	LF	1462.00	16 CONDUCT SIG CABLE #12 AWG	2.20	3216.40	0.00	0.00	1462.00	3216.40
435	EA	22.00	PED PUSH BUTTON & T10 4B SIGN	110.00	2420.00	0.00	0.00	22.00	2420.00
436	EA	11.00	OPTICOM DIRECT SENSORS	600.00	6600.00	0.00	0.00	11.00	6600.00
437	EA	6.00	OPTICOM DISCRIMINATOR MODULE	2000.00	12000.00	0.00	0.00	6.00	12000.00
438	EA	0.00	INSTALL PORT PER INTERFACE UPL	3500.00	0.00	0.00	0.00	0.00	0.00
439	EA	0.00	FURNISH PORT PER INTERFACE UP	15000.00	0.00	0.00	0.00	0.00	0.00
440	EA	3.00	8 PH NEMA TS-2 TY 1 CTRL ASSY	35000.00	105000.00	0.00	0.00	3.00	105000.00
441	EA	11.00	VIDEO CAMERA W/MOUNT HDWR	2800.00	30800.00	0.00	0.00	11.00	30800.00
442	EA	0.00	TV MONITOR FURN	1000.00	0.00	0.00	0.00	0.00	0.00
443	EA	0.00	TV MONITOR INSTL	500.00	0.00	0.00	0.00	0.00	0.00
444	EA	2.00	CONNECT TO EX RR CTRL	1000.00	2000.00	0.00	0.00	2.00	2000.00
445	LS	1.00	ADJ OF CITY TRAFF SIGS AT INTER	15000.00	15000.00	0.00	0.00	0.00	0.00
446	EA	1.00	CONTROLLER CABINET ASSY (BRO	17000.00	17000.00	0.00	0.00	1.00	17000.00
447	EA	1.00	VIDEO TRACKING UNIT	20000.00	20000.00	0.00	0.00	1.00	20000.00
448	EA	1.00	62 PIN I/O CABLE	300.00	300.00	0.00	0.00	1.00	300.00
449	EA	1.00	CAMERA INTERFACE PANEL (6 CAM	600.00	600.00	0.00	0.00	1.00	600.00
450	EA	1.00	BNC CONNECTOR	5.00	5.00	0.00	0.00	1.00	5.00
451	EA	1.00	POWER CONDITIONER FOR VTU	300.00	300.00	0.00	0.00	1.00	300.00
452	EA	2.00	UNDERGROUND SVC, PEDESTAL, A	1200.00	2400.00	0.00	0.00	2.00	2400.00

LANDSCAPE SCHEDULE

501	SF	3950.00	BRICK PAVERS ON ASPH BASE ON	10.50	41475.00	0.00	0.00	3950.00	41475.00
502	SF	9800.00	CONC PAVING (SANDBLAST)ARAP	7.00	68600.00	0.00	0.00	9800.00	68600.00

Duct 2

RD. Turken Paver Const.

out

503	SF	3490.00	CONC CROSSWALKS W/SANDBLAS	6.25	21812.50	0.00	0.00	3490.00	21812.50
504	SF*	4000.00	QUORUM DR/BRICK ON 4in CONC S	6.50	34000.00	4000.00	34000.00	4000.00	34000.00
505	SF*	8763.00	DBL ROW BRICK BAND ON CONCRE	9.00	78867.00	1428.00	12852.00	8733.29	78599.61
506	SF	44288.00	SPECIAL SW CONC DIAG PATTERN/	4.75	210368.00	2005.00	9523.75	44288.00	210368.00
507	LF*	9780.00	1/4in FIBROUS EXPAND JOINT W/BA	3.10	30318.00	180.00	589.00	9780.00	30318.00
508	LF	385.00	1 FT WIDE CONCRETE MEDIAN/PAV	10.00	3850.00	0.00	0.00	458.00	4580.00
509	EA	77.00	BEGA LIGHT FIXTURES & POLES IN	3000.00	231000.00	0.00	0.00	74.00	222000.00
510	LF	3500.00	3/4in SCH 40 PVC ELECTR CONDT	2.80	9800.00	0.00	0.00	2292.00	6417.60
511	LF	4000.00	1in SCH 40 PVC ELECT CONDT	2.95	11800.00	0.00	0.00	3692.00	10891.40
512	LF	1200.00	2in SCH 40 PVC CONDT SLEEVES	3.00	3600.00	0.00	0.00	1646.00	4938.00
513	LF	4000.00	#6 AWG ELECT SERVICE	1.00	4000.00	0.00	0.00	4092.00	4092.00
514	LF	10000.00	#8 AWG ELECTR WIRE	0.50	5000.00	0.00	0.00	12449.00	6224.50
515	LF	2800.00	#10 AWG ELECTR WIRE	0.45	1260.00	0.00	0.00	1715.00	771.75
516	EA	12.00	CAST IRON ELECT JCT BOX	600.00	7200.00	0.00	0.00	0.00	0.00
517	EA	113.00	60" TREE GRATE W/CONC EDGE & B	1900.00	214700.00	0.00	0.00	108.00	207100.00
518	EA	16.00	BOLLARD W/LIGHT FIXTURE	2900.00	46400.00	1.00	2900.00	16.00	46400.00
519	LF	700.00	4in PERF SCH 40 PVC FRENCH DRAI	17.00	11900.00	129.00	2193.00	984.00	16728.00
OK 520	LF	4500.00	NON-PERF PVC PIPE CONNECTED T	15.00	67500.00	145.00	2175.00	3355.00	50325.00
521	EA	125.00	100 GAL 4in RED OAK	1000.00	125000.00	0.00	0.00	124.00	124000.00
522	EA	132.00	12 FT FOSTER HOLLY	1000.00	132000.00	0.00	0.00	132.00	132000.00
523	SF	504.00	ASIAN JASMINE 4in POTS, QUORUM	2.00	1008.00	0.00	0.00	504.00	1008.00
524	SF	21862.00	BERMUDA SOD (TEX TURF 10)	0.50	10931.00	16705.00	8352.50	21157.00	10578.50
525	SF	2275.00	ASIAN JASMINE 4in POTS, MEDIANS	2.00	4550.00	0.00	0.00	2275.00	4550.00
526	EA	2.00	2in HERSEY WATER METERS W/TAP	2000.00	4000.00	0.00	0.00	2.00	4000.00
527	EA	2.00	2in FEBCO 805-Y DBL CHECK VALVE	1000.00	2000.00	0.00	0.00	2.00	2000.00
528	EA	1.00	RAINMASTER DX-2 STAINLESS STE	16500.00	16500.00	0.00	0.00	1.00	16500.00
529	LS	1.00	ELECTRICAL SERVICE CONNECTIO	1500.00	1500.00	0.00	0.00	1.00	1500.00
530	EA	214.00	RAIN-BIRD 1402 PRESS COMP BUBB	5.00	1070.00	0.00	0.00	214.00	1070.00
531	EA	318.00	TORO 57DZ-40 TURF HEADS IN MED	6.00	1908.00	0.00	0.00	453.00	2718.00
532	EA	227.00	TORO 570 MPR NOZZLES W/HARDIE	13.00	2951.00	0.00	0.00	227.00	2951.00
533	LF	1160.00	4in SCH 40 PVC SLEEVES	5.10	5916.00	0.00	0.00	1160.00	5916.00
534	LF	5260.00	2 1/2in SCH 40 PVC SLEEVES (TREE	3.10	16306.00	0.00	0.00	5260.00	16306.00
535	EA	3.00	WEATHERMATIC 11000 SERIES 1 R	100.00	300.00	0.00	0.00	9.00	900.00
536	EA	7.00	WEATHERMATIC 11000 SERIES 1 1/	150.00	1050.00	0.00	0.00	11.00	1650.00
537	EA	8.00	WEATHERMATIC 11000 SERIES 2in	200.00	1600.00	0.00	0.00	9.00	1800.00
538	LF	18100.00	ELECTRICAL VALVE WIRING 14 GA	0.10	1810.00	0.00	0.00	29100.00	2910.00
539	LF	350.00	2.5in SCH 40 PVC MAIN LINE	3.30	1155.00	0.00	0.00	1070.00	3531.00
540	EA	18.00	SPEARS 2in BALL VALVES	50.00	900.00	0.00	0.00	18.00	900.00
541	EA	4.00	BUCKNER 30A QCV W/VALVE BOX	200.00	800.00	0.00	0.00	10.00	2000.00
542	LF	80.00	2.5in CLASS 200 PVC PIPE	3.50	280.00	0.00	0.00	80.00	280.00
543	LF	1120.00	2in CLASS 200 PVC PIPE	2.20	2464.00	0.00	0.00	1160.00	2552.00
544	LF	1360.00	1 1/2in PVC PIPE	2.00	2720.00	0.00	0.00	1440.00	2880.00
545	LF	3220.00	1 1/4in PVC PIPE	1.80	5796.00	0.00	0.00	3340.00	6012.00
546	LF	4000.00	1in PVC PIPE	1.70	6800.00	0.00	0.00	4440.00	7548.00
547	LF	3400.00	3/4in PVC PIPE	1.60	5440.00	0.00	0.00	4680.00	7488.00
548	EA	109.00	60" TREE GRATE, R-8838-A (DEDUCT	(300.00)	(32,700.00)	0.00	0.00	109.00	(32,700.00)
550	LF	1750.00	3/4" PVC CONDUIT TO TREE WELLS	2.95	5162.50	0.00	0.00	1625.00	4793.75

Change Order #1

CY	560.00	REM/REPL PEA GRAVEL	9.58	5364.80	0.00	0.00	560.00	5364.80
----	--------	---------------------	------	---------	------	------	--------	---------

Change Order #2

LS	1.00	ABANDON EXISTING WATER SERVIC	490.00	490.00	0.00	0.00	1.00	490.00
LS	1.00	EXPLORATION AT ADDISON/ARAPAH	1255.00	1255.00	0.00	0.00	1.00	1255.00
LS	1.00	CONNECT SWB ROOF DRAINS	700.00	700.00	0.00	0.00	1.00	700.00

Change Order #3

LS	1.00	ORANGE CONSTRUCTION FENCE	952.84	952.84	0.00	0.00	1.00	952.84
LS	1.00	LOWER IRRIGATION CONDUIT	6061.72	6061.72	0.00	0.00	1.00	6061.72

Change Order #4

551	LF	6000.00	INSTALL/REM TEMP BUTTONS	1.55	9300.00	0.00	0.00	3106.00	4814.30
-----	----	---------	--------------------------	------	---------	------	------	---------	---------

Change Order #5

552	LS	1.00	CONVERT EXISTING INLET TO MANH	3700.00	3700.00	0.00	0.00	1.00	3700.00
553	CY	31.00	ADDITIONAL COST FOR CL K CONC	120.00	3720.00	0.00	0.00	30.00	3600.00
LS	1.00	RELOCATE HYDRANT ON QUORUM	2000.00	2000.00	0.00	0.00	1.00	2000.00	

Change Order #6

554	EA	1.00	BASE POLE W/48' MAST ARM	7800.00	7800.00	1.00	7800.00	1.00	7800.00
-----	----	------	--------------------------	---------	---------	------	---------	------	---------

Change Order #7

EA	18.00	65 GAL SHUMARD RED OAK (3.5"-4")	780.00	14040.00	18.00	14040.00	18.00	14040.00
LS	0.00	MATERIAL ON HAND, UTILITIES	1.00	0.00	0.00	0.00	0.00	0.00
LS	0.00	MATERIAL ON HAND, LANDSCAPE	78.95	0.00	0.00	0.00	0.00	0.00

LS	0.00	MATERIAL ON HAND, TREE GRATES	480.35	0.00	0.00	0.00	0.00	0.00
LS	0.00	MATERIAL ON HAND, SIGNAL ITEMS	1.00	0.00	0.00	0.00	0.00	0.00
LS	0.00	MATERIAL ON HAND, SIGNAL POLES	3292.27	0.00	0.00	0.00	0.00	0.00
LS	0.00	MATERIAL ON HAND, BEGA POLES	1658.60	0.00	0.00	0.00	0.00	0.00
LS	0.00	MATERIAL ON HAND, SIGNAL HARD	1.00	0.00	0.00	0.00	0.00	0.00
LS	0.00	MATERIAL ON HAND, BRICK PAVERS	1.00	0.00	0.00	0.00	0.00	0.00
LS	0.00	MATERIAL ON HAND, VIDEO EQUIPM	1.00	0.00	0.00	0.00	0.00	0.00

.....

I certify that this monthly estimate is a true representation of the work performed on this contract.


 Ed Bell Construction Company

31 Dec 99
 Date

Reviewed By:

 Town of Addison Public Works Inspector

 Date

Approved By:

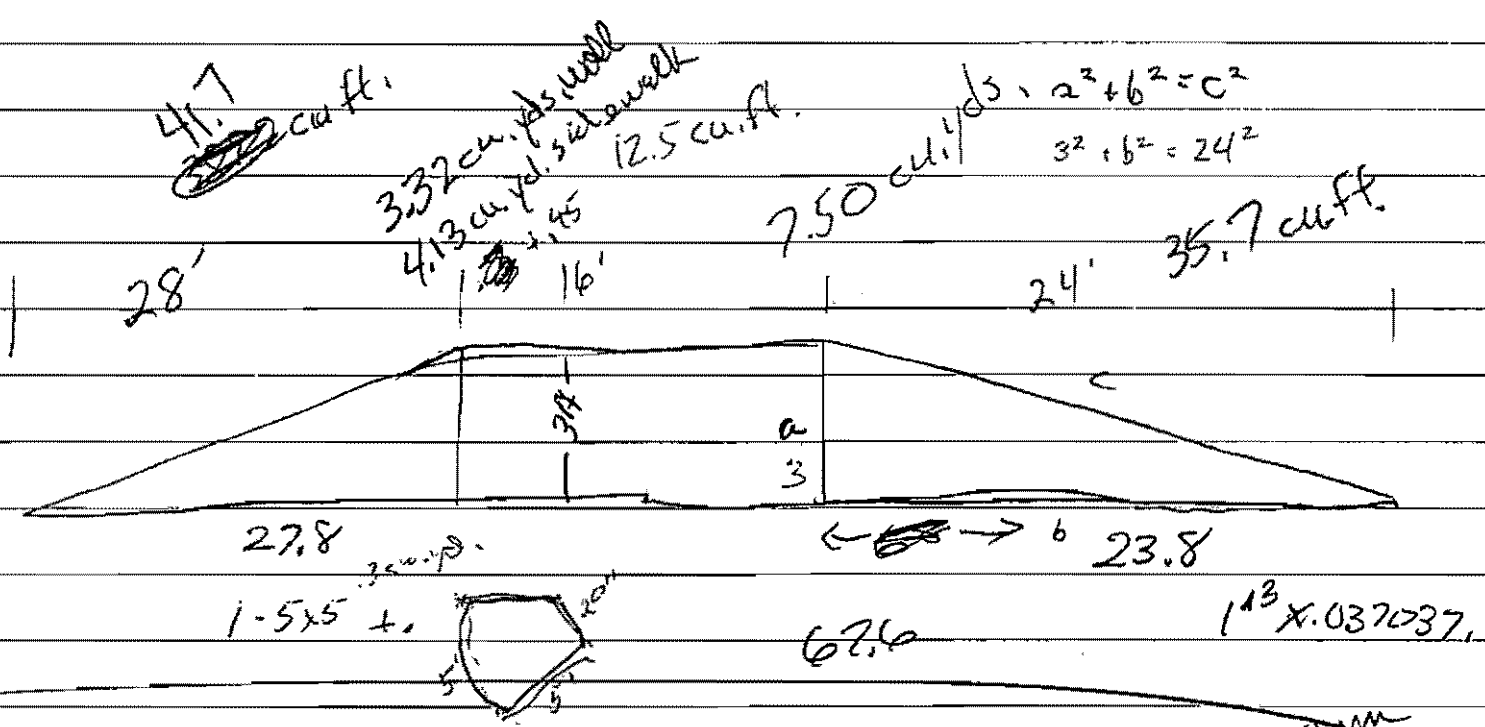
 Town of Addison Assistant City Engineer

 Date

3,926,561.38	MONTH	140,451.25	TO DATE	3,952,503.67
	DEDUCTIONS	0.00	DEDUCTIONS	0.00
	SUB TOTAL	140,451.25	SUB TOTAL	3,852,503.67
	RETAINAGE		RETAINAGE	
	5%	7,022.56	5%	197,625.18
	SUB TOTAL	133,428.69	PREV PAY	3,621,449.80
			AMT DUE	133,428.69

1-10-00

— Add. Rd. NB Rt lane closed 1/4/00 - 1/7/00



Measure wall of Carraemeria 6" thick
Count buttons

Wall Item
8 yds

Value of damage } 14' W of reduced curb joint
4'9" N of BOC of parking bay

Gas line Addison Rd. @ Morris ext. 1-5-00
64" below top of pavement, 38" BOC + 75" to power pole
113" from power pole to gas main
phone conduits (2-4") 52"-64" W of power pole,

Handwritten scribbles and numbers in the top right corner.

Buttons

4" White Red. ^{EB} 30 on Spec. ^{WB} 8(32), ^{EB} 120, ^{WB} 277, (48 on Bridge) 88 in Dal.,
^{WB} 59, ^{WB} 22, ^{WB} 17, ^{WB} 21, ^{WB} 52, ^{WB} 72, ^{WB} 64, ^{WB} 55 on EL

987

6" jiggie - 53 on spec., 9 EB@Spec., 9 EB@EL, 11 WB@EL, 47 at turn OP, 23 H@EL
37 on bridge, 15 in Dal. 9 EB@Mil, 23 WB@EL, 14 SBQ, 14 NBQ,
2 EB@Q, 15 WB@EL, 6 WB@Wing, 13 EB@EL, 31 WB@EL, 32 WB@AR.
10@EB@EL, 395

4" yellow - 40 on bridge, 40 on EL 80

4" blue - (2) on Spec, (4) E@Q, 1 on Q, 14 (6) on AR@AR, 1 on EL
(need 1 @ Arap. W@F EL. EB) 14

ED BELL CONSTRUCTION COMPANY

POST OFFICE BOX 540787
DALLAS, TEXAS 75354-0787

10605 HARRY HINES
DALLAS, TEXAS 75220

November 17, 1999

Mr. James C. Pierce, Jr., P.E.
Town of Addison
P.O. Box 144
Addison TX, 75001

RE: Job# 931 Arapaho Road Reconstruction

Dear Mr. Pierce:


In connection with the regular examination of our financial statements, please confirm directly to our auditors, Robert A. Hubbard, PC, CPA, P O Box 815503, Dallas, Texas 75381, the following information as of October 31, 1999:

Amount of contract, including change orders-		\$ 3,926,561.36
Amount billed-	3,621,449.80	
Amount owed to us under the contract, excluding retainage-		- 0 -
Retainage owed-	190,602.62	

A stamped, addressed envelope is enclosed for your convenience.

Very truly yours,

ED BELL CONSTRUCTION COMPANY



Steven Friddy
President

SP:nn
Enclosure

TOWN OF
ADDISON

Faxed

PUBLIC WORKS

To: Robert Weber

From: **Jim Pierce, P.E.**
Assistant City Engineer
Phone: 972/450-2879
FAX: 972/450-2834
jpierce@ci.addison.tx.us

Company: Ed Bell Const

FAX #: 214-352-3201

Date: 9-24-99

16801 Westgrove
P.O.Box 9010
Addison, TX 75001-9010


of pages (including cover): 2

Re: Arapaho Rd - Pay Estimate #17

- Original in mail Per your request FYI Call me

Comments: Attached is a letter dated May 27,
1998 which deleted item #550.
We do not believe this item has been
installed.

Jim Pierce



PUBLIC WORKS DEPARTMENT

Post Office Box 144 Addison, Texas 75001

(972) 450-2871

16801 Westgrove

May 22, 1998

Mr. Robert D. Weber, Project Engineer
Ed Bell Construction
P.O. Box 540787
Dallas, TX 75354-0787

Re: Arapaho Road Electrical Submittals

Dear Mr. Weber:

Thank you for your quotes on the additional electrical items you submitted for our consideration.

The Town has decided not to add the BEGA twin lighting fixtures, the banner arms and the 6"x6"x4" PVC junction boxes. Additionally, the Town has decided to delete the additive alternate Item No. 550, 1750 LF ¾" PVC conduit.

Please advise if you have any questions concerning this matter.

Very truly yours,

Town of Addison

James C. Pierce, Jr., P.E., DEE
Assistant City Engineer

cc: Dave Wilde, Public Works Inspector

**TOWN OF ADDISON
PAYMENT AUTHORIZATION MEMO**

DATE: 9/29/99

Claim # _____

Check \$ 114,014.51

Vendor No. 4129
 Vendor Name Ed Bell Construction Co.
 Address P.O. Box 540787
 Address Dallas
 Address TX
 Zip Code 75354-0787

INVOICE # OR DESCRIPTION	FUND	DEPT	OBJ	PROJ	SAC	AMOUNT
	(00)	(000)	(00000)	(00000)	(000)	(\$000,000.00)
<u>Estimate 17</u>	<u>41</u>	<u>000</u>	<u>58210</u>	<u>42302</u>		<u>114,014.51</u>

TOTAL 114,014.51

EXPLANATION Arapaho Road reconstruction
Addison Road to Dallas North Tollway


 Authorized Signature

Finance

ED BELL CONSTRUCTION COMPANY ***** MONTHLY ESTIMATE
 JOB NO. 931
 PROJECT_ ARAPAHO ROAD RECONSTRUCTION
 LOCATION ADDISON ROAD TO DALLAS NORTH TOLLWAY
 BID DATE_ JANUARY 15, 1998
 ENGINEER JAMES C. PIERCE, JR., P.E.
 OWNER_ CITY OF ADDISON

ESTIMATE N 17
 FROM AUGUST 1, 1999
 TO AUGUST 31, 1999

ITEM	UNIT	BID QUANTITY	DESCRIPTION	BID PRICE	TOTAL COST	QUANTITY THIS MONTH	AMOUNT	QUANTITY TO DATE	AMOUNT
101	MO	14.00	BARRICADES SIGNS & TRAFF CTRL	5000.00	70000.00	0.50	2500.00	16.50	82500.00
102	STA	37.00	PREP ROW	750.00	27750.00	0.00	0.00	37.00	27750.00
103	SY	12764.00	REM & DISP OF EX CONC PAVE	7.50	95730.00	0.00	0.00	12627.00	96202.50
104	SF	9683.00	REM & DISP OF EX CONC SW	1.00	9683.00	0.00	0.00	9710.00	9710.00
105	CY*	13127.00	UNCLASS EXCAVATION (SCRAPER)	5.00	65635.00	0.00	0.00	13127.00	65635.00
106	SY*	29432.00	10in REINF CONC PAVE 650#FLEX	29.65	872658.80	0.00	0.00	30738.00	911381.70
107	SY*	1709.00	6in REINF CONC PAVE 650# FLEX	24.00	41016.00	0.00	0.00	1805.00	43320.00
108	SY	32509.00	6in LIME STAB INCL PROOFROLLIN	1.50	48763.50	0.00	0.00	32797.00	49195.50
109	TN	488.00	HYDRATED LIME (30 #/SY)	100.00	48800.00	0.00	0.00	500.91	50091.00
110	LF	13296.00	6in INTEGRAL CONC CURB 650# FLE	1.50	19944.00	0.00	0.00	13335.00	20002.50
111	EA	15.00	MONO MEDIAN NOSE 650# FLEX	600.00	9000.00	0.00	0.00	15.00	9000.00
112	SY	85.00	REINF CONC ISLAND 650# FLEX	35.00	2975.00	0.00	0.00	101.00	3535.00
113	SF	2812.00	4in REINF CONC SW 3000#	2.45	6889.40	0.00	0.00	5282.00	12940.90
114	SY	1700.00	6in HMAC TY A DETOURS	15.00	25500.00	0.00	0.00	1322.00	19830.00
115	LF	207.00	REINF CONC ST HEADER 650# FLEX	8.00	1656.00	0.00	0.00	207.00	1656.00
116	EA	980.00	4in DIA REFLECT PAVE MARKER TY	5.00	4900.00	0.00	0.00	0.00	0.00
117	EA	32.00	4in DIA REFLECT PAVE MARKER TY	6.00	192.00	0.00	0.00	0.00	0.00
118	EA	311.00	6in X 6in REFLECT JIGGLE BARS WH	13.00	4043.00	0.00	0.00	0.00	0.00
119	EA	246.00	8in 2 WAY DUAL REFLECT PAVE MA	30.00	7380.00	0.00	0.00	0.00	0.00
120	EA	17.00	4in SQ REFLECT FIRE HYDRANT MA	10.00	170.00	0.00	0.00	0.00	0.00
121	LF	575.00	24in WIDE WHITE THERMOPLASTIC	7.00	4025.00	0.00	0.00	0.00	0.00
122	EA	26.00	THERMOPLASTIC ADVISORY MARK	250.00	6500.00	0.00	0.00	0.00	0.00
123	LF	400.00	4in WIDE TEMP LANE STRIPE	0.75	300.00	0.00	0.00	0.00	0.00
124	LF	3700.00	2in DIA PVC SCH 40 ST LIGHT COND	3.50	12950.00	0.00	0.00	3793.00	13275.50
125	EA	20.00	ST LIGHT FOUNDATION	420.00	8400.00	2.00	840.00	20.00	8400.00
126	EA	18.00	ST LIGHT PULL BOX	250.00	4500.00	3.00	750.00	21.00	5250.00
127	CY	6200.00	EXCAVA, REM & DISP OF MISC FILL	5.00	31000.00	0.00	0.00	6200.00	31000.00
128	LF	65.00	6in X 12in 3000# REINF CONC BAND	15.00	975.00	0.00	0.00	65.00	975.00
129	CY	8.00	3600# REINF CONC COMBO RET WA	850.00	6800.00	0.00	0.00	8.00	6800.00
130	SF	3300.00	3600# REINF CONC RET WALL	37.50	123750.00	0.00	0.00	3300.00	123750.00

STORM SEWER SCHEDULE

201	LF	46.00	15in DIA PVC SDR 35 PIPE	120.00	5520.00	0.00	0.00	46.00	5520.00
202	LF	34.00	CL III RCP 15in	41.00	1394.00	0.00	0.00	34.00	1394.00
203	LF	727.00	CL III RCP 18in	48.00	34896.00	0.00	0.00	733.00	35184.00
204	LF	156.00	CL III RCP 21in	51.00	7956.00	0.00	0.00	147.00	7497.00
205	LF	775.00	CL III RCP 24in	56.00	43400.00	0.00	0.00	775.00	43400.00
206	LF*	529.00	CL III RCP 36in	91.00	48139.00	0.00	0.00	530.00	48230.00
207	LF*	465.00	CL III RCP 39in	105.00	48825.00	0.00	0.00	465.00	48825.00
208	LF	162.00	CL III RCP 42in	110.00	17820.00	0.00	0.00	162.00	17820.00
209	EA	0.00	TY A MANHOLE	4000.00	0.00	0.00	0.00	0.00	0.00
210	EA	3.00	TY B MANHOLE	4500.00	13500.00	0.00	0.00	3.00	13500.00
211	EA	1.00	DBL TY B HEADWALL 42in	2500.00	2500.00	0.00	0.00	1.00	2500.00
212	SY	290.00	2in STONE RIP RAP TY A DRY	20.00	5800.00	424.00	8480.00	424.00	8480.00
213	SY	156.00	SOLID SOD BERMUDA GRASS, WTR	6.00	936.00	0.00	0.00	0.00	0.00
214	SY	1435.00	HYDROMULCH BERMUDA GRASS.	3.50	5022.50	0.00	0.00	0.00	0.00
215	EA	1.00	6' STD CURB INLET	1800.00	1800.00	0.00	0.00	1.00	1800.00
216	EA	1.00	14' STD CURB INLET	3000.00	3000.00	0.00	0.00	1.00	3000.00
217	EA	2.00	6' RECESS INLET	2000.00	4000.00	0.00	0.00	3.00	6000.00
218	EA	1.00	8' RECESS INLET	2100.00	2100.00	0.00	0.00	1.00	2100.00
219	EA	17.00	10' RECESS INLET	2400.00	40800.00	0.00	0.00	17.00	40800.00
220	EA	2.00	12' RECESS INLET	2700.00	5400.00	0.00	0.00	2.00	5400.00
221	EA	4.00	14' RECESS INLET	3300.00	13200.00	0.00	0.00	4.00	13200.00
222	EA	1.00	4' X 4' TY Y INLET	1600.00	1600.00	0.00	0.00	1.00	1600.00
223	LF	632.00	REM & DISP OF EX REINF CONC PIP	9.00	5688.00	0.00	0.00	632.00	5688.00
224	EA	11.00	REM & DISP OF EX INLET	500.00	5500.00	0.00	0.00	11.00	5500.00
225	CY	1545.00	UNCLASS CHANNEL EXCAVA	7.00	10815.00	0.00	0.00	1545.00	10815.00
226	LS	1.00	TRENCH SAFETY DESIGN (ALL UTILI	1000.00	1000.00	0.00	0.00	1.00	1000.00
227	LF	2894.00	TRENCH SAFETY PROTECTION (DR	1.10	3183.40	0.00	0.00	2894.00	3183.40
228	EA	29.00	INLET PROTECT	50.00	1450.00	0.00	0.00	29.00	1450.00
229	LF	125.00	STRAW BALE DIKE	3.00	375.00	0.00	0.00	0.00	0.00
230	LF	20.00	ROCK BERM	25.00	500.00	0.00	0.00	0.00	0.00
231	LF	1050.00	SILT FENCE	1.50	1575.00	0.00	0.00	1050.00	1575.00
232	EA	4.00	STAB CONST ENTR	1000.00	4000.00	0.00	0.00	2.00	2000.00

UTILITY SCHEDULE

301	LF	20.00	4in PVC DR18 CL 150 WTR PIPE	20.00	400.00	0.00	0.00	20.00	400.00
302	LF	218.00	6in PVC DR18 CL 150 WTR PIPE	25.00	5450.00	0.00	0.00	175.00	4375.00
303	LF	1220.00	8in PVC DR18 CL 150 WTR PIPE	35.00	42700.00	0.00	0.00	1296.00	45360.00
304	EA	1.00	GATE VALVE 4in	400.00	400.00	0.00	0.00	1.00	400.00

305	EA	7.00	GATE VALVE 6in	500.00	3500.00	0.00	0.00	7.00	3500.00
306	EA	8.00	GATE VALVE 8in	700.00	5600.00	0.00	0.00	8.00	5600.00
307	EA	14.00	FIRE HYDRANT	2000.00	28000.00	0.00	0.00	13.00	26000.00
308	LF	40.00	CONC ENCASE	25.00	1000.00	0.00	0.00	40.00	1000.00
309	EA	1.00	TAPP SLEEVE & VALVE 8in X 6in	2000.00	2000.00	0.00	0.00	1.00	2000.00
310	EA	2.00	TAPP SLEEVE & VALVE 24in X 8in	4000.00	8000.00	0.00	0.00	2.00	8000.00
311	EA	1.00	TAPP SLEEVE & VALVE 12in X 6in	3000.00	3000.00	0.00	0.00	1.00	3000.00
312	EA	1.00	6in WTR METER/Vault & BACKFLO	20000.00	20000.00	0.00	0.00	1.00	20000.00
313	EA	2.00	1in OR 1 1/2in WTR METER BOX & B	2000.00	4000.00	0.00	0.00	2.00	4000.00
314	EA	5.00	ADJ EX WTR VALVE COVER & STAC	125.00	625.00	0.00	0.00	5.00	625.00
315	EA	2.00	ADJ EX WTR METER BOX	125.00	250.00	0.00	0.00	2.00	250.00
316	EA	3.00	RECONNECT EX SERV	1000.00	3000.00	0.00	0.00	3.00	3000.00
317	EA	5.00	CONNECT TO EX WTR SERV	1200.00	6000.00	0.00	0.00	5.00	6000.00
318	LF	1458.00	TRENCH SAFETY (WATER)	1.20	1749.60	0.00	0.00	1491.00	1789.20
319	LS	1.00	PERFORM WTR TEST	1500.00	1500.00	0.00	0.00	1.00	1500.00
320	LF	497.00	SDR35 WWTR PIPE PVC 8in	50.00	24850.00	0.00	0.00	497.00	24850.00
321	EA	1.00	4' DIA MH	2000.00	2000.00	0.00	0.00	1.00	2000.00
322	EA	2.00	CONNECT TO EX MH	1200.00	2400.00	0.00	0.00	2.00	2400.00
323	EA	4.00	ADJ MH TOP	500.00	2000.00	0.00	0.00	5.00	2500.00
324	LF	20.00	CONC ENCASE	35.00	700.00	0.00	0.00	20.00	700.00
325	LF	497.00	TRENCH SAFETY (SANITARY SEWE	1.20	596.40	0.00	0.00	497.00	596.40
326	LF	497.00	TV INSPECT OF WWTR MAIN	1.20	596.40	497.00	596.40	497.00	596.40
327	LS	1.00	PERFORM WWTR LINE & MH TEST	500.00	500.00	1.00	500.00	1.00	500.00
328	EA	2.00	2in IRRIGATION TAP, VALVE, VALVE	2500.00	5000.00	0.00	0.00	3.00	7500.00

ELECTRICAL SCHEDULE

401	LF	3141.00	SCH 40 PVC ELECT CONDUIT 2in	3.10	9737.10	653.00	2024.30	3575.00	11082.50
402	LF	739.00	SCH 40 PVC ELECT CONDUIT 3in	5.00	3695.00	10.00	50.00	690.00	3450.00
403	LF	163.00	SCH 40 PVC ELECT CONDUIT 4in	5.20	847.60	-369.00	-1918.80	163.00	847.60
404	LF	70.00	SCH 40 PVC ELECT CONDUIT 4in BO	16.00	1120.00	-225.00	-3600.00	70.00	1120.00
405	LF	1070.00	2 CONDUCT #6 XHHW ELECT WIRE	1.10	1177.00	0.00	0.00	1070.00	1177.00
406	LF	1891.00	#6 BARE ELECT WIRE	0.60	1134.60	0.00	0.00	1891.00	1134.60
407	EA	28.00	TY A PULL BOX	350.00	9800.00	0.00	0.00	25.00	8750.00
408	EA	3.00	TY C PULL BOX	400.00	1200.00	1.00	400.00	4.00	1600.00
409	LS	3.00	ELECT SERV CONNECT	850.00	2550.00	0.00	0.00	3.00	2550.00
410	EA	10.00	TRAFF SIGN R10-12 MAST ARM MO	85.00	850.00	0.00	0.00	10.00	850.00
411	EA	2.00	TRAFF SIGN R3-8 MAST ARM MOUN	110.00	220.00	0.00	0.00	2.00	220.00
412	EA	7.00	TRAFF SIGN R3-4	110.00	770.00	0.00	0.00	7.00	770.00
413	EA	8.00	SIG POLE CONC FOUNDATION TY 3	1000.00	8000.00	0.00	0.00	8.00	8000.00
414	EA	4.00	SIG POLE CONC FOUNDATION TY 3	1200.00	4800.00	0.00	0.00	4.00	4800.00
415	EA	3.00	CONTROLLER CABINET FOUNDATI	800.00	2400.00	0.00	0.00	3.00	2400.00
416	EA	4.00	30in T BASE POLE W/32' MAST ARM	3600.00	15200.00	0.00	0.00	4.00	15200.00
417	EA	4.00	30in T BASE POLE W/36' MAST ARM	4400.00	17600.00	0.00	0.00	4.00	17600.00
418	EA	2.00	30in T BASE POLE W/40' MAST ARM	5000.00	10000.00	0.00	0.00	2.00	10000.00
419	EA	1.00	30in T BASE POLE W/44' MAST ARM	5200.00	5200.00	0.00	0.00	1.00	5200.00
420	EA	18.00	12in 3 SEC SIG HEAD TY V3	300.00	5400.00	0.00	0.00	18.00	5400.00
421	EA	12.00	12in 4 SEC SIG HEAD TY VLT	800.00	9600.00	0.00	0.00	12.00	9600.00
422	EA	10.00	12in 4 SEC SIGN HEAD TY V4RT	800.00	8000.00	0.00	0.00	10.00	8000.00
423	EA	18.00	VACUUM FORM BACKPLATE 3 SEC	50.00	900.00	0.00	0.00	18.00	900.00
424	EA	22.00	VACUUM FORM BACKPLATE 4 SEC	55.00	1210.00	0.00	0.00	22.00	1210.00
425	EA	18.00	3 SEC ASTRO BRAC W/29in BANDS	85.00	1530.00	0.00	0.00	18.00	1530.00
426	EA	22.00	4 SEC ASTON BRAC W/29in BANDS	90.00	1980.00	0.00	0.00	22.00	1980.00
427	EA	22.00	PED SIG HEAD W/MOUNTING HDWR	300.00	6600.00	0.00	0.00	22.00	6600.00
428	LF	1672.00	BELDEN 8281 COAX CABLE	2.20	3678.40	0.00	0.00	1672.00	3678.40
429	LF	1843.00	4 CNDR OPTICOM CABLE	1.10	2027.30	0.00	0.00	1843.00	2027.30
430	LF	1038.00	5 CONDUCT SIG CABLE #12 AWG	1.10	1141.80	0.00	0.00	1038.00	1141.80
431	LF	862.00	7 CONDUCT SIG CABLE #12 AWG	1.25	1077.50	0.00	0.00	862.00	827.50
432	LF	1792.00	3 CONDUCT SIG CABLE #14 AWG	0.70	1254.40	0.00	0.00	1792.00	1254.40
433	LF	699.00	5 CONDUCT SIG CABLE #12 AWG	1.10	768.90	0.00	0.00	699.00	768.90
434	LF	1482.00	16 CONDUCT SIG CABLE #12 AWG	2.20	3216.40	0.00	0.00	1482.00	3216.40
435	EA	22.00	PED PUSH BUTTON & T10 4B SIGN	110.00	2420.00	0.00	0.00	22.00	2420.00
436	EA	11.00	OPTICOM DIRECT SENSORS	600.00	6600.00	0.00	0.00	11.00	6600.00
437	EA	6.00	OPTICOM DISCRIMINATOR MODULE	2000.00	12000.00	-2.00	-4000.00	6.00	12000.00
438	EA	0.00	INSTALL PORT PER INTERFACE UPL	3500.00	0.00	0.00	0.00	0.00	0.00
439	EA	0.00	FURNISH PORT PER INTERFACE UP	15000.00	0.00	0.00	0.00	0.00	0.00
440	EA	3.00	8 PH NEMA TS-2 TY 1 CTRL ASSY	35000.00	105000.00	0.00	0.00	3.00	105000.00
441	EA	11.00	VIDEO CAMERA W/MOUNT HDWR	2800.00	30800.00	0.00	0.00	11.00	30800.00
442	EA	0.00	TV MONITOR FURN	1000.00	0.00	0.00	0.00	0.00	0.00
443	EA	0.00	TV MONITOR INSTL	500.00	0.00	0.00	0.00	0.00	0.00
444	EA	2.00	CONNECT TO EX RR CTRL	1000.00	2000.00	0.00	0.00	2.00	2000.00
445	LS	1.00	ADJ OF CITY TRAFF SIGS AT INTER	15000.00	15000.00	0.00	0.00	0.00	0.00
446	EA	1.00	CONTROLLER CABINET ASSY (BRO	17000.00	17000.00	0.00	0.00	1.00	17000.00
447	EA	1.00	VIDEO TRACKING UNIT	20000.00	20000.00	0.00	0.00	1.00	20000.00
448	EA	1.00	62 PIN I/O CABLE	300.00	300.00	0.00	0.00	1.00	300.00
449	EA	1.00	CAMERA INTERFACE PANEL (6 CAM	600.00	600.00	0.00	0.00	1.00	600.00
450	EA	1.00	BNC CONNECTOR	5.00	5.00	0.00	0.00	1.00	5.00
451	EA	1.00	POWER CONDITIONER FOR VTU	300.00	300.00	0.00	0.00	1.00	300.00
452	EA	2.00	UNDERGROUND SVC, PEDESTAL, A	1200.00	2400.00	0.00	0.00	2.00	2400.00

LANDSCAPE SCHEDULE

501	SF*	3950.00	BRICK PAVERS ON ASPH BASE ON	10.50	41475.00	0.00	0.00	3950.00	41475.00
502	SF	9800.00	CONC PAVING (SANDBLAST)(ARAP	7.00	68600.00	0.00	0.00	9800.00	68600.00

503	SF	3490.00	CONC CROSSWALKS W/SANDBLAS	6.25	21812.50	0.00	0.00	3490.00	21812.50
504	SF*	4000.00	QUORUM DR/BRICK ON 4in CONC S	8.50	34000.00	0.00	0.00	0.00	0.00
505	SF*	8763.00	DBL ROW BRICK BAND ON CONCRE	9.00	78867.00	492.77	4434.93	7305.29	65747.61
506	SF	44288.00	SPECIAL SW CONC DIAG PATTERN/	4.75	210368.00	0.00	0.00	42283.00	200844.25
507	LF*	9780.00	1/4in FIBROUS EXPAND JOINT W/BA	3.10	30318.00	0.00	0.00	9590.00	29729.00
508	LF	385.00	1 FT WIDE CONCRETE MEDIAN/PAV	10.00	3850.00	0.00	0.00	458.00	4580.00
509	EA	77.00	BEGA LIGHT FIXTURES & POLES IN	3000.00	231000.00	45.00	135000.00	74.00	222000.00
510	LF	3500.00	3/4in SCH 40 PVC ELECTR CONDT	2.80	9800.00	15.00	42.00	2292.00	6417.60
511	LF	4000.00	1in SCH 40 PVC ELECT CONDT	2.95	11800.00	135.00	398.25	3692.00	10891.40
512	LF	1200.00	2in SCH 40 PVC CONDT SLEEVES	3.00	3600.00	0.00	0.00	1646.00	4938.00
513	LF	4000.00	#6 AWG ELECT SERVICE	1.00	4000.00	540.00	540.00	4092.00	4092.00
514	LF	10000.00	#8 AWG ELECTR WIRE	0.50	5000.00	3466.00	1733.00	12449.00	6224.50
515	LF	2800.00	#10 AWG ELECTR WIRE	0.45	1260.00	1715.00	771.75	1715.00	771.75
516	EA	12.00	CAST IRON ELECT JCT BOX	600.00	7200.00	0.00	0.00	0.00	0.00
517	EA	113.00	60" TREE GRATE W/CONC EDGE & B	1900.00	214700.00	8.00	15200.00	109.00	207100.00
518	EA	16.00	BOLLARD W/LIGHT FIXTURE	2900.00	46400.00	0.00	0.00	15.00	43500.00
519	LF	700.00	4in PERF SCH 40 PVC FRENCH DRAI	17.00	11900.00	0.00	0.00	855.00	14535.00
520	LF	4500.00	NON-PERF PVC PIPE CONNECTED T	15.00	67500.00	0.00	0.00	3210.00	48150.00
521	EA	125.00	100 GAL 4in RED OAK	1000.00	125000.00	11.00	11000.00	124.00	124000.00
522	EA	132.00	12 FT FOSTER HOLLY	1000.00	132000.00	32.00	32000.00	132.00	132000.00
523	SF	504.00	ASIAN JASMINE 4in POTS, QUORUM	2.00	1008.00	0.00	0.00	504.00	1008.00
524	SF	21862.00	BERMUDA SOD (TEX TURF 10)	0.50	10931.00	0.00	0.00	4452.00	2226.00
525	SF	2275.00	ASIAN JASMINE 4in POTS, MEDIANS	2.00	4550.00	0.00	0.00	2275.00	4550.00
526	EA	2.00	2in HERSEY WATER METERS W/TAP	2000.00	4000.00	0.00	0.00	2.00	4000.00
527	EA	2.00	2in FEBCO 805-Y DBL CHECK VALVE	1000.00	2000.00	0.00	0.00	2.00	2000.00
528	EA	1.00	RAINMASTER DX-2 STAINLESS STE	16500.00	16500.00	0.00	0.00	1.00	16500.00
529	LS	1.00	ELECTRICAL SERVICE CONNECTIO	1500.00	1500.00	1.00	1500.00	1.00	1500.00
530	EA	214.00	RAIN-BIRD 1402 PRESS COMP BUBB	5.00	1070.00	214.00	1070.00	214.00	1070.00
531	EA	318.00	TORO 57DZ-40 TURF HEADS IN MED	6.00	1908.00	307.00	1842.00	453.00	2718.00
532	EA	227.00	TORO 570 MPR NOZZLES W/HARDIE	13.00	2951.00	81.00	1053.00	227.00	2951.00
533	LF	1160.00	4in SCH 40 PVC SLEEVES	5.10	5916.00	0.00	0.00	1160.00	5916.00
534	LF	5260.00	2 1/2in SCH 40 PVC SLEEVES (TREE	3.10	16306.00	0.00	0.00	5260.00	16306.00
535	EA	3.00	WEATHERMATIC 11000 SERIES 1 R	100.00	300.00	7.00	700.00	9.00	900.00
536	EA	7.00	WEATHERMATIC 11000 SERIES 1 1/	150.00	1050.00	5.00	750.00	11.00	1650.00
537	EA	8.00	WEATHERMATIC 11000 SERIES 2in	200.00	1600.00	3.00	600.00	9.00	1800.00
538	LF	18100.00	ELECTRICAL VALVE WIRING 14 GA	0.10	1810.00	19080.00	1908.00	29100.00	2910.00
539	LF	350.00	2.5in SCH 40 PVC MAIN LINE	3.30	1155.00	770.00	2541.00	1070.00	3531.00
540	EA	18.00	SPEARS 2in BALL VALVES	50.00	900.00	0.00	0.00	18.00	900.00
541	EA	4.00	BUCKNER 30A QCV W/VALVE BOX	200.00	800.00	6.00	1200.00	10.00	2000.00
542	LF	80.00	2.5in CLASS 200 PVC PIPE	3.50	280.00	40.00	140.00	80.00	280.00
543	LF	1120.00	2in CLASS 200 PVC PIPE	2.20	2464.00	660.00	1452.00	1160.00	2552.00
544	LF	1360.00	1 1/2in PVC PIPE	2.00	2720.00	740.00	1480.00	1440.00	2880.00
545	LF	3220.00	1 1/4in PVC PIPE	1.80	5796.00	1340.00	2412.00	3340.00	6012.00
546	LF	4000.00	1in PVC PIPE	1.70	6800.00	2044.00	3474.80	4440.00	7548.00
547	LF	3400.00	3/4in PVC PIPE	1.60	5440.00	2720.00	4352.00	4680.00	7488.00
548	EA	109.00	60" TREE GRATE, R-8838-A (DEDUCT	(300.00)	(32,700.00)	8.00	(2,400.00)	109.00	(32,700.00)
550	LF	1750.00	3/4" PVC CONDUIT TO TREE WELLS	2.95	5162.50	250.00	737.50	1625.00	4793.75

Change Order #1

CY	560.00	REM/REPL PEA GRAVEL	9.58	5364.80	0.00	0.00	560.00	5364.80
----	--------	---------------------	------	---------	------	------	--------	---------

Change Order #2

LS	1.00	ABANDON EXISTING WATER SERVIC	490.00	490.00	0.00	0.00	1.00	490.00
LS	1.00	EXPLOSION AT ADDISON/WARAPAH	1255.00	1255.00	0.00	0.00	1.00	1255.00
LS	1.00	CONNECT SWB ROOF DRAINS	700.00	700.00	0.00	0.00	1.00	700.00

Change Order #3

LS	1.00	ORANGE CONSTRUCTION FENCE	952.84	952.84	0.00	0.00	1.00	952.84
LS	1.00	LOWER IRRIGATION CONDUIT	6061.72	6061.72	0.00	0.00	1.00	6061.72

Change Order #4

551	LF	6000.00	INSTALL/REM TEMP BUTTONS	1.55	9300.00	0.00	0.00	3108.00	4814.30
-----	----	---------	--------------------------	------	---------	------	------	---------	---------

Change Order #5

552	LS	1.00	CONVERT EXISTING INLET TO MANH	3700.00	3700.00	0.00	0.00	1.00	3700.00
553	CY	31.00	ADDITIONAL COST FOR CL K CONC	120.00	3720.00	0.00	0.00	30.00	3600.00
LS	1.00	RELOCATE HYDRANT ON QUORUM	2000.00	2000.00	0.00	0.00	1.00	2000.00	

Change Order #6

554	EA	1.00	BASE POLE W/48' MAST ARM	7800.00	7800.00	0.00	0.00	0.00	0.00
-----	----	------	--------------------------	---------	---------	------	------	------	------

Change Order #7

EA	18.00	65 GAL SHUMARD RED OAK (3.5"-4")	780.00	14040.00	0.00	0.00	0.00	0.00	0.00
LS	0.00	MATERIAL ON HAND, UTILITIES	1.00	0.00	0.00	0.00	0.00	0.00	0.00
LS	0.00	MATERIAL ON HAND, LANDSCAPE	78.95	0.00	(12.00)	(947.37)	0.00	0.00	0.00

LS	0.00	MATERIAL ON HAND, TREE GRATES	480.35	0.00	(8.00)	(3,842.79)	0.00	0.00	0.00
LS	0.00	MATERIAL ON HAND, SIGNAL ITEMS	1.00	0.00	0.00	0.00	0.00	0.00	0.00
LS	0.00	MATERIAL ON HAND, SIGNAL POLES	3292.27	0.00	0.00	0.00	0.00	0.00	0.00
LS	0.00	MATERIAL ON HAND, BEGA POLES	1658.60	0.00	(64.00)	(105,150.66)	0.00	0.00	0.00
LS	0.00	MATERIAL ON HAND, SIGNAL HARD	1.00	0.00	0.00	0.00	0.00	0.00	0.00
LS	0.00	MATERIAL ON HAND, BRICK PAVERS	1.00	0.00	(3,098.04)	(3,098.04)	0.00	0.00	0.00
LS	0.00	MATERIAL ON HAND, VIDEO EQUIPM	1.00	0.00	0.00	0.00	0.00	0.00	0.00

Total Cost

*****		*****		*****	
3,926,561.36	MONTH	118,515.27	TO DATE	3,812,052.42	
	DEDUCTIONS	0.00	DEDUCTIONS	0.00	
	SUB TOTAL	118,515.27	SUB TOTAL	3,812,052.42	
	RETAINAGE		RETAINAGE		
	5%	5,925.76	5%	190,602.62	
	SUB TOTAL	112,589.51	PREV PAY	3,507,435.29	
			AMT DUE	114,014.51	

I certify that this monthly estimate is a true representation of the work performed on this contract.

Ed Bell
Ed Bell Construction Company

27 Sep 99
Date

Reviewed By:

David White
Town of Addison Public Works Inspector

29 Sept '99
Date

Approved By:

Jeffrey
Town of Addison Assistant City Engineer

9-29-99
Date

TOWN OF
ADDISON

Faxed

PUBLIC WORKS

To: Robert Weber

From: **Jim Pierce, P.E.**
Assistant City Engineer

Company: Ed Bell Const

Phone: 972/450-2879

FAX #: 214-352-3201

FAX: 972/450-2834

jpierce@ci.addison.tx.us

Date: 9-20-99

16801 Westgrove

P.O.Box 9010

of pages (including cover): 5

Addison, TX 75001-9010

Re: Arapaho Rd - Monthly Estimate #17

Original in mail

Per your request

FYI

Call me

Comments: We still require some clarification on
some items. Specifically, Item 126, 403, 404,
437, 509, 513, 521 and 550. We will
approve the quantity for Item 126, ^{but request verification,} For the
other items, we will approve the quantities noted
until convinced otherwise. Item 550 was
deleted back in May, 1998. See attached.
Please resubmit as noted.

JPierce

cc Dave Wilde

Pat Rivera

9-24-99 - Discussed with Robert. He believes
Item # 550 has been installed. I agreed to
pay for it until we can verify that it has/
has not been installed. If it has, then we must
decide what to do about it.

ED BELL CONSTRUCTION COMPANY ***** MONTHLY ESTIMATE
 JOB NO. 931
 PROJECT_ ARAPAHO ROAD RECONSTRUCTION
 LOCATION ADDISON ROAD TO DALLAS NORTH TOLLWAY
 BID DATE JANUARY 15, 1998
 ENGINEER JAMES C. PIERCE, JR., P.E.
 OWNER CITY OF ADDISON

ESTIMATE N 17
 FROM AUGUST 1, 1999
 TO AUGUST 31, 1999

ITEM	UNIT	BID QUANTITY	DESCRIPTION	BID PRICE	TOTAL COST	QUANTITY THIS MONTH	AMOUNT	QUANTITY TO DATE	AMOUNT
101	MO	14.00	BARRICADES SIGNS & TRAFF CTRL	5000.00	70000.00	0.50	2500.00	16.50	82500.00
102	STA	37.00	PREP ROW	750.00	27750.00	0.00	0.00	37.00	27750.00
103	SY	12764.00	REM & DISP OF EX CONC PAVE	7.50	95730.00	0.00	0.00	12827.00	96202.50
104	SF	9683.00	REM & DISP OF EX CONC SW	1.00	9683.00	0.00	0.00	9710.00	9710.00
105	CY*	13127.00	UNCLASS EXCAVATION (SCRAPER)	5.00	65635.00	0.00	0.00	13127.00	65635.00
106	SY*	29432.00	10in REINF CONC PAVE 650#FLEX	29.65	872656.80	0.00	0.00	30738.00	911381.70
107	SY*	1709.00	6in REINF CONC PAVE 650# FLEX	24.00	41018.00	0.00	0.00	1805.00	43320.00
108	SY	32509.00	6in LIME STAB INCL PROOFROLLIN	1.50	48763.50	0.00	0.00	32797.00	49195.50
109	TN	488.00	HYDRATED LIME (30 #/SY)	100.00	48800.00	0.00	0.00	500.91	50091.00
110	LF	13296.00	6in INTEGRAL CONC CURB 650# FLE	1.50	19944.00	0.00	0.00	13335.00	20002.50
111	EA	15.00	MONO MEDIAN NOSE 650# FLEX	600.00	9000.00	0.00	0.00	15.00	9000.00
112	SY	85.00	REINF CONC ISLAND 650# FLEX	35.00	2975.00	0.00	0.00	101.00	3535.00
113	SF	2812.00	4in REINF CONC SW 3000#	2.45	6889.40	0.00	0.00	5282.00	12940.90
114	SY	1700.00	6in HMACTY A DETOURS	15.00	25500.00	0.00	0.00	1322.00	19830.00
115	LF	207.00	REINF CONC ST HEADER 650# FLEX	8.00	1656.00	0.00	0.00	207.00	1656.00
116	EA	980.00	4in DIA REFLECT PAVE MARKER TY	5.00	4900.00	0.00	0.00	0.00	0.00
117	EA	32.00	4in DIA REFLECT PAVE MARKER TY	6.00	192.00	0.00	0.00	0.00	0.00
118	EA	311.00	6in X 6in REFLECT JIGGLE BARS WH	13.00	4043.00	0.00	0.00	0.00	0.00
119	EA	246.00	8in 2 WAY DUAL REFLECT PAVE MA	30.00	7380.00	0.00	0.00	0.00	0.00
120	EA	17.00	4in SQ REFLECT FIRE HYDRANT MA	10.00	170.00	0.00	0.00	0.00	0.00
121	LF	575.00	24in WIDE WHITE THERMOPLASTIC	7.00	4025.00	0.00	0.00	0.00	0.00
122	EA	26.00	THERMOPLASTIC ADVISORY MARK	250.00	6500.00	0.00	0.00	0.00	0.00
123	LF	400.00	4in WIDE TEMP LANE STRIPE	0.75	300.00	0.00	0.00	0.00	0.00
124	LF	3700.00	2in DIA PVC SCH 40 ST LIGHT COND	3.50	12950.00	0.00	0.00	3793.00	13275.50
125	EA	20.00	ST LIGHT FOUNDATION	420.00	8400.00	2.00	840.00	20.00	8400.00
126	EA	18.00	ST LIGHT PULL BOX	250.00	4500.00	3.00	750.00	21.00	5250.00
127	CY	6200.00	EXCAVA, REM & DISP OF MISC FILL	5.00	31000.00	0.00	0.00	6200.00	31000.00
128	LF	65.00	6in X 12in 3000# REINF CONC BAND	15.00	975.00	0.00	0.00	65.00	975.00
129	CY	8.00	3600# REINF CONC COMBO RET WA	850.00	6800.00	0.00	0.00	8.00	6800.00
130	SF	3300.00	3600# REINF CONC RET WALL	37.50	123750.00	0.00	0.00	3300.00	123750.00

STORM SEWER SCHEDULE

201	LF	46.00	15in DIA PVC SDR 35 PIPE	120.00	5520.00	0.00	0.00	46.00	5520.00
202	LF	34.00	CL III RCP 15in	41.00	1394.00	0.00	0.00	34.00	1394.00
203	LF	727.00	CL III RCP 18in	48.00	34896.00	0.00	0.00	733.00	35184.00
204	LF	156.00	CL III RCP 21in	51.00	7956.00	0.00	0.00	147.00	7497.00
205	LF	775.00	CL III RCP 24in	56.00	43400.00	0.00	0.00	775.00	43400.00
206	LF*	529.00	CL III RCP 36in	91.00	48139.00	0.00	0.00	530.00	48230.00
207	LF*	465.00	CL III RCP 39in	105.00	48825.00	0.00	0.00	465.00	48825.00
208	LF	162.00	CL III RCP 42in	110.00	17820.00	0.00	0.00	162.00	17820.00
209	EA	0.00	TY A MANHOLE	4000.00	0.00	0.00	0.00	0.00	0.00
210	EA	3.00	TY B MANHOLE	4500.00	13500.00	0.00	0.00	3.00	13500.00
211	EA	1.00	DBL TY B HEADWALL 42in	2500.00	2500.00	0.00	0.00	1.00	2500.00
212	SY	290.00	2in STONE RIP RAP TY A DRY	20.00	5800.00	424.00	8480.00	424.00	8480.00
213	SY	156.00	SOLID SOD BERMUDA GRASS, WTR	6.00	936.00	0.00	0.00	0.00	0.00
214	SY	1435.00	HYDROMULCH BERMUDA GRASS,	3.50	5022.50	0.00	0.00	0.00	0.00
215	EA	1.00	6' STD CURB INLET	1800.00	1800.00	0.00	0.00	1.00	1800.00
218	EA	1.00	14' STD CURB INLET	3000.00	3000.00	0.00	0.00	1.00	3000.00
217	EA	2.00	6' RECESS INLET	2000.00	4000.00	0.00	0.00	3.00	6000.00
218	EA	1.00	8' RECESS INLET	2100.00	2100.00	0.00	0.00	1.00	2100.00
219	EA	17.00	10' RECESS INLET	2400.00	40800.00	0.00	0.00	17.00	40800.00
220	EA	2.00	12' RECESS INLET	2700.00	5400.00	0.00	0.00	2.00	5400.00
221	EA	4.00	14' RECESS INLET	3300.00	13200.00	0.00	0.00	4.00	13200.00
222	EA	1.00	4' X 4' TY Y INLET	1600.00	1600.00	0.00	0.00	1.00	1600.00
223	LF	632.00	REM & DISP OF EX REINF CONC PIP	9.00	5688.00	0.00	0.00	632.00	5688.00
224	EA	11.00	REM & DISP OF EX INLET	500.00	5500.00	0.00	0.00	11.00	5500.00
225	CY	1545.00	UNCLASS CHANNEL EXCAVA	7.00	10815.00	0.00	0.00	1545.00	10815.00
226	LS	1.00	TRENCH SAFETY DESIGN (ALL UTILI	1000.00	1000.00	0.00	0.00	1.00	1000.00
227	LF	2894.00	TRENCH SAFETY PROTECTION (DR	1.10	3183.40	0.00	0.00	2894.00	3183.40
228	EA	29.00	INLET PROTECT	50.00	1450.00	0.00	0.00	29.00	1450.00
229	LF	125.00	STRAW BALE DIKE	3.00	375.00	0.00	0.00	0.00	0.00
230	LF	20.00	ROCK BERM	25.00	500.00	0.00	0.00	0.00	0.00
231	LF	1050.00	SILT FENCE	1.50	1575.00	0.00	0.00	1050.00	1575.00
232	EA	4.00	STAB CONST ENTR	1000.00	4000.00	0.00	0.00	2.00	2000.00

UTILITY SCHEDULE

301	LF	20.00	4in PVC DR18 CL 150 WTR PIPE	20.00	400.00	0.00	0.00	20.00	400.00
302	LF	218.00	6in PVC DR18 CL 150 WTR PIPE	25.00	5450.00	0.00	0.00	175.00	4375.00
303	LF	1220.00	8in PVC DR18 CL 150 WTR PIPE	35.00	42700.00	0.00	0.00	1296.00	45360.00
304	EA	1.00	GATE VALVE 4in	400.00	400.00	0.00	0.00	1.00	400.00

305	EA	7.00	GATE VALVE 6in	500.00	3500.00	0.00	0.00	7.00	3500.00
306	EA	6.00	GATE VALVE 8in	700.00	5600.00	0.00	0.00	8.00	5600.00
307	EA	14.00	FIRE HYDRANT	2000.00	28000.00	0.00	0.00	13.00	26000.00
308	LF	40.00	CONC ENCASE	25.00	1000.00	0.00	0.00	40.00	1000.00
309	EA	1.00	TAPP SLEEVE & VALVE 8in X 6in	2000.00	2000.00	0.00	0.00	1.00	2000.00
310	EA	2.00	TAPP SLEEVE & VALVE 24in X 8in	4000.00	8000.00	0.00	0.00	2.00	8000.00
311	EA	1.00	TAPP SLEEVE & VALVE 12in X 6in	3000.00	3000.00	0.00	0.00	1.00	3000.00
312	EA	1.00	6in WTR METER/VAULT & BACKFLO	20000.00	20000.00	0.00	0.00	1.00	20000.00
313	EA	2.00	1in OR 1 1/2in WTR METER BOX & B	2000.00	4000.00	0.00	0.00	2.00	4000.00
314	EA	5.00	ADJ EX WTR VALVE COVER & STAC	125.00	625.00	0.00	0.00	5.00	625.00
315	EA	2.00	ADJ EX WTR METER BOX	125.00	250.00	0.00	0.00	2.00	250.00
316	EA	3.00	RECONNECT EX SERV	1000.00	3000.00	0.00	0.00	3.00	3000.00
317	EA	5.00	CONNECT TO EX WTR SERV	1200.00	6000.00	0.00	0.00	5.00	8000.00
318	LF	1456.00	TRENCH SAFETY (WATER)	1.20	1749.60	0.00	0.00	1491.00	1789.20
319	LS	1.00	PERFORM WTR TEST	1500.00	1500.00	0.00	0.00	1.00	1500.00
320	LF	497.00	SDR35 WWTR PIPE PVC 8in	50.00	24850.00	0.00	0.00	497.00	24850.00
321	EA	1.00	4' DIA MH	2000.00	2000.00	0.00	0.00	1.00	2000.00
322	EA	2.00	CONNECT TO EX MH	1200.00	2400.00	0.00	0.00	2.00	2400.00
323	EA	4.00	ADJ MH TOP	500.00	2000.00	0.00	0.00	5.00	2500.00
324	LF	20.00	CONC ENCASE	35.00	700.00	0.00	0.00	20.00	700.00
325	LF	497.00	TRENCH SAFETY (SANITARY SEWE	1.20	596.40	0.00	0.00	497.00	596.40
326	LF	497.00	TV INSPECT OF WWTR MAIN	1.20	596.40	497.00	596.40	497.00	596.40
327	LS	1.00	PERFORM WWTR LINE & MH TEST	500.00	500.00	1.00	500.00	1.00	500.00
328	EA	2.00	2in IRRIGATION TAP, VALVE, VALVE	2500.00	5000.00	0.00	0.00	3.00	7500.00

ELECTRICAL SCHEDULE

401	LF	3141.00	SCH 40 PVC ELECT CONDUIT 2in	3.10	9737.10	653.00	2024.30	3575.00	11082.50
402	LF	739.00	SCH 40 PVC ELECT CONDUIT 3in	5.00	3695.00	10.00	50.00	690.00	3450.00
403	LF	163.00	SCH 40 PVC ELECT CONDUIT 4in	5.20	847.60	0.00	0.00	163-592.00	2766.40
404	LF	70.00	SCH 40 PVC ELECT CONDUIT 4in BO	18.00	1120.00	0.00	0.00	70-285.00	4720.00
405	LF	1070.00	2 CONDUCT #6 XHHW ELECT WIRE	1.10	1177.00	0.00	0.00	1070.00	1177.00
406	LF	1891.00	#6 BARE ELECT WIRE	0.60	1134.60	0.00	0.00	1891.00	1134.60
407	EA	28.00	TY A PULL BOX	350.00	9800.00	0.00	0.00	25.00	8750.00
408	EA	3.00	TY C PULL BOX	400.00	1200.00	1.00	400.00	4.00	1600.00
409	LS	3.00	ELECT SERV CONNECT	850.00	2550.00	0.00	0.00	3.00	2550.00
410	EA	10.00	TRAFF SIGN R10-12 MAST ARM MO	85.00	850.00	0.00	0.00	10.00	850.00
411	EA	2.00	TRAFF SIGN R3-8 MAST ARM MOUN	110.00	220.00	0.00	0.00	2.00	220.00
412	EA	7.00	TRAFF SIGN R3-4	110.00	770.00	0.00	0.00	7.00	770.00
413	EA	8.00	SIG POLE CONC FOUNDATION TY 3	1000.00	8000.00	0.00	0.00	8.00	8000.00
414	EA	4.00	SIG POLE CONC FOUNDATION TY 3	1200.00	4800.00	0.00	0.00	4.00	4800.00
415	EA	3.00	CONTROLLER CABINET FOUNDATI	800.00	2400.00	0.00	0.00	3.00	2400.00
416	EA	4.00	30in T BASE POLE W/32' MAST ARM	3800.00	15200.00	0.00	0.00	4.00	15200.00
417	EA	4.00	30in T BASE POLE W/36' MAST ARM	4400.00	17600.00	0.00	0.00	4.00	17600.00
418	EA	2.00	30in T BASE POLE W/40' MAST ARM	5000.00	10000.00	0.00	0.00	2.00	10000.00
419	EA	1.00	30in T BASE POLE W/44' MAST ARM	5200.00	5200.00	0.00	0.00	1.00	5200.00
420	EA	18.00	12in 3 SEC SIG HEAD TY V3	300.00	5400.00	0.00	0.00	18.00	5400.00
421	EA	12.00	12in 4 SEC SIG HEAD TY VLT	800.00	9600.00	0.00	0.00	12.00	9600.00
422	EA	10.00	12in 4 SEC SIGN HEAD TY V4RT	800.00	8000.00	0.00	0.00	10.00	8000.00
423	EA	18.00	VACUUM FORM BACKPLATE 3 SEC	50.00	900.00	0.00	0.00	18.00	900.00
424	EA	22.00	VACUUM FORM BACKPLATE 4 SEC	55.00	1210.00	0.00	0.00	22.00	1210.00
425	EA	18.00	3 SEC ASTRO BRAC W/29in BANDS	85.00	1530.00	0.00	0.00	18.00	1530.00
426	EA	22.00	4 SEC ASTON BRAC W/29in BANDS	90.00	1980.00	0.00	0.00	22.00	1980.00
427	EA	22.00	PED SIG HEAD W/MOUNTING HDWR	300.00	6600.00	0.00	0.00	22.00	6600.00
428	LF	1672.00	BELDEN 8281 COAX CABLE	2.20	3878.40	0.00	0.00	1672.00	3678.40
429	LF	1843.00	4 CNDR OPTICOM CABLE	1.10	2027.30	0.00	0.00	1843.00	2027.30
430	LF	1038.00	5 CONDUCT SIG CABLE #12 AWG	1.10	1141.80	0.00	0.00	1038.00	1141.80
431	LF	862.00	7 CONDUCT SIG CABLE #12 AWG	1.25	1077.50	0.00	0.00	862.00	827.50
432	LF	1792.00	3 CONDUCT SIG CABLE #14 AWG	0.70	1254.40	0.00	0.00	1792.00	1254.40
433	LF	699.00	5 CONDUCT SIG CABLE #12 AWG	1.10	768.90	0.00	0.00	699.00	768.90
434	LF	1462.00	16 CONDUCT SIG CABLE #12 AWG	2.20	3216.40	0.00	0.00	1462.00	3216.40
435	EA	22.00	PED PUSH BUTTON & T10 4B SIGN	110.00	2420.00	0.00	0.00	22.00	2420.00
436	EA	11.00	OPTICOM DIRECT SENSORS	600.00	6600.00	0.00	0.00	11.00	6600.00
437	EA	6.00	OPTICOM DISCRIMINATOR MODULE	2000.00	12000.00	0.00	0.00	6-8.00	16000.00
438	EA	0.00	INSTALL PORT PER INTERFACE UPL	3500.00	0.00	0.00	0.00	0.00	0.00
439	EA	0.00	FURNISH PORT PER INTERFACE UP	15000.00	0.00	0.00	0.00	0.00	0.00
440	EA	3.00	8 PH NEMA TS-2 TY 1 CTROL ASSY	35000.00	105000.00	0.00	0.00	3.00	105000.00
441	EA	11.00	VIDEO CAMERA W/MOUNT HDWR	2800.00	30800.00	0.00	0.00	11.00	30800.00
442	EA	0.00	TV MONITOR FURN	1000.00	0.00	0.00	0.00	0.00	0.00
443	EA	0.00	TV MONITOR INSTL	500.00	0.00	0.00	0.00	0.00	0.00
444	EA	2.00	CONNECT TO EX RR CTRL	1000.00	2000.00	0.00	0.00	2.00	2000.00
445	LS	1.00	ADJ OF CITY TRAFF SIGS AT INTER	15000.00	15000.00	0.00	0.00	0.00	0.00
446	EA	1.00	CONTROLLER CABINET ASSY (BRO	17000.00	17000.00	0.00	0.00	1.00	17000.00
447	EA	1.00	VIDEO TRACKING UNIT	20000.00	20000.00	0.00	0.00	1.00	20000.00
448	EA	1.00	62 PIN I/O CABLE	300.00	300.00	0.00	0.00	1.00	300.00
449	EA	1.00	CAMERA INTERFACE PANEL (6 CAM	600.00	600.00	0.00	0.00	1.00	600.00
450	EA	1.00	BNC CONNECTOR	5.00	5.00	0.00	0.00	1.00	5.00
451	EA	1.00	POWER CONDITIONER FOR VTU	300.00	300.00	0.00	0.00	1.00	300.00
452	EA	2.00	UNDERGROUND SVC, PEDESTAL, A	1200.00	2400.00	0.00	0.00	2.00	2400.00

LANDSCAPE SCHEDULE

501	SF*	3950.00	BRICK PAVERS ON ASPH BASE ON	10.50	41475.00	0.00	0.00	3950.00	41475.00
502	SF	9800.00	CONC PAVING (SANDBLAST) (ARAP	7.00	68600.00	0.00	0.00	9800.00	68600.00

503	SF	3490.00	CONC CROSSWALKS W/SANDBLAS	8.25	21812.50	0.00	0.00	3490.00	21812.50
504	SF*	4000.00	QUORUM DR/BRICK ON 4in CONC S	8.50	34000.00	0.00	0.00	0.00	0.00
505	SF*	8763.00	DBL ROW BRICK BAND ON CONCRE	9.00	78867.00	492.77	4434.93	7305.29	65747.61
506	SF	44288.00	SPECIAL SW CONC DIAG PATTERN/	4.75	210368.00	0.00	0.00	42283.00	200844.25
507	LF*	9780.00	1/4in FIBROUS EXPAND JOINT W/BA	3.10	30318.00	0.00	0.00	9590.00	29729.00
508	LF	385.00	1 FT WIDE CONCRETE MEDIAN/PAV	10.00	3850.00	0.00	0.00	458.00	4580.00
509	EA	77.00	BEGA LIGHT FIXTURES & POLES IN	3000.00	231000.00	48.00	144000.00	74 77.00	231000.00
510	LF	3500.00	3/4in SCH 40 PVC ELECTR CONDT	2.90	9800.00	15.00	42.00	2292.00	6417.60
511	LF	4000.00	1in SCH 40 PVC ELECT CONDT	2.95	11800.00	135.00	398.25	3692.00	10891.40
512	LF	1200.00	2in SCH 40 PVC CONDT SLEEVES	3.00	3800.00	0.00	0.00	1648.00	4938.00
513	LF	4000.00	#8 AWG ELECT SERVICE	1.00	4000.00	4092.00	4092.00	7644.00	7644.00
514	LF	10000.00	#8 AWG ELECTR WIRE	0.50	5000.00	3466.00	1733.00	12449.00	6224.50
515	LF	2800.00	#10 AWG ELECTR WIRE	0.45	1260.00	1715.00	771.75	1715.00	771.75
516	EA	12.00	CAST IRON ELECT JCT BOX	600.00	7200.00	0.00	0.00	0.00	0.00
517	EA	113.00	60" TREE GRATE W/CONC EDGE & B	1900.00	214700.00	8.00	15200.00	109.00	207100.00
518	EA	18.00	BOLLARD W/LIGHT FIXTURE	2900.00	46400.00	0.00	0.00	15.00	43500.00
519	LF	700.00	4in PERF SCH 40 PVC FRENCH DRAI	17.00	11900.00	0.00	0.00	855.00	14535.00
520	LF	4500.00	NON-PERF PVC PIPE CONNECTED T	15.00	67500.00	0.00	0.00	3210.00	49150.00
521	EA	125.00	100 GAL 4in RED OAK	1000.00	125000.00	12.00	12000.00	124 125.00	125000.00
522	EA	132.00	12 FT FOSTER HOLLY	1000.00	132000.00	32.00	32000.00	132.00	132000.00
523	SF	504.00	ASIAN JASMINE 4in POTS, QUORUM	2.00	1008.00	0.00	0.00	504.00	1008.00
524	SF	21862.00	BERMUDA SOD (TEX TURF 10)	0.50	10931.00	0.00	0.00	4452.00	2226.00
525	SF	2275.00	ASIAN JASMINE 4in POTS, MEDIANS	2.00	4550.00	0.00	0.00	2275.00	4550.00
526	EA	2.00	2in HERSEY WATER METERS W/TAP	2000.00	4000.00	0.00	0.00	2.00	4000.00
527	EA	2.00	2in FEBCO 805-Y DBL CHECK VALVE	1000.00	2000.00	0.00	0.00	2.00	2000.00
528	EA	1.00	RAINMASTER DX-2 STAINLESS STE	16500.00	16500.00	0.00	0.00	1.00	16500.00
529	LS	1.00	ELECTRICAL SERVICE CONNECTIO	1500.00	1500.00	1.00	1500.00	1.00	1500.00
530	EA	214.00	RAIN-BIRD 1402 PRESS COMP BUBB	5.00	1070.00	214.00	1070.00	214.00	1070.00
531	EA	318.00	TORO 57DZ-40 TURF HEADS IN MED	6.00	1908.00	307.00	1842.00	453.00	2718.00
532	EA	227.00	TORO 570 MPR NOZZLES W/HARDIE	13.00	2951.00	81.00	1053.00	227.00	2951.00
533	LF	1160.00	4in SCH 40 PVC SLEEVES	5.10	5916.00	0.00	0.00	1160.00	5916.00
534	LF	5260.00	2 1/2in SCH 40 PVC SLEEVES (TREE	3.10	16306.00	0.00	0.00	5260.00	16306.00
535	EA	3.00	WEATHERMATIC 11000 SERIES 1 R	100.00	300.00	7.00	700.00	9.00	900.00
536	EA	7.00	WEATHERMATIC 11000 SERIES 1 I/	150.00	1050.00	5.00	750.00	11.00	1650.00
537	EA	8.00	WEATHERMATIC 11000 SERIES 2in	200.00	1600.00	3.00	600.00	9.00	1800.00
538	LF	18100.00	ELECTRICAL VALVE WIRING 14 GA	0.10	1810.00	19080.00	1908.00	29100.00	2910.00
539	LF	350.00	2.5in SCH 40 PVC MAIN LINE	3.30	1155.00	770.00	2541.00	1070.00	3531.00
540	EA	18.00	SPEARS 2in BALL VALVES	50.00	900.00	0.00	0.00	18.00	900.00
541	EA	4.00	BUCKNER 30A QCV W/VALVE BOX	200.00	800.00	6.00	1200.00	10.00	2000.00
542	LF	60.00	2.5in CLASS 200 PVC PIPE	3.50	280.00	40.00	140.00	60.00	280.00
543	LF	1120.00	2in CLASS 200 PVC PIPE	2.20	2464.00	660.00	1452.00	1160.00	2552.00
544	LF	1360.00	1 1/2in PVC PIPE	2.00	2720.00	740.00	1480.00	1440.00	2890.00
545	LF	3220.00	1 1/4in PVC PIPE	1.90	5796.00	1340.00	2412.00	3340.00	6012.00
546	LF	4000.00	1in PVC PIPE	1.70	6800.00	2044.00	3474.80	4440.00	7548.00
547	LF	3400.00	3/4in PVC PIPE	1.60	5440.00	2720.00	4352.00	4680.00	7488.00
548	EA	109.00	60" TREE GRATE, R-8338-A (DEDUCT	(300.00)	(32,700.00)	8.00	(2,400.00)	109.00	(32,700.00)
550	LF	1750.00	3/4" PVC CONDUIT TO TREE WELLS	2.95	5162.50	250.00	737.50	1625.00	4793.75

Change Order #1

CY	560.00	REM/REPL PEA GRAVEL	9.56	5384.80	0.00	0.00	560.00	5364.80
----	--------	---------------------	------	---------	------	------	--------	---------

Change Order #2

LS	1.00	ABANDON EXISTING WATER SERVIC	490.00	490.00	0.00	0.00	1.00	490.00
LS	1.00	EXPLORATION AT ADDISON/ARAPAH	1255.00	1255.00	0.00	0.00	1.00	1255.00
LS	1.00	CONNECT SWB ROOF DRAINS	700.00	700.00	0.00	0.00	1.00	700.00

Change Order #3

LS	1.00	ORANGE CONSTRUCTION FENCE	952.84	952.84	0.00	0.00	1.00	952.84
LS	1.00	LOWER IRRIGATION CONDUIT	6061.72	6061.72	0.00	0.00	1.00	6061.72

Change Order #4

551	LF	6000.00	INSTALL/REM TEMP BUTTONS	1.55	9300.00	0.00	0.00	3106.00	4814.30
-----	----	---------	--------------------------	------	---------	------	------	---------	---------

Change Order #5

552	LS	1.00	CONVERT EXISTING INLET TO MANH	3700.00	3700.00	0.00	0.00	1.00	3700.00
553	CY	31.00	ADDITIONAL COST FOR CL K CONC	120.00	3720.00	0.00	0.00	30.00	3600.00
LS	1.00	RELOCATE HYDRANT ON QUORUM	2000.00	2000.00	0.00	0.00	1.00	2000.00	

Change Order #6

554	EA	1.00	BASE POLE W/48" MAST ARM	7800.00	7800.00	0.00	0.00	0.00	0.00
-----	----	------	--------------------------	---------	---------	------	------	------	------

Change Order #7

EA	18.00	65 GAL SHUMARD RED OAK (3.5"-4")	780.00	14040.00	0.00	0.00	0.00	0.00	0.00
LS	0.00	MATERIAL ON HAND, UTILITIES	1.00	0.00	0.00	0.00	0.00	0.00	0.00
LS	0.00	MATERIAL ON HAND, LANDSCAPE	78.95	0.00	(12.00)	(947.37)	0.00	0.00	0.00

LS	0.00	MATERIAL ON HAND, TREE GRATES	480.35	0.00	(8.00)	(3,842.79)	0.00	0.00
LS	0.00	MATERIAL ON HAND, SIGNAL ITEMS	1.00	0.00	0.00	0.00	0.00	0.00
LS	0.00	MATERIAL ON HAND, SIGNAL POLES	3292.27	0.00	0.00	0.00	0.00	0.00
LS	0.00	MATERIAL ON HAND, BEGA POLES	1658.60	0.00	(64.00)	(106,150.66)	0.00	0.00
LS	0.00	MATERIAL ON HAND, SIGNAL HARD	1.00	0.00	0.00	0.00	0.00	0.00
LS	0.00	MATERIAL ON HAND, BRICK PAVERS	1.00	0.00	(3,098.04)	(3,098.04)	0.00	0.00
LS	0.00	MATERIAL ON HAND, VIDEO EQUIPM	1.00	0.00	0.00	0.00	0.00	0.00

I certify that this monthly estimate is a true representation of the work performed on this contract.


 Ed Bell Construction Company

7 Sep 99
 Date

Reviewed By:

Town of Addison Public Works Inspector

Date

Approved By:

Town of Addison Assistant City Engineer

Date

3,926,561.36	MONTH	141,586.07	TO DATE	3,835,123.22
	DEDUCTIONS	0.00	DEDUCTIONS	0.00
	SUB TOTAL	141,586.07	SUB TOTAL	3,835,123.22
	RETAINAGE		RETAINAGE	
	5%	7,079.30	5%	191,756.16
	SUB TOTAL	134,506.77	PREV PAY	3,507,435.29
			AMT DUE	135,931.77

**TOWN OF ADDISON
PAYMENT AUTHORIZATION MEMO**

DATE: 8/16/99

Claim # _____

Check \$ 242,115.78

Vendor No. 4129
 Vendor Name Ed Bell Construction Co.
 Address P.O. Box 540787
 Address Dallas
 Address TX
 Zip Code 75354-0787

INVOICE # OR DESCRIPTION	FUND	DEPT	OBJ	PROJ	SAC	AMOUNT
	(00)	(000)	(00000)	(00000)	(000)	(\$000,000.00)
<u>Estimate 16</u>	<u>41</u>	<u>000</u>	<u>58210</u>	<u>42302</u>		<u>242,115.78</u>

TOTAL 242,115.78

EXPLANATION Arapaho Road reconstruction Addison
Road to Dallas North Tollway



 Authorized Signature

 Finance

ED BELL CONSTRUCTION COMPANY ***** MONTHLY ESTIMATE

JOB NO. 931
 PROJECT_ ARAPAHO ROAD RECONSTRUCTION
 LOCATION ADDISON ROAD TO DALLAS NORTH TOLLWAY
 BID DATE_ JANUARY 15, 1998
 ENGINEER JAMES C. PIERCE, JR., P.E.
 OWNER_ CITY OF ADDISON

ESTIMATE N 16
 FROM JULY 1, 1999
 TO JULY 31, 1999

ITEM	UNIT	BID QUANTITY	DESCRIPTION	BID PRICE	TOTAL COST	QUANTITY THIS MONTH	AMOUNT	QUANTITY TO DATE	AMOUNT
101	MO	14.00	BARRICADES SIGNS & TRAFF CTRL	5000.00	70000.00	1.00	5000.00	18.00	80000.00
102	STA	37.00	PREP ROW	750.00	27750.00	0.00	0.00	37.00	27750.00
103	SY	12764.00	REM & DISP OF EX CONC PAVE	7.50	95730.00	0.00	0.00	12827.00	96202.50
104	SF	9683.00	REM & DISP OF EX CONC SW	1.00	9683.00	0.00	0.00	9710.00	9710.00
105	CY*	13127.00	UNCLASS EXCAVATION (SCRAPER)	5.00	65635.00	0.00	0.00	13127.00	65635.00
106	SY*	29432.00	10in REINF CONC PAVE 650#FLEX	28.65	872858.80	1337.00	39842.05	30738.00	911381.70
107	SY*	1709.00	6in REINF CONC PAVE 650# FLEX	24.00	41016.00	0.00	0.00	1805.00	43320.00
108	SY	32509.00	6in LIME STAB INCL PROOFROLLIN	1.50	48763.50	0.00	0.00	32797.00	49195.50
109	TN	486.00	HYDRATED LIME (30 #/SY)	100.00	48600.00	0.00	0.00	500.91	50091.00
110	LF	13296.00	6in INTEGRAL CONC CURB 650# FLE	1.50	19944.00	45.00	67.50	13335.00	20002.50
111	EA	15.00	MONO MEDIAN NOSE 850# FLEX	600.00	9000.00	0.00	0.00	15.00	9000.00
112	SY	85.00	REINF CONC ISLAND 650# FLEX	35.00	2975.00	16.00	560.00	101.00	3635.00
113	SF	2812.00	4in REINF CONC SW 3000#	2.45	6889.40	2470.00	6051.50	5282.00	12940.90
114	SY	1700.00	8in HMAC TY A DETOURS	15.00	25500.00	0.00	0.00	1322.00	19830.00
115	LF	207.00	REINF CONC ST HEADER 650# FLEX	8.00	1656.00	0.00	0.00	207.00	1656.00
116	EA	960.00	4in DIA REFLECT PAVE MARKER TY	5.00	4900.00	0.00	0.00	0.00	0.00
117	EA	32.00	4in DIA REFLECT PAVE MARKER TY	6.00	192.00	0.00	0.00	0.00	0.00
118	EA	311.00	6in X 6in REFLECT JIGGLE BARS WH	13.00	4043.00	0.00	0.00	0.00	0.00
119	EA	246.00	8in 2 WAY DUAL REFLECT PAVE MA	30.00	7380.00	0.00	0.00	0.00	0.00
120	EA	17.00	4in SQ REFLECT FIRE HYDRANT MA	10.00	170.00	0.00	0.00	0.00	0.00
121	LF	575.00	24in WIDE WHITE THERMOPLASTIC	7.00	4025.00	0.00	0.00	0.00	0.00
122	EA	25.00	THERMOPLASTIC ADVISORY MARK	250.00	6500.00	0.00	0.00	0.00	0.00
123	LF	400.00	4in WIDE TEMP LANE STRIPE	0.75	300.00	0.00	0.00	0.00	0.00
124	LF	3700.00	2in DIA PVC SCH 40 ST LIGHT COND	3.50	12950.00	0.00	0.00	3793.00	13275.50
125	EA	20.00	ST LIGHT FOUNDATION	420.00	8400.00	1.00	420.00	18.00	7560.00
126	EA	18.00	ST LIGHT PULL BOX	250.00	4500.00	5.00	1250.00	18.00	4500.00
127	CY	6200.00	EXCAVA, REM & DISP OF MISC FILL	5.00	31000.00	0.00	0.00	6200.00	31000.00
128	LF	65.00	6in X 12in 3000# REINF CONC BAND	15.00	975.00	0.00	0.00	65.00	975.00
129	CY	8.00	3600# REINF CONC COMBO RET WA	850.00	6800.00	8.00	6800.00	8.00	6800.00
130	SF	3300.00	3600# REINF CONC RET WALL	37.50	123750.00	500.00	18750.00	3300.00	123750.00

STORM SEWER SCHEDULE

201	LF	46.00	15in DIA PVC SDR 35 PIPE	120.00	5520.00	0.00	0.00	46.00	5520.00
202	LF	34.00	CL III RCP 15in	41.00	1394.00	0.00	0.00	34.00	1394.00
203	LF	727.00	CL III RCP 18in	46.00	34096.00	0.00	0.00	733.00	35184.00
204	LF	156.00	CL III RCP 21in	51.00	7956.00	0.00	0.00	147.00	7497.00
205	LF	775.00	CL III RCP 24in	56.00	43400.00	0.00	0.00	775.00	43400.00
206	LF*	529.00	CL III RCP 36in	91.00	48139.00	0.00	0.00	530.00	48230.00
207	LF*	465.00	CL III RCP 39in	105.00	48825.00	0.00	0.00	465.00	48825.00
208	LF	162.00	CL III RCP 42in	110.00	17820.00	0.00	0.00	162.00	17820.00
209	EA	0.00	TY A MANHOLE	4000.00	0.00	0.00	0.00	0.00	0.00
210	EA	3.00	TY B MANHOLE	4500.00	13500.00	0.00	0.00	3.00	13500.00
211	EA	1.00	DBL TY B HEADWALL 42in	2500.00	2500.00	0.00	0.00	1.00	2500.00
212	SY	290.00	2in STONE RIP RAP TY A DRY	20.00	5800.00	0.00	0.00	0.00	0.00
213	SY	156.00	SOLID SOD BERMUDA GRASS, WTR	6.00	936.00	0.00	0.00	0.00	0.00
214	SY	1435.00	HYDROMULCH BERMUDA GRASS,	3.50	5022.50	0.00	0.00	0.00	0.00
215	EA	1.00	6' STD CURB INLET	1800.00	1800.00	0.00	0.00	1.00	1800.00
216	EA	1.00	14' STD CURB INLET	3000.00	3000.00	0.00	0.00	1.00	3000.00
217	EA	2.00	6' RECESS INLET	2000.00	4000.00	0.00	0.00	3.00	6000.00
218	EA	1.00	8' RECESS INLET	2100.00	2100.00	0.00	0.00	1.00	2100.00
219	EA	17.00	10' RECESS INLET	2400.00	40800.00	0.00	0.00	17.00	40800.00
220	EA	2.00	12' RECESS INLET	2700.00	5400.00	0.00	0.00	2.00	5400.00
221	EA	4.00	14' RECESS INLET	3300.00	13200.00	0.00	0.00	4.00	13200.00
222	EA	1.00	4' X 4' TY Y INLET	1600.00	1600.00	0.00	0.00	1.00	1600.00
223	LF	632.00	REM & DISP OF EX REINF CONC PIP	9.00	5688.00	0.00	0.00	632.00	5688.00
224	EA	11.00	REM & DISP OF EX INLET	500.00	5500.00	0.00	0.00	11.00	5500.00
225	CY	1545.00	UNCLASS CHANNEL EXCAVA	7.00	10815.00	0.00	0.00	1545.00	10815.00
226	LS	1.00	TRENCH SAFETY DESIGN (ALL UTIL)	1000.00	1000.00	0.00	0.00	1.00	1000.00
227	LF	2894.00	TRENCH SAFETY PROTECTION (DR	1.10	3183.40	0.00	0.00	2894.00	3183.40
228	EA	29.00	INLET PROTECT	50.00	1450.00	0.00	0.00	29.00	1450.00
229	LF	125.00	STRAW BALE DIKE	3.00	375.00	0.00	0.00	0.00	0.00
230	LF	20.00	ROCK BERM	25.00	500.00	0.00	0.00	0.00	0.00
231	LF	1050.00	SILT FENCE	1.50	1575.00	0.00	0.00	1050.00	1575.00
232	EA	4.00	STAB CONST ENTR	1000.00	4000.00	0.00	0.00	2.00	2000.00

UTILITY SCHEDULE

301	LF	20.00	4in PVC DR18 CL 150 WTR PIPE	20.00	400.00	0.00	0.00	20.00	400.00
302	LF	218.00	6in PVC DR18 CL 150 WTR PIPE	25.00	5450.00	0.00	0.00	175.00	4375.00
303	LF	1220.00	8in PVC DR18 CL 150 WTR PIPE	35.00	42700.00	0.00	0.00	1296.00	45360.00
304	EA	1.00	GATE VALVE 4in	400.00	400.00	0.00	0.00	1.00	400.00

305	EA	7.00	GATE VALVE 6in	500.00	3500.00	0.00	0.00	7.00	3500.00
306	EA	8.00	GATE VALVE 8in	700.00	5600.00	0.00	0.00	8.00	5600.00
307	EA	14.00	FIRE HYDRANT	2000.00	28000.00	-1.00	-2000.00	13.00	26000.00
308	LF	40.00	CONC ENCASE	25.00	1000.00	0.00	0.00	40.00	1000.00
309	EA	1.00	TAPP SLEEVE & VALVE 8in X 6in	2000.00	2000.00	0.00	0.00	1.00	2000.00
310	EA	2.00	TAPP SLEEVE & VALVE 24in X 8in	4000.00	8000.00	0.00	0.00	2.00	8000.00
311	EA	1.00	TAPP SLEEVE & VALVE 12in X 6in	3000.00	3000.00	0.00	0.00	1.00	3000.00
312	EA	1.00	6in WTR METER/Vault & BACKFLO	20000.00	20000.00	0.00	0.00	1.00	20000.00
313	EA	2.00	1in OR 1 1/2in WTR METER BOX & B	2000.00	4000.00	0.00	0.00	2.00	4000.00
314	EA	5.00	ADJ EX WTR VALVE COVER & STAC	125.00	625.00	0.00	0.00	5.00	625.00
315	EA	2.00	ADJ EX WTR METER BOX	125.00	250.00	0.00	0.00	2.00	250.00
316	EA	3.00	RECONNECT EX SERV	1000.00	3000.00	0.00	0.00	3.00	3000.00
317	EA	5.00	CONNECT TO EX WTR SERV	1200.00	6000.00	0.00	0.00	5.00	6000.00
318	LF	1458.00	TRENCH SAFETY (WATER)	1.20	1749.60	0.00	0.00	1491.00	1789.20
319	LS	1.00	PERFORM WTR TEST	1500.00	1500.00	0.00	0.00	1.00	1500.00
320	LF	497.00	SDR35 WWTR PIPE PVC 8in	50.00	24850.00	0.00	0.00	497.00	24850.00
321	EA	1.00	4' DIA MH	2000.00	2000.00	0.00	0.00	1.00	2000.00
322	EA	2.00	CONNECT TO EX MH	1200.00	2400.00	0.00	0.00	2.00	2400.00
323	EA	4.00	ADJ MH TOP	500.00	2000.00	0.00	0.00	5.00	2500.00
324	LF	20.00	CONC ENCASE	35.00	700.00	0.00	0.00	20.00	700.00
325	LF	497.00	TRENCH SAFETY (SANITARY SEWE)	1.20	596.40	0.00	0.00	497.00	596.40
326	LF	497.00	TV INSPECT OF WWTR MAIN	1.20	596.40	0.00	0.00	0.00	0.00
327	LS	1.00	PERFORM WWTR LINE & MH TEST	500.00	500.00	0.00	0.00	0.00	0.00
328	EA	2.00	2in IRRIGATION TAP, VALVE, VALVE	2500.00	5000.00	0.00	0.00	3.00	7500.00

ELECTRICAL SCHEDULE

401	LF	3141.00	SCH 40 PVC ELECT CONDUIT 2in	3.10	9737.10	0.00	0.00	2922.00	9058.20
402	LF	739.00	SCH 40 PVC ELECT CONDUIT 3in	5.00	3695.00	0.00	0.00	680.00	3400.00
403	LF	163.00	SCH 40 PVC ELECT CONDUIT 4in	5.20	847.60	0.00	0.00	532.00	2766.40
404	LF	70.00	SCH 40 PVC ELECT CONDUIT 4in BO	15.00	1120.00	0.00	0.00	295.00	4720.00
405	LF	1070.00	2 CONDUCT #6 XHHW ELECT WIRE	1.10	1177.00	0.00	0.00	1070.00	1177.00
406	LF	1891.00	#6 BARE ELECT WIRE	0.80	1134.60	0.00	0.00	1891.00	1134.60
407	EA	28.00	TY A PULL BOX	350.00	9800.00	5.00	1750.00	25.00	8750.00
408	EA	3.00	TY C PULL BOX	400.00	1200.00	0.00	0.00	3.00	1200.00
409	LS	3.00	ELECT SERV CONNECT	850.00	2550.00	0.00	0.00	3.00	2550.00
410	EA	10.00	TRAFF SIGN R10-12 MAST ARM MO	85.00	850.00	0.00	0.00	10.00	850.00
411	EA	2.00	TRAFF SIGN R3-8 MAST ARM MOUN	110.00	220.00	0.00	0.00	2.00	220.00
412	EA	7.00	TRAFF SIGN R3-4	110.00	770.00	0.00	0.00	7.00	770.00
413	EA	8.00	SIG POLE CONC FOUNDATION TY 3	1000.00	8000.00	0.00	0.00	8.00	8000.00
414	EA	4.00	SIG POLE CONC FOUNDATION TY 3	1200.00	4800.00	0.00	0.00	4.00	4800.00
415	EA	3.00	CONTROLLER CABINET FOUNDATI	800.00	2400.00	0.00	0.00	3.00	2400.00
416	EA	4.00	30in T BASE POLE W/32' MAST ARM	3800.00	15200.00	0.00	0.00	4.00	15200.00
417	EA	4.00	30in T BASE POLE W/38' MAST ARM	4400.00	17600.00	0.00	0.00	4.00	17600.00
418	EA	2.00	30in T BASE POLE W/40' MAST ARM	5000.00	10000.00	0.00	0.00	2.00	10000.00
419	EA	1.00	30in T BASE POLE W/44' MAST ARM	5200.00	5200.00	0.00	0.00	1.00	5200.00
420	EA	18.00	12in 3 SEC SIG HEAD TY V3	300.00	5400.00	0.00	0.00	18.00	5400.00
421	EA	12.00	12in 4 SEC SIG HEAD TY VLT	800.00	9600.00	0.00	0.00	12.00	9600.00
422	EA	10.00	12in 4 SEC SIGN HEAD TY V4RT	800.00	8000.00	0.00	0.00	10.00	8000.00
423	EA	18.00	VACUUM FORM BACKPLATE 3 SEC	50.00	900.00	0.00	0.00	18.00	900.00
424	EA	22.00	VACUUM FORM BACKPLATE 4 SEC	55.00	1210.00	0.00	0.00	22.00	1210.00
425	EA	18.00	3 SEC ASTRO BRAC W/29in BANDS	85.00	1530.00	0.00	0.00	18.00	1530.00
426	EA	22.00	4 SEC ASTON BRAC W/29in BANDS	90.00	1980.00	0.00	0.00	22.00	1980.00
427	EA	22.00	PED SIG HEAD W/MOUNTING HDWR	300.00	6600.00	0.00	0.00	22.00	6600.00
428	LF	1672.00	BELDEN 8281 COAX CABLE	2.20	3678.40	-842.00	-1852.40	1672.00	3678.40
429	LF	1843.00	4 CNDR OPTICOM CABLE	1.10	2027.30	0.00	0.00	1843.00	2027.30
430	LF	1038.00	5 CONDUCT SIG CABLE #12 AWG	1.10	1141.80	0.00	0.00	1038.00	1141.80
431	LF	882.00	7 CONDUCT SIG CABLE #12 AWG	1.25	1077.50	0.00	0.00	662.00	827.50
432	LF	1792.00	3 CONDUCT SIG CABLE #14 AWG	0.70	1254.40	-722.00	-505.40	1792.00	1254.40
433	LF	699.00	5 CONDUCT SIG CABLE #12 AWG	1.10	768.90	0.00	0.00	699.00	768.90
434	LF	1462.00	16 CONDUCT SIG CABLE #12 AWG	2.20	3216.40	-497.00	-1093.40	1462.00	3216.40
435	EA	22.00	PED PUSH BUTTON & T10 4B SIGN	110.00	2420.00	0.00	0.00	22.00	2420.00
436	EA	11.00	OPTICOM DIRECT SENSORS	600.00	6600.00	0.00	0.00	11.00	6600.00
437	EA	6.00	OPTICOM DISCRIMINATOR MODULE	2000.00	12000.00	0.00	0.00	8.00	16000.00
438	EA	0.00	INSTALL PORT PER INTERFACE UPL	3500.00	0.00	0.00	0.00	0.00	0.00
439	EA	0.00	FURNISH PORT PER INTERFACE UP	15000.00	0.00	0.00	0.00	0.00	0.00
440	EA	3.00	8 PH NEMA TS-2 TY 1 CTRL ASSY	35000.00	105000.00	0.00	0.00	3.00	105000.00
441	EA	11.00	VIDEO CAMERA W/MOUNT HDWR	2800.00	30800.00	0.00	0.00	11.00	30800.00
442	EA	0.00	TV MONITOR FURN	1000.00	0.00	0.00	0.00	0.00	0.00
443	EA	0.00	TV MONITOR INSTL	500.00	0.00	0.00	0.00	0.00	0.00
444	EA	2.00	CONNECT TO EX RR CTRL	1000.00	2000.00	0.00	0.00	2.00	2000.00
445	LS	1.00	ADJ OF CITY TRAFF SIGS AT INTER	15000.00	15000.00	0.00	0.00	0.00	0.00
446	EA	1.00	CONTROLLER CABINET ASSY (BRO	17000.00	17000.00	0.00	0.00	1.00	17000.00
447	EA	1.00	VIDEO TRACKING UNIT	20000.00	20000.00	0.00	0.00	1.00	20000.00
448	EA	1.00	82 PIN I/O CABLE	300.00	300.00	0.00	0.00	1.00	300.00
449	EA	1.00	CAMERA INTERFACE PANEL (6 CAM	600.00	600.00	0.00	0.00	1.00	600.00
450	EA	1.00	BNC CONNECTOR	5.00	5.00	0.00	0.00	1.00	5.00
451	EA	1.00	POWER CONDITIONER FOR VTU	300.00	300.00	0.00	0.00	1.00	300.00
452	EA	2.00	UNDERGROUND SVC, PEDESTAL, A	1200.00	2400.00	0.00	0.00	2.00	2400.00

LANDSCAPE SCHEDULE

501	SF*	3950.00	BRICK PAVERS ON ASPH BASE ON	10.50	41475.00	0.00	0.00	3950.00	41475.00
502	SF	9800.00	CONC PAVING (SANDBLAST)ARAP	7.00	68600.00	0.00	0.00	9800.00	68600.00

503	SF	3490.00	CONC CROSSWALKS W/SANDBLAS	6.25	21812.50	0.00	0.00	3490.00	21812.50
504	SF*	4000.00	QUORUM DR/BRICK ON 4in CONC S	8.50	34000.00	0.00	0.00	0.00	0.00
505	SF*	8763.00	DBL ROW BRICK BAND ON CONCRE	9.00	78867.00	5000.00	45000.00	6812.52	61312.68
506	SF	44288.00	SPECIAL SW CONC DIAG PATTERN/	4.75	210368.00	4547.00	21598.25	42283.00	200844.25
507	LF*	9780.00	1/4in FIBROUS EXPAND JOINT W/BA	3.10	30318.00	1272.00	3943.20	9590.00	29729.00
508	LF	385.00	1 FT WIDE CONCRETE MEDIAN/PAV	10.00	3850.00	0.00	0.00	458.00	4580.00
509	EA	77.00	BEGA LIGHT FIXTURES & POLES IN	3000.00	231000.00	13.00	39000.00	29.00	87000.00
510	LF	3500.00	3/4in SCH 40 PVC ELECTR CONDT	2.80	9800.00	0.00	0.00	2277.00	6375.60
511	LF	4000.00	1in SCH 40 PVC ELECT CONDT	2.95	11800.00	251.00	740.45	3557.00	10493.15
512	LF	1200.00	2in SCH 40 PVC CONDT SLEEVES	3.00	3600.00	36.00	108.00	1646.00	4938.00
513	LF	4000.00	#8 AWG ELECT SERVICE	1.00	4000.00	3552.00	3552.00	3552.00	3552.00
514	LF	10000.00	#8 AWG ELECTR WIRE	0.50	5000.00	4480.00	2240.00	8983.00	4491.50
515	LF	2800.00	#10 AWG ELECTR WIRE	0.45	1260.00	0.00	0.00	0.00	0.00
516	EA	12.00	CAST IRON ELECT JCT BOX	600.00	7200.00	0.00	0.00	0.00	0.00
517	EA	113.00	60" TREE GRATE W/CONC EDGE & B	1900.00	214700.00	6.00	11400.00	101.00	191900.00
518	EA	18.00	BOLLARD W/LIGHT FIXTURE	2900.00	46400.00	15.00	43500.00	15.00	43500.00
519	LF	700.00	4in PERF SCH 40 PVC FRENCH DRAI	17.00	11900.00	0.00	0.00	855.00	14535.00
520	LF	4500.00	NON-PERF PVC PIPE CONNECTED T	15.00	67500.00	0.00	0.00	3210.00	48150.00
521	EA	125.00	100 GAL 4in RED OAK	1000.00	125000.00	47.00	47000.00	113.00	113000.00
522	EA	132.00	12 FT FOSTER HOLLY	1000.00	132000.00	0.00	0.00	100.00	100000.00
523	SF	504.00	ASIAN JASMINE 4in POTS, QUORUM	2.00	1008.00	0.00	0.00	504.00	1008.00
524	SF	21862.00	BERMUDA SOD (TEX TURF 10)	0.50	10931.00	0.00	0.00	4452.00	2226.00
525	SF	2275.00	ASIAN JASMINE 4in POTS, MEDIANS	2.00	4550.00	0.00	0.00	2275.00	4550.00
526	EA	2.00	2in HERSEY WATER METERS W/TAP	2000.00	4000.00	0.00	0.00	2.00	4000.00
527	EA	2.00	2in FEBCO 805-Y DBL CHECK VALVE	1000.00	2000.00	0.00	0.00	2.00	2000.00
528	EA	1.00	RAINMASTER DX-2 STAINLESS STE	15000.00	15000.00	0.00	0.00	1.00	15000.00
529	LS	1.00	ELECTRICAL SERVICE CONNECTIO	1500.00	1500.00	0.00	0.00	0.00	0.00
530	EA	214.00	RAIN-BIRD 1402 PRESS COMP BUBB	5.00	1070.00	0.00	0.00	0.00	0.00
531	EA	318.00	TORO 57DZ-40 TURF HEADS IN MED	6.00	1908.00	0.00	0.00	146.00	876.00
532	EA	227.00	TORO 570 MPR NOZZLES W/HARDIE	13.00	2951.00	0.00	0.00	146.00	1898.00
533	LF	1160.00	4in SCH 40 PVC SLEEVES	5.10	5916.00	0.00	0.00	1160.00	5916.00
534	LF	5260.00	2 1/2in SCH 40 PVC SLEEVES (TREE	3.10	16306.00	0.00	0.00	5260.00	16306.00
535	EA	3.00	WEATHERMATIC 11000 SERIES 1 R	100.00	300.00	0.00	0.00	2.00	200.00
536	EA	7.00	WEATHERMATIC 11000 SERIES 1 1/	150.00	1050.00	0.00	0.00	6.00	900.00
537	EA	8.00	WEATHERMATIC 11000 SERIES 2in	200.00	1600.00	0.00	0.00	6.00	1200.00
538	LF	18100.00	ELECTRICAL VALVE WIRING 14 GA	0.10	1810.00	0.00	0.00	10020.00	1002.00
539	LF	350.00	2.5in SCH 40 PVC MAIN LINE	3.30	1155.00	0.00	0.00	300.00	990.00
540	EA	18.00	SPEARS 2in BALL VALVES	50.00	900.00	0.00	0.00	18.00	900.00
541	EA	4.00	BUCKNER 30A QCV W/VALVE BOX	200.00	800.00	0.00	0.00	4.00	800.00
542	LF	80.00	2.5in CLASS 200 PVC PIPE	3.50	280.00	0.00	0.00	40.00	140.00
543	LF	1120.00	2in CLASS 200 PVC PIPE	2.20	2464.00	0.00	0.00	500.00	1100.00
544	LF	1360.00	1 1/2in PVC PIPE	2.00	2720.00	0.00	0.00	700.00	1400.00
545	LF	3220.00	1 1/4in PVC PIPE	1.80	5796.00	0.00	0.00	2000.00	3800.00
546	LF	4000.00	1in PVC PIPE	1.70	6800.00	0.00	0.00	2396.00	4073.20
547	LF	3400.00	3/4in PVC PIPE	1.60	5440.00	0.00	0.00	1960.00	3136.00
548	EA	109.00	60" TREE GRATE, R-8838-A (DEDUCT	(300.00)	(32,700.00)	6.00	(1,800.00)	101.00	(30,300.00)
550	LF	1750.00	3/4" PVC CONDUIT TO TREE WELLS	2.95	5162.50	20.00	59.00	1375.00	4056.25

Change Order #1

CY	560.00	REM/REPL PEA GRAVEL	9.58	5364.80	0.00	0.00	560.00	5364.80
----	--------	---------------------	------	---------	------	------	--------	---------

Change Order #2

LS	1.00	ABANDON EXISTING WATER SERVIC	490.00	490.00	0.00	0.00	1.00	490.00
LS	1.00	EXPLORATION AT ADDISON/ARAPAH	1255.00	1255.00	0.00	0.00	1.00	1255.00
LS	1.00	CONNECT SWB ROOF DRAINS	700.00	700.00	0.00	0.00	1.00	700.00

Change Order #3

LS	1.00	ORANGE CONSTRUCTION FENCE	952.84	952.84	0.00	0.00	1.00	952.84
LS	1.00	LOWER IRRIGATION CONDUIT	6061.72	6061.72	0.00	0.00	1.00	6061.72

Change Order #4

551	LF	6000.00	INSTALL/REM TEMP BUTTONS	1.65	9300.00	0.00	0.00	3106.00	4814.30
-----	----	---------	--------------------------	------	---------	------	------	---------	---------


Change Order #5

552	LS	1.00	CONVERT EXISTING INLET TO MANH	3700.00	3700.00	0.00	0.00	1.00	3700.00
553	CY	31.00	ADDITIONAL COST FOR CL K CONC	120.00	3720.00	0.00	0.00	30.00	3600.00
LS	1.00	RELOCATE HYDRANT ON QUORUM	2000.00	2000.00	0.00	0.00	1.00	2000.00	

LS	0.00	MATERIAL ON HAND, UTILITIES	1.00	0.00	0.00	0.00	0.00	0.00	0.00
LS	0.00	MATERIAL ON HAND, LANDSCAPE	78.95	0.00	(47.00)	(3,710.53)	12.00	947.37	
LS	0.00	MATERIAL ON HAND, TREE GRATES	480.35	0.00	(6.00)	(2,882.09)	8.00	3,842.79	

LS	0.00	MATERIAL ON HAND, SIGNAL ITEMS	1.00	0.00	0.00	0.00	0.00	0.00
LS	0.00	MATERIAL ON HAND, SIGNAL POLES	3292.27	0.00	0.00	0.00	0.00	0.00
LS	0.00	MATERIAL ON HAND, BEGA POLES	1658.60	0.00	(13.00)	(21,561.85)	64.00	106,150.66
LS	0.00	MATERIAL ON HAND, SIGNAL HARD	1.00	0.00	0.00	0.00	0.00	0.00
LS	0.00	MATERIAL ON HAND, BRICK PAVERS	1.00	0.00	(8,167.56)	(8,167.58)	3,098.04	3,098.04
LS	0.00	MATERIAL ON HAND, VIDEO EQUIPM	1.00	0.00	0.00	0.00	0.00	0.00

I certify that this monthly estimate is a true representation of the work performed on this contract.


 Ed Bell Construction Company


10 Aug 99
 Date

Reviewed By:


 Town of Addison Public Works Inspector

13 Aug '99
 Date

Approved By:


 Town of Addison Assistant City Engineer

8-13-99
 Date

3,903,221.36	MONTH	254,858.72	TO DATE	3,692,037.15
	DEDUCTIONS	0.00	DEDUCTIONS	0.00
	SUB TOTAL	254,858.72	SUB TOTAL	3,692,037.15
	RETAINAGE		RETAINAGE	
	5%	12,742.94	5%	184,801.86
	SUB TOTAL	242,115.78	PREV PAY	3,265,319.51
			AMT DUE	242,115.78

TOWN OF
ADDISON

PUBLIC WORKS

To: Robert Weber

From: James C. Pierce, Jr., P.E., DEE
Assistant City Engineer
Phone: 972/450-2879
FAX: 972/450-2834

Company: Ed Bell Const.

FAX #: 214-352-3201

Date: 7-16-99


16801 Westgrove
P.O. Box 9010
Addison, TX 75001-9010

of pages (including cover): 1

Re: Arapaho Rd, Estimate # 15

- Original in mail Per your request FYI Call me

Comments: We are approving the estimate but
require clarification on the quantities
installed under Items 403, 404, 428
432 and 434, before the next estimate
is submitted. Also, the quantity to
date for item 307 should be 13.
Lets resolve these issues next week.



cc Pat Rivera
Dave Wilde

ED BELL CONSTRUCTION COMPANY

POST OFFICE BOX 540787
DALLAS, TEXAS 75354-0787

10805 HARRY HINES
DALLAS, TEXAS 75220

July 9, 1999

Mr. James C. Pierce, Jr., P.E.
Assistant City Engineer
Town of Addison
P.O. Box 144
Addison, Texas 75001


Re: Arapaho Road Reconstruction
Addison Road to Dallas North Tollway
Town of Addison

Dear Mr. Pierce:

Enclosed for your review is our billing on the referenced project through June 30, 1999.

If you have any questions regarding this billing, please contact our office.

Sincerely,
Ed Bell Construction Company


Robert D. Weber
Project Engineer

ED BELL CONSTRUCTION COMPANY ***** MONTHLY ESTIMATE
 JOB NO. 031 ESTIMATE N 15
 PROJECT ARAPAHO ROAD RECONSTRUCTION
 LOCATION ADDISON ROAD TO DALLAS NORTH TOLLWAY FROM JUNE 1, 1999
 RID DATE JANUARY 15, 1999 TO JUNE 30, 1999
 ENGINEER JAMES C. PIERCE, JR., P.E.
 OWNER CITY OF ADDISON

ITEM	UNIT	BID QUANTITY	DESCRIPTION	BID PRICE	TOTAL COST	QUANTITY THIS MONTH	AMOUNT	QUANTITY TO DATE	AMOUNT
101	MO	14.00	BARRICADES SIGNS & TRAFF CTRL	5000.00	70000.00	1.00	5000.00	15.00	75000.00
102	STA	37.00	PREP ROW	750.00	27750.00	0.00	0.00	37.00	27750.00
103	SY	12764.00	REM & DISP OF EX CONC PAVE	7.50	96730.00	500.00	3750.00	12827.00	96202.50
104	SF	9683.00	REM & DISP OF EX CONC SW	1.00	9683.00	0.00	0.00	9710.00	9710.00
105	CY*	13127.00	UNCLASS EXCAVATION (SCRAPER)	3.00	65635.00	0.00	0.00	13127.00	65635.00
108	SY*	29432.00	10in REINF CONC PAVE 650#FLEX	29.65	672658.80	3338.00	96971.70	29401.00	871739.65
107	SY*	1709.00	6in REINF CONC PAVE 650# FLEX	24.00	41016.00	0.00	0.00	1605.00	43320.00
108	SY	32509.00	6in LIME STAB INCL PROOFROLLIN	1.50	48763.50	3645.17	5767.78	32767.00	48185.50
109	TN	488.00	HYDRATED LIME (30 #/SY)	100.00	48800.00	57.68	5768.00	500.91	50091.00
110	LF	13206.00	8in INTEGRAL CONC CURB 650# FLE	1.50	19944.00	2654.00	3981.00	13290.00	19935.00
111	EA	15.00	MONO MEDIAN NOSE 650# FLEX	600.00	9000.00	3.00	1800.00	15.00	9000.00
112	SY	85.00	REINF CONC ISLAND 650# FLEX	35.00	2975.00	6.00	210.00	85.00	2975.00
113	SF	2812.00	4in REINF CONC SW 3000#	2.45	6889.40	0.00	0.00	2812.00	6889.40
114	SY	1700.00	8in HMACTY A GETOURS	15.00	25500.00	75.00	1125.00	1322.00	19830.00
115	LF	207.00	REINF CONC ST HEADER 850# FLEX	8.00	1656.00	0.00	0.00	207.00	1656.00
116	EA	980.00	4in DIA REFLECT PAVE MARKER TY	5.00	4900.00	0.00	0.00	0.00	0.00
117	EA	32.00	4in DIA REFLECT PAVE MARKER TY	8.00	192.00	0.00	0.00	0.00	0.00
118	EA	311.00	6in X 6in REFLECT JIGGLE BARS WH	13.00	4043.00	0.00	0.00	0.00	0.00
118	EA	246.00	8in 2 WAY DUAL REFLECT PAVE MA	30.00	7380.00	0.00	0.00	0.00	0.00
120	CA	17.00	4in SQ RECT ECT FIRE HYDRANT MA	10.00	170.00	0.00	0.00	0.00	0.00
121	LF	575.00	24in WIDE WHITE THERMOPLASTIC	7.00	4025.00	0.00	0.00	0.00	0.00
122	EA	26.00	THERMOPLASTIC ADVISORY MARK	250.00	6500.00	0.00	0.00	0.00	0.00
123	LF	400.00	4in WIDE TEMP LANE STRIPE	0.75	300.00	0.00	0.00	0.00	0.00
124	LF	3700.00	2in DIA PVC SCH 40 ST LIGHT COND	3.50	12950.00	0.00	0.00	3793.00	13275.50
125	EA	20.00	ST LIGHT FOUNDATION	420.00	8400.00	2.00	840.00	17.00	7140.00
126	EA	18.00	ST LIGHT PULL BOX	250.00	4500.00	7.00	1750.00	13.00	3250.00
127	CY	6200.00	EXCAVA, REM & DISP OF MISC FILL	5.00	31000.00	0.00	0.00	6200.00	31000.00
128	LF	65.00	6in X 12in 3000# REINF CONC BAND	15.00	975.00	65.00	975.00	65.00	975.00
129	CY	6.00	3600# REINF CONC COMBO RET WA	650.00	6800.00	0.00	0.00	0.00	0.00
130	SF	3300.00	3600# REINF CONC RET WALL	17.50	123750.00	0.00	0.00	2800.00	105000.00

STORM SEWER SCHEDULE

201	LF	46.00	15in DIA PVC SDR 35 PIPE	120.00	5520.00	0.00	0.00	46.00	5520.00
202	LF	34.00	CL III RCP 15in	41.00	1394.00	0.00	0.00	34.00	1394.00
203	LF	727.00	CL III RCP 18in	48.00	34896.00	0.00	0.00	733.00	35184.00
204	LF	156.00	CL III RCP 21in	51.00	7958.00	0.00	0.00	147.00	7487.00
205	LF	775.00	CL III RCP 24in	56.00	43400.00	0.00	0.00	776.00	43400.00
206	LF*	529.00	CL III RCP 30in	91.00	48199.00	0.00	0.00	530.00	48230.00
207	LF*	465.00	CL III RCP 36in	105.00	48825.00	0.00	0.00	465.00	48825.00
208	LF	182.00	CL III RCP 42in	110.00	17820.00	0.00	0.00	182.00	17820.00
209	EA	0.00	TY A MANHOLE	4000.00	0.00	0.00	0.00	0.00	0.00
210	EA	3.00	TY B MANHOLE	4500.00	13500.00	0.00	0.00	3.00	13500.00
211	EA	1.00	DBL TY B HEADWALL 42in	2500.00	2500.00	0.00	0.00	1.00	2500.00
212	SY	290.00	2in STONE RIP RAP TY A DRY	20.00	5800.00	0.00	0.00	0.00	0.00
213	SY	156.00	SOLID SOD BERMUDA GRASS. WTR	6.00	936.00	0.00	0.00	0.00	0.00
214	SY	1435.00	HYDROMULCH BERMUDA GRASS.	3.50	5022.50	0.00	0.00	0.00	0.00
215	EA	1.00	8' STD CURB INLET	1800.00	1800.00	0.00	0.00	1.00	1800.00
216	EA	1.00	14' STD CURB INLET	3000.00	3000.00	0.00	0.00	1.00	3000.00
217	EA	2.00	6' RECESS INLET	2000.00	4000.00	0.50	1000.00	3.00	6000.00
218	EA	1.00	8' RECESS INLET	2100.00	2100.00	0.00	0.00	1.00	2100.00
219	EA	17.00	10' RECESS INLET	2400.00	40800.00	0.00	0.00	17.00	40800.00
220	EA	2.00	12' RECESS INLET	2700.00	5400.00	0.50	1350.00	2.00	5400.00
221	EA	4.00	14' RECESS INLET	3300.00	13200.00	0.00	0.00	4.00	13200.00
222	EA	1.00	4' X 4' IY Y INLET	1600.00	1600.00	0.00	0.00	1.00	1600.00
223	LF	632.00	REM & DISP OF EX REINF CONC PIP	9.00	5688.00	32.00	288.00	632.00	5688.00
224	EA	11.00	REM & DISP OF EX INLET	500.00	5500.00	0.00	0.00	11.00	5500.00
225	CY	1545.00	UNCLASS CHANNEL EXCAVA	7.00	10815.00	0.00	0.00	1545.00	10815.00
226	LS	1.00	TRENCH SAFETY DESIGN (ALL UTIL)	1000.00	1000.00	0.00	0.00	1.00	1000.00
227	LF	2894.00	TRENCH SAFETY PROTECTION (DR	1.10	3183.40	0.00	0.00	2894.00	3183.40
228	EA	29.00	INLET PROTECT	50.00	1450.00	0.00	0.00	29.00	1450.00
229	LF	125.00	STRAW BALE DIKE	3.00	375.00	0.00	0.00	0.00	0.00
230	LF	20.00	ROCK BERM	25.00	500.00	0.00	0.00	0.00	0.00
231	LF	1050.00	SILT FENCE	1.50	1575.00	0.00	0.00	1050.00	1575.00
232	EA	4.00	STAB CONST ENTR	1000.00	4000.00	0.00	0.00	2.00	2000.00

UTILITY SCHEDULE

301	LF	20.00	4in PVC DR18 CL 150 WTR PIPE	20.00	400.00	0.00	0.00	20.00	400.00
302	LF	216.00	6in PVC DR18 CL 150 WTR PIPE	25.00	5400.00	0.00	0.00	175.00	4375.00
303	LF	1220.00	8in PVC DR18 CL 150 WTR PIPE	35.00	42700.00	0.00	0.00	1296.00	45960.00
304	EA	1.00	GATE VALVE 4in	400.00	400.00	0.00	0.00	1.00	400.00

*Bid
Quantity*

*Bid
Price*

Total

*this
mor.*

*not
this
mor.*

*Quan
to date*

Amount

305	EA	7.00	GATE VALVE 6in	500.00	3600.00	0.00	0.00	7.00	3500.00
306	EA	6.00	GATE VALVE 8in	700.00	5800.00	0.00	700.00	8.00	5800.00
307	EA	14.00	FIRE HYDRANT	2000.00	28000.00	0.00	2000.00	14.00	28000.00
308	LF	40.00	CONC ENCASE	25.00	1000.00	0.00	0.00	40.00	1000.00
309	EA	1.00	TAPP SLEEVE & VALVE 8in X 8in	2000.00	2000.00	0.00	0.00	1.00	2000.00
310	EA	2.00	TAPP SLEEVE & VALVE 24in X 8in	4000.00	8000.00	0.00	0.00	2.00	8000.00
311	EA	1.00	TAPP SLEEVE & VALVE 12in X 6in	3000.00	3000.00	1.00	3000.00	1.00	3000.00
312	EA	1.00	6in WTR METER/VAULT & BACKFLO	20000.00	20000.00	0.00	0.00	1.00	20000.00
313	EA	2.00	1in OR 1 1/2in WTR METER BOX & B	2000.00	4000.00	0.00	0.00	2.00	4000.00
314	EA	5.00	ADJ EX WTR VALVE COVER & STAC	125.00	625.00	0.00	0.00	5.00	625.00
315	EA	2.00	ADJ EX WTR METER BOX	125.00	250.00	0.00	0.00	2.00	250.00
316	EA	3.00	RECONNECT EX SERV	1000.00	3000.00	0.00	0.00	3.00	3000.00
317	EA	6.00	CONNECT TO EX WTR SERV	1200.00	6000.00	0.00	0.00	6.00	6000.00
318	LF	1458.00	TRENCH SAFETY (WATER)	1.20	1749.60	0.00	0.00	1491.00	1789.20
318	LS	1.00	PERFORM WTR TEST	1500.00	1500.00	0.30	450.00	1.00	1500.00
320	LF	497.00	SDR35 WWTR PIPE PVC 8in	50.00	24850.00	0.00	0.00	497.00	24850.00
321	EA	1.00	4 DIA MH	2000.00	2000.00	0.00	0.00	1.00	2000.00
322	EA	2.00	CONNECT TO EX MH	1200.00	2400.00	0.00	0.00	2.00	2400.00
323	EA	4.00	ADJ MH TOP	500.00	2000.00	1.00	500.00	5.00	2500.00
324	LF	20.00	CONC ENCASE	35.00	700.00	0.00	0.00	20.00	700.00
325	LF	497.00	TRENCH SAFETY (SANITARY SEWE)	1.20	596.40	0.00	0.00	497.00	596.40
326	LF	497.00	TV INSPECT OF WWTR MAIN	1.20	596.40	0.00	0.00	0.00	0.00
327	LS	1.00	PERFORM WWTR LINE & MH TEST	500.00	500.00	0.00	0.00	0.00	0.00
328	EA	2.00	2in IRRIGATION TAP, VALVE, VALVE	2500.00	5000.00	0.00	0.00	3.00	7500.00

ELECTRICAL SCHEDULE

401	LF	3141.00	SCH 40 PVC ELECT CONDUIT 2in	3.10	9737.10	0.00	0.00	2922.00	8058.20
402	LF	739.00	SCH 40 PVC ELECT CONDUIT 3in	5.00	3695.00	97.00	485.00	880.00	3400.00
403	LF	183.00	SCH 40 PVC ELECT CONDUIT 4in	5.20	847.60	230.00	1195.00	532.00	2786.40
404	LF	70.00	SCH 40 PVC ELECT CONDUIT 4in BO	18.00	1120.00	198.00	3168.00	295.00	4720.00
405	LF	1070.00	2 CONDUCT #8 XHW ELECT WIRE	1.10	1177.00	1070.00	1177.00	1070.00	1177.00
408	LF	1891.00	#8 BARE ELECT WIRE	0.60	1134.60	1891.00	1134.60	1891.00	1134.60
407	EA	28.00	TY A PULL BOX	350.00	9800.00	19.00	6650.00	20.00	7000.00
408	EA	3.00	TY C PULL BOX	400.00	1200.00	3.00	1200.00	3.00	1200.00
409	LS	3.00	ELECT SERV CONNECT	850.00	2550.00	3.00	2550.00	3.00	2550.00
410	EA	10.00	TRAFF SIGN R10-12 MAST ARM MO	85.00	850.00	10.00	850.00	10.00	850.00
411	EA	2.00	TRAFF SIGN R3-8 MAST ARM MOUN	110.00	220.00	2.00	220.00	2.00	220.00
412	EA	7.00	TRAFF SIGN R3-4	110.00	770.00	7.00	770.00	7.00	770.00
413	EA	8.00	SIG POLE CONC FOUNDATION 1Y 3	1000.00	8000.00	0.00	0.00	8.00	8000.00
414	EA	4.00	SIG POLE CONC FOUNDATION TY 3	1200.00	4800.00	1.00	1200.00	4.00	4800.00
415	EA	3.00	CONTROLLER CABINET FOUNDATI	800.00	2400.00	1.00	800.00	3.00	2400.00
416	EA	4.00	30in T BASE POLE W/32' MAST ARM	3800.00	15200.00	4.00	15200.00	4.00	15200.00
417	EA	4.00	30in T BASE POLE W/36' MAST ARM	4400.00	17600.00	4.00	17600.00	4.00	17600.00
418	EA	2.00	30in T BASE POLE W/40' MAST ARM	5000.00	10000.00	2.00	10000.00	2.00	10000.00
419	EA	1.00	30in T BASE POLE W/44' MAST ARM	5200.00	5200.00	1.00	5200.00	1.00	5200.00
420	EA	18.00	12in 3 SEC SIG HEAD TY V3	300.00	5400.00	18.00	5400.00	18.00	5400.00
421	EA	12.00	12in 4 SEC SIG HEAD TY VLT	800.00	9600.00	12.00	9600.00	12.00	9600.00
422	EA	10.00	12in 4 SEC SIGN HEAD TY V4RT	800.00	8000.00	10.00	8000.00	10.00	8000.00
423	EA	18.00	VACUUM FORM BACKPLATE 3 SEC	50.00	900.00	18.00	900.00	18.00	900.00
424	EA	22.00	VACUUM FORM BACKPLATE 4 SEC	55.00	1210.00	22.00	1210.00	22.00	1210.00
425	EA	18.00	3 SEC ASTRO BRAC W/28in BANDS	85.00	1530.00	18.00	1530.00	18.00	1530.00
426	EA	22.00	4 SEC ASTON BRAC W/28in BANDS	90.00	1980.00	22.00	1980.00	22.00	1980.00
427	EA	22.00	PED SIG HEAD W/MOUNTING HDWR	300.00	6600.00	22.00	6600.00	22.00	6600.00
428	LF	1672.00	BELDEN 8281 COAX CABLE	2.20	3678.40	2514.00	5530.80	2514.00	5530.80
429	LF	1843.00	4 CNDR OPTICOM CABLE	1.10	2027.30	1843.00	2027.30	1843.00	2027.30
430	LF	1038.00	5 CONDUCT SIG CABLE #12 AWG	1.10	1141.80	1038.00	1141.80	1038.00	1141.80
431	LF	862.00	7 CONDUCT SIG CABLE #12 AWG	1.25	1077.50	662.00	827.50	662.00	827.50
432	LF	1792.00	3 CONDUCT SIG CABLE #14 AWG	0.70	1254.40	2514.00	1759.80	2514.00	1759.80
433	LF	699.00	5 CONDUCT SIG CABLE #12 AWG	1.10	768.90	699.00	768.90	699.00	768.90
434	LF	1482.00	18 CONDUCT SIG CABLE #12 AWG	2.20	3216.40	1959.00	4309.80	1959.00	4309.80
435	EA	22.00	PED PUSH BUTTON & T10 4B SIGN	110.00	2420.00	22.00	2420.00	22.00	2420.00
436	EA	11.00	OPTICOM DIRECT SENSORS	800.00	8800.00	11.00	8800.00	11.00	8800.00
437	EA	6.00	OPTICOM DISCRIMINATOR MODULE	2000.00	12000.00	8.00	18000.00	8.00	18000.00
438	EA	0.00	INSTALL PORT PER INTERFACE UPL	3500.00	0.00	0.00	0.00	0.00	0.00
439	EA	0.00	FURNISH PORT PER INTERFACE UP	15000.00	0.00	0.00	0.00	0.00	0.00
440	EA	3.00	8 PH NEMA TS-2 TY 1 CTRL ASSY	35000.00	105000.00	3.00	105000.00	3.00	105000.00
441	EA	11.00	VIDEO CAMERA W/MOUNT HDWR	2800.00	30800.00	11.00	30800.00	11.00	30800.00
442	EA	0.00	TV MONITOR FURN	1000.00	0.00	0.00	0.00	0.00	0.00
443	EA	0.00	TV MONITOR INSTL	500.00	0.00	0.00	0.00	0.00	0.00
444	EA	2.00	CONNECT TO EX RR CTRL	1000.00	2000.00	2.00	2000.00	2.00	2000.00
445	LS	1.00	ADJ OF CITY TRAFF SIGS AT INTER	15000.00	15000.00	0.00	0.00	0.00	0.00
446	EA	1.00	CONTROLLER CABINET ASSY (BRO	17000.00	17000.00	1.00	17000.00	1.00	17000.00
447	EA	1.00	VIDEO TRACKING UNIT	20000.00	20000.00	1.00	20000.00	1.00	20000.00
448	EA	1.00	82 PIN I/O CABLE	300.00	300.00	1.00	300.00	1.00	300.00
449	EA	1.00	CAMERA INTERFACE PANEL (8 CAM	800.00	800.00	1.00	800.00	1.00	800.00
450	EA	1.00	BNC CONNECTOR	5.00	5.00	1.00	5.00	1.00	5.00
451	EA	1.00	POWER CONDITIONER FOR VTU	300.00	300.00	1.00	300.00	1.00	300.00
452	EA	2.00	UNDERGROUND SVC. PEDESTAL, A	1200.00	2400.00	2.00	2400.00	2.00	2400.00

LANDSCAPE SCHEDULE

501	SFT	3950.00	BRICK PAVERS ON ASPH BASE ON	10.50	41475.00	0.00	0.00	3950.00	41475.00
502	SF	8800.00	CONC PAVING (SANDBLAST)(ARAP	7.00	68600.00	0.00	0.00	8800.00	68600.00

			Bid	Total cost	Q This month	Amount	Q to the date	Amount		
503	SF	3490.00	CONC CROSSWALKS W/SANDBLAS	8.25	21812.50	0.00	0.00	3490.00	21812.50	
504	SF*	4000.00	QUORUM DR/BRICK ON 4in CONC S	8.50	34000.00	0.00	0.00	0.00	0.00	
505	SF*	8763.00	DBL ROW BRICK BAND ON CONCRE	9.00	78867.00	1812.62	18312.68	1812.52	18312.68	
506	SF	44288.00	SPECIAL SW CONC DIAG PATTERN/	4.75	210368.00	7560.00	35910.00	37736.00	179246.00	
507	LF*	9780.00	1/4in FIBROUS EXPAND JOINT W/BA	3.10	30318.00	3769.00	11683.00	8318.00	25795.80	
508	LF	385.00	1 FT WIDE CONCRETE MEDIAN/PAV	10.00	3850.00	0.00	0.00	458.00	4580.00	
509	EA	77.00	BEGA LIGHT FIXTURES & POLES IN	3000.00	231000.00	3.00	9000.00	16.00	48000.00	
510	LF	3500.00	3/4in SCH 40 PVC ELECTR CONDT	2.80	9800.00	75.00	240.00	2277.00	6375.80	
511	LF	4000.00	1in SCH 40 PVC ELECT CONDT	2.95	11800.00	1280.00	3717.00	3308.00	9752.70	
512	LF	1200.00	2in SCH 40 PVC CONDT SLEEVES	3.00	3600.00	600.00	1800.00	1810.00	4030.00	
513	LF	4000.00	#8 AWG ELECT SERVICE	1.00	4000.00	0.00	0.00	0.00	0.00	
514	LF	10000.00	#8 AWG ELECTR WIRE	0.50	5000.00	4503.00	2261.50	4503.00	2251.50	
515	LF	2800.00	#10 AWG ELECTR WIRE	0.45	1260.00	0.00	0.00	0.00	0.00	
516	EA	12.00	CAST IRON ELECT JCT BOX	800.00	7200.00	0.00	0.00	0.00	0.00	
517	EA	113.00	60" TREE GRATE W/CONC EDGE & B	1900.00	214700.00	25.00	47500.00	85.00	180900.00	
518	EA	16.00	BOLLARD W/LIGHT FIXTURE	2800.00	46400.00	0.00	0.00	0.00	0.00	
519	LF	700.00	4in PERF SCH 40 PVC FRENCH DRAI	17.00	11900.00	0.00	0.00	856.00	14636.00	
520	LF	4500.00	NON-PERF PVC PIPE CONNECTED T	15.00	67500.00	0.00	0.00	3210.00	49150.00	
521	EA	125.00	100 GAL 4in RED OAK	1000.00	125000.00	35.00	36000.00	86.00	86000.00	
522	EA	132.00	12 FT FOSTER HOLLY	1000.00	132000.00	0.00	0.00	100.00	100000.00	
523	SF	504.00	ASIAN JASMINE 4in POTS, QUORUM	2.00	1008.00	0.00	0.00	504.00	1008.00	
524	SF	21662.00	BERMUDA SOD (TEX TURF 10)	0.50	10831.00	0.00	0.00	4452.00	2228.00	
525	SF	2275.00	ASIAN JASMINE 4in POTS, MEDIANS	2.00	4550.00	0.00	0.00	2275.00	4550.00	
526	EA	2.00	2in HERSEY WATER METERS W/TAP	2000.00	4000.00	0.00	0.00	2.00	4000.00	
527	EA	2.00	2in FEBCO 805-Y DBL CHECK VALVE	1000.00	2000.00	0.00	0.00	2.00	2000.00	
528	EA	1.00	RAINMASTER DX-2 STAINLESS STE	15000.00	15000.00	0.00	0.00	1.00	15000.00	
529	LS	1.00	ELECTRICAL SERVICE CONNECTIO	1500.00	1500.00	0.00	0.00	0.00	0.00	
530	EA	214.00	RAIN-BIRD 1402 PRESS COMP BUBB	5.00	1070.00	0.00	0.00	0.00	0.00	
531	EA	318.00	TORO 5702-40 TURF HEADS IN MED	8.00	1908.00	0.00	0.00	148.00	876.00	
532	EA	227.00	TORO 570 MPR NOZZLES W/HARDIE	13.00	2951.00	0.00	0.00	148.00	1698.00	
533	LF	1160.00	4in SCH 40 PVC SLEEVES	5.10	5916.00	0.00	0.00	1160.00	5916.00	
534	LF	5260.00	2 1/2in SCH 40 PVC SLEEVES (TREE	3.10	10306.00	0.00	0.00	5260.00	10306.00	
535	EA	3.00	WEATHERMATIC 11000 SERIES 1 R	100.00	300.00	0.00	0.00	2.00	200.00	
536	EA	7.00	WEATHERMATIC 11000 SERIES 1 1/	150.00	1050.00	0.00	0.00	6.00	900.00	
537	EA	8.00	WEATHERMATIC 11000 SERIES 2in	200.00	1800.00	0.00	0.00	8.00	1200.00	
538	LF	18100.00	ELECTRICAL VALVE WIRING 14 GA	0.10	1810.00	0.00	0.00	10020.00	1002.00	
539	LF	350.00	2.5in SCH 40 PVC MAIN LINE	3.30	1155.00	0.00	0.00	300.00	990.00	
540	EA	18.00	SPEARS 2in BALL VALVES	50.00	900.00	0.00	0.00	18.00	900.00	
541	EA	4.00	BUCKNER 30A QCV W/VALVE BOX	200.00	800.00	0.00	0.00	4.00	800.00	
542	LF	80.00	2.5in CLASS 200 PVC PIPE	3.50	280.00	0.00	0.00	40.00	140.00	
543	LF	1120.00	2in CLASS 200 PVC PIPE	2.20	2464.00	0.00	0.00	500.00	1100.00	
544	LF	1360.00	1 1/2in PVC PIPE	2.00	2720.00	0.00	0.00	700.00	1400.00	
545	LF	3220.00	1 1/4in PVC PIPE	1.80	5798.00	0.00	0.00	2000.00	3600.00	
546	LF	4000.00	1in PVC PIPE	1.70	6800.00	0.00	0.00	2396.00	4073.20	
547	LF	3400.00	3/4in PVC PIPE	1.60	5440.00	0.00	0.00	1980.00	3136.00	
548	EA	109.00	80" TREE GRATE, R-8838-A (DEDUCT	(300.00)	(32,700.00)	25.00	(7,500.00)	95.00	(28,500.00)	
550	LF	1750.00	3/4" PVC CONDUIT TO TREE WELLS	2.95	5182.50	0.00	0.00	1355.00	3887.25	
Change Order #1										
	CY	560.00	REM/REPL PEA GRAVEL	9.58	5364.80	0.00	0.00	560.00	5364.80	
Change Order #2										
	LS	1.00	ABANDON EXISTING WATER SERVIC	490.00	490.00	0.00	0.00	1.00	490.00	
	LS	1.00	EXPLORATION AT ADDISON/ARAPAH	1255.00	1255.00	0.00	0.00	1.00	1255.00	
	LS	1.00	CONNECT SWB ROOF DRAINS	700.00	700.00	0.00	0.00	1.00	700.00	
Change Order #3										
	LS	1.00	ORANGE CONSTRUCTION FENCE	952.84	952.84	0.00	0.00	1.00	952.84	
	LS	1.00	LOWER IRRIGATION CONDUIT	6061.72	6061.72	0.00	0.00	1.00	6061.72	
Change Order #4										
	551	LF	6000.00	INSTALL/REM TEMP BUTTONS	1.55	5300.00	0.00	0.00	3106.00	4814.30
Change Order #5										
	552	LS	1.00	CONVERT EXISTING INLET TO MANH	3700.00	3700.00	0.00	0.00	1.00	3700.00
	553	CY	31.00	ADDITIONAL COST FOR CL K CONC	120.00	3720.00	0.00	0.00	30.00	3800.00
	LS	1.00	RELOCATE HYDRANT ON QUORUM	2000.00	2000.00	0.00	0.00	1.00	2000.00	
	LS	0.00	MATERIAL ON HAND, UTILITIES	1.00	0.00	0.00	0.00	0.00	0.00	
	LS	0.00	MATERIAL ON HAND, LANDSCAPE	78.95	0.00	(41.00)	(3,236.84)	59.00	4,657.90	
	LS	0.00	MATERIAL ON HAND, TREE GRATES	480.35	0.00	(25.00)	(12,008.72)	14.00	6,724.88	

LS	0.00	MATERIAL ON HAND, SIGNAL ITEMS	1.00	0.00	(18,345.00)	(18,345.00)	0.00	0.00
LS	0.00	MATERIAL ON HAND, SIGNAL POLES	3292.27	0.00	(11.00)	(38,215.00)	0.00	0.00
LS	0.00	MATERIAL ON HAND, BEGA POLES	1658.60	0.00	0.00	0.00	77.00	127,712.51
LS	0.00	MATERIAL ON HAND, SIGNAL HARD	1.00	0.00	(7,298.80)	(7,298.80)	0.00	0.00
LS	0.00	MATERIAL ON HAND, BRICK PAVERS	1.00	0.00	(2,816.40)	(2,816.40)	11,285.60	11,285.60
LS	0.00	MATERIAL ON HAND, VIDEO EQUIPM	1.00	0.00	(132,300.00)	(132,300.00)	0.00	0.00

3,803,221.36	MONTH	408,304.28	TO DATE	3,437,178.43
	DEDUCTIONS	0.00	DEDUCTIONS	0.00
	SUB TOTAL	408,304.28	SUB TOTAL	3,437,178.43
	RETAINAGE		RETAINAGE	
	5%	20,415.21	5%	171,858.92
	SUB TOTAL	387,889.07	PREV PAY	2,877,430.45
			AMT DUE	387,889.06

I certify that this monthly estimate is a true representation of the work performed on this contract.



Ed Bell Construction Company

9 Jul 99
Date

Reviewed By:

Town of Addison Public Works Inspector

Date

Approved By:

Town of Addison Assistant City Engineer

Date

**TOWN OF ADDISON
PAYMENT AUTHORIZATION MEMO**

DATE: 7/16/99

Claim # _____

Check \$ 387,889.06

Vendor No. 4129

Vendor Name Ed Bell Construction Co.

Address P O Box 540787

Address Dallas

Address TX

Zip Code 75354-0787

INVOICE # OR DESCRIPTION	FUND	DEPT	OBJ	PROJ	SAC	AMOUNT
	(00)	(000)	(00000)	(00000)	(000)	(\$000,000.00)
Estimate 15	41	000	58210	42302		387,889.06

TOTAL 387,889.06

EXPLANATION Arapaho Road reconstruction Addison Road to Dallas North Tollway


Authorized Signature

Finance

ED BELL CONSTRUCTION COMPANY ***** MONTHLY ESTIMATE

JOB NO. 931 ESTIMATE N 15
 PROJECT_ ARAPAHO ROAD RECONSTRUCTION
 LOCATION ADDISON ROAD TO DALLAS NORTH TOLLWAY FROM JUNE 1, 1999
 BID DATE_ JANUARY 15, 1998 TO JUNE 30, 1999
 ENGINEER JAMES C. PIERCE, JR., P.E.
 OWNER_ CITY OF ADDISON

ITEM	UNIT	BID QUANTITY	DESCRIPTION	BID PRICE	TOTAL COST	QUANTITY THIS MONTH	AMOUNT	QUANTITY TO DATE	AMOUNT
101	MO	14.00	BARRICADES SIGNS & TRAFF CTRL	5000.00	70000.00	1.00	5000.00	15.00	75000.00
102	STA	37.00	PREP ROW	750.00	27750.00	0.00	0.00	37.00	27750.00
103	SY	12764.00	REM & DISP OF EX CONC PAVE	7.50	95730.00	500.00	3750.00	12827.00	96202.50
104	SF	9683.00	REM & DISP OF EX CONC SW	1.00	9683.00	0.00	0.00	9710.00	9710.00
105	CY*	13127.00	UNCLASS EXCAVATION (SCRAPER)	5.00	65635.00	0.00	0.00	13127.00	65635.00
106	SY*	29432.00	10in REINF CONC PAVE 650#FLEX	29.65	872658.80	3338.00	98971.70	29401.00	871739.65
107	SY*	1709.00	6in REINF CONC PAVE 650# FLEX	24.00	41016.00	0.00	0.00	1605.00	43320.00
108	SY	32509.00	6in LIME STAB INCL PROOFROLLIN	1.50	48763.50	3845.17	5767.76	32797.00	49195.50
109	TN	488.00	HYDRATED LIME (30 #SY)	100.00	48800.00	57.68	5768.00	500.91	50091.00
110	LF	13296.00	6in INTEGRAL CONC CURB 650# FLE	1.50	19944.00	2654.00	3981.00	13290.00	19935.00
111	EA	15.00	MONO MEDIAN NOSE 650# FLEX	600.00	9000.00	3.00	1800.00	15.00	9000.00
112	SY	65.00	REINF CONC ISLAND 650# FLEX	35.00	2975.00	6.00	210.00	85.00	2975.00
113	SF	2812.00	4in REINF CONC SW 3000#	2.45	6889.40	0.00	0.00	2812.00	6889.40
114	SY	1700.00	6in HMACTY A DETOURS	15.00	25500.00	75.00	1125.00	1322.00	19830.00
115	LF	207.00	REINF CONC ST HEADER 650# FLEX	8.00	1656.00	0.00	0.00	207.00	1656.00
116	EA	980.00	4in DIA REFLECT PAVE MARKER TY	5.00	4900.00	0.00	0.00	0.00	0.00
117	EA	32.00	4in DIA REFLECT PAVE MARKER TY	6.00	192.00	0.00	0.00	0.00	0.00
118	EA	311.00	6in X 6in REFLECT JIGGLE BARS WH	13.00	4043.00	0.00	0.00	0.00	0.00
119	EA	246.00	8in 2 WAY DUAL REFLECT PAVE MA	30.00	7380.00	0.00	0.00	0.00	0.00
120	EA	17.00	4in SQ REFLECT FIRE HYDRANT MA	10.00	170.00	0.00	0.00	0.00	0.00
121	LF	575.00	24in WIDE WHITE THERMOPLASTIC	7.00	4025.00	0.00	0.00	0.00	0.00
122	EA	26.00	THERMOPLASTIC ADVISORY MARK	250.00	6500.00	0.00	0.00	0.00	0.00
123	LF	400.00	4in WIDE TEMP LANE STRIPE	0.75	300.00	0.00	0.00	0.00	0.00
124	LF	3700.00	2in DIA PVC SCH 40 ST LIGHT COND	3.50	12950.00	0.00	0.00	3793.00	13275.50
125	EA	20.00	ST LIGHT FOUNDATION	420.00	8400.00	2.00	840.00	17.00	7140.00
126	EA	18.00	ST LIGHT PULL BOX	250.00	4500.00	7.00	1750.00	13.00	3250.00
127	CY	6200.00	EXCAVA, REM & DISP OF MISC FILL	5.00	31000.00	0.00	0.00	6200.00	31000.00
128	LF	65.00	6in X 12in 3000# REINF CONC BAND	15.00	975.00	65.00	975.00	65.00	975.00
129	CY	8.00	3600# REINF CONC COMBO RET WA	850.00	6800.00	0.00	0.00	0.00	0.00
130	SF	3300.00	3600# REINF CONC RET WALL	37.50	123750.00	0.00	0.00	2800.00	105000.00

STORM SEWER SCHEDULE

201	LF	46.00	15in DIA PVC SDR 35 PIPE	120.00	5520.00	0.00	0.00	46.00	5520.00
202	LF	34.00	CL III RCP 16in	41.00	1394.00	0.00	0.00	34.00	1394.00
203	LF	727.00	CL III RCP 16in	48.00	34896.00	0.00	0.00	733.00	35184.00
204	LF	156.00	CL III RCP 21in	51.00	7956.00	0.00	0.00	147.00	7497.00
205	LF	775.00	CL III RCP 24in	56.00	43400.00	0.00	0.00	775.00	43400.00
206	LF*	529.00	CL III RCP 36in	91.00	48139.00	0.00	0.00	530.00	48230.00
207	LF*	465.00	CL III RCP 36in	105.00	48825.00	0.00	0.00	465.00	48825.00
208	LF	162.00	CL III RCP 42in	110.00	17820.00	0.00	0.00	162.00	17820.00
209	EA	0.00	TY A MANHOLE	4000.00	0.00	0.00	0.00	0.00	0.00
210	EA	3.00	TY B MANHOLE	4500.00	13500.00	0.00	0.00	3.00	13500.00
211	EA	1.00	DBL TY B HEADWALL 42in	2500.00	2500.00	0.00	0.00	1.00	2500.00
212	SY	290.00	2in STONE RIP RAP TY A DRY	20.00	5800.00	0.00	0.00	0.00	0.00
213	SY	156.00	SOLID SOD BERMUDA GRASS, WTR	6.00	936.00	0.00	0.00	0.00	0.00
214	SY	1435.00	HYDROMULCH BERMUDA GRASS,	3.50	5022.50	0.00	0.00	0.00	0.00
215	EA	1.00	6' STD CURB INLET	1800.00	1800.00	0.00	0.00	1.00	1800.00
216	EA	1.00	14' STD CURB INLET	3000.00	3000.00	0.00	0.00	1.00	3000.00
217	EA	2.00	6' RECESS INLET	2000.00	4000.00	0.50	1000.00	3.00	6000.00
218	EA	1.00	8' RECESS INLET	2100.00	2100.00	0.00	0.00	1.00	2100.00
219	EA	17.00	10' RECESS INLET	2400.00	40800.00	0.00	0.00	17.00	40800.00
220	EA	2.00	12' RECESS INLET	2700.00	5400.00	0.50	1350.00	2.00	5400.00
221	EA	4.00	14' RECESS INLET	3300.00	13200.00	0.00	0.00	4.00	13200.00
222	EA	1.00	4' X 4' TY Y INLET	1600.00	1600.00	0.00	0.00	1.00	1600.00
223	LF	632.00	REM & DISP OF EX REINF CONC PIP	9.00	5688.00	32.00	288.00	632.00	5688.00
224	EA	11.00	REM & DISP OF EX INLET	500.00	5500.00	0.00	0.00	11.00	5500.00
225	CY	1545.00	UNCLASS CHANNEL EXCAVA	7.00	10815.00	0.00	0.00	1545.00	10815.00
226	LS	1.00	TRENCH SAFETY DESIGN (ALL UTIL)	1000.00	1000.00	0.00	0.00	1.00	1000.00
227	LF	2894.00	TRENCH SAFETY PROTECTION (DR	1.10	3183.40	0.00	0.00	2894.00	3183.40
228	EA	29.00	INLET PROTECT	50.00	1450.00	0.00	0.00	29.00	1450.00
229	LF	125.00	STRAW BALE DIKE	3.00	375.00	0.00	0.00	0.00	0.00
230	LF	20.00	ROCK BERM	25.00	500.00	0.00	0.00	0.00	0.00
231	LF	1050.00	SILT FENCE	1.50	1575.00	0.00	0.00	1050.00	1575.00
232	EA	4.00	STAB CONST ENTR	1000.00	4000.00	0.00	0.00	2.00	2000.00

UTILITY SCHEDULE

301	LF	20.00	4in PVC DR18 CL 150 WTR PIPE	20.00	400.00	0.00	0.00	20.00	400.00
302	LF	216.00	6in PVC DR18 CL 150 WTR PIPE	25.00	5400.00	0.00	0.00	175.00	4375.00
303	LF	1220.00	8in PVC DR18 CL 150 WTR PIPE	35.00	42700.00	0.00	0.00	1296.00	45360.00
304	EA	1.00	GATE VALVE 4in	400.00	400.00	0.00	0.00	1.00	400.00

503	SF	3490.00	CONC CROSSWALKS W/SANDBLAS	6.25	21812.50	0.00	0.00	3490.00	21812.50
504	SF*	4000.00	QUORUM DR/BRICK ON 4in CONC S	9.50	34000.00	0.00	0.00	0.00	0.00
505	SF*	8763.00	DBL ROW BRICK BAND ON CONCRE	9.00	78867.00	1812.52	16312.68	1812.52	16312.68
506	SF	44288.00	SPECIAL SW CONC DIAG PATTERN/	4.75	210368.00	7560.00	35910.00	37736.00	179246.00
507	LF*	9780.00	1/4in FIBROUS EXPAND JOINT W/BA	3.10	30318.00	3769.00	11683.90	8318.00	25785.80
508	LF	385.00	1 FT WIDE CONCRETE MEDIAN/PAV	10.00	3850.00	0.00	0.00	458.00	4580.00
509	EA	77.00	BEGA LIGHT FIXTURES & POLES IN	3000.00	231000.00	3.00	9000.00	18.00	48000.00
510	LF	3500.00	3/4in SCH 40 PVC ELECTR CONDT	2.80	9800.00	75.00	210.00	2277.00	6375.60
511	LF	4000.00	1in SCH 40 PVC ELECT CONDT	2.95	11800.00	1260.00	3717.00	3306.00	9752.70
512	LF	1200.00	2in SCH 40 PVC CONDT SLEEVES	3.00	3600.00	600.00	1800.00	1610.00	4830.00
513	LF	4000.00	#8 AWG ELECT SERVICE	1.00	4000.00	0.00	0.00	0.00	0.00
514	LF	10000.00	#8 AWG ELECTR WIRE	0.50	5000.00	4503.00	2251.50	4503.00	2251.50
515	LF	2800.00	#10 AWG ELECTR WIRE	0.45	1260.00	0.00	0.00	0.00	0.00
516	EA	12.00	CAST IRON ELECT JCT BOX	600.00	7200.00	0.00	0.00	0.00	0.00
517	EA	113.00	60" TREE GRATE W/CONC EDGE & B	1900.00	214700.00	25.00	47500.00	95.00	180500.00
518	EA	16.00	BOLLARD W/LIGHT FIXTURE	2900.00	46400.00	0.00	0.00	0.00	0.00
519	LF	700.00	4in PERF SCH 40 PVC FRENCH DRAI	17.00	11900.00	0.00	0.00	855.00	14535.00
520	LF	4500.00	NON-PERF PVC PIPE CONNECTED T	15.00	67500.00	0.00	0.00	3210.00	48150.00
521	EA	125.00	100 GAL 4in RED OAK	1000.00	125000.00	36.00	36000.00	66.00	66000.00
522	EA	132.00	12 FT FOSTER HOLLY	1000.00	132000.00	0.00	0.00	100.00	100000.00
523	SF	504.00	ASIAN JASMINE 4in POTS, QUORUM	2.00	1008.00	0.00	0.00	504.00	1008.00
524	SF	21862.00	BERMUDA SOD (TEX TURF 10)	0.50	10931.00	0.00	0.00	4452.00	2226.00
525	SF	2275.00	ASIAN JASMINE 4in POTS, MEDIANS	2.00	4550.00	0.00	0.00	2275.00	4550.00
526	EA	2.00	2in HERSEY WATER METERS W/TAP	2000.00	4000.00	0.00	0.00	2.00	4000.00
527	EA	2.00	2in FEBCO 805-Y DBL CHECK VALVE	1000.00	2000.00	0.00	0.00	2.00	2000.00
528	EA	1.00	RAINMASTER DX-2 STAINLESS STE	15000.00	15000.00	0.00	0.00	1.00	15000.00
529	LS	1.00	ELECTRICAL SERVICE CONNECTIO	1500.00	1500.00	0.00	0.00	0.00	0.00
530	EA	214.00	RAIN-BIRD 1402 PRESS COMP BUBB	5.00	1070.00	0.00	0.00	0.00	0.00
531	EA	318.00	TORO 57DZ-40 TURF HEADS IN MED	6.00	1908.00	0.00	0.00	146.00	876.00
532	EA	227.00	TORO 570 MPR NOZZLES W/HARDIE	13.00	2951.00	0.00	0.00	146.00	1898.00
533	LF	1160.00	4in SCH 40 PVC SLEEVES	5.10	5916.00	0.00	0.00	1160.00	5916.00
534	LF	5260.00	2 1/2in SCH 40 PVC SLEEVES (TREE	3.10	16306.00	0.00	0.00	5260.00	16306.00
535	EA	3.00	WEATHERMATIC 11000 SERIES 1 R	100.00	300.00	0.00	0.00	2.00	200.00
536	EA	7.00	WEATHERMATIC 11000 SERIES 1 1/	150.00	1050.00	0.00	0.00	6.00	900.00
537	EA	8.00	WEATHERMATIC 11000 SERIES 2in	200.00	1600.00	0.00	0.00	6.00	1200.00
538	LF	18100.00	ELECTRICAL VALVE WIRING 14 GA	0.10	1810.00	0.00	0.00	10020.00	1002.00
539	LF	350.00	2.5in SCH 40 PVC MAIN LINE	3.30	1155.00	0.00	0.00	300.00	990.00
540	EA	18.00	SPEARS 2in BALL VALVES	50.00	900.00	0.00	0.00	18.00	900.00
541	EA	4.00	BUCKNER 30A QCV W/VALVE BOX	200.00	800.00	0.00	0.00	4.00	800.00
542	LF	80.00	2.5in CLASS 200 PVC PIPE	3.50	280.00	0.00	0.00	40.00	140.00
543	LF	1120.00	2in CLASS 200 PVC PIPE	2.20	2464.00	0.00	0.00	500.00	1100.00
544	LF	1360.00	1 1/2in PVC PIPE	2.00	2720.00	0.00	0.00	700.00	1400.00
545	LF	3220.00	1 1/4in PVC PIPE	1.80	5796.00	0.00	0.00	2000.00	3600.00
546	LF	4000.00	1in PVC PIPE	1.70	6800.00	0.00	0.00	2396.00	4073.20
547	LF	3400.00	3/4in PVC PIPE	1.60	5440.00	0.00	0.00	1960.00	3136.00
548	EA	109.00	60" TREE GRATE, R-8838-A (DEDUCT	(300.00)	(32,700.00)	25.00	(7,500.00)	95.00	(28,500.00)
550	LF	1750.00	3/4" PVC CONDUIT TO TREE WELLS	2.95	5162.50	0.00	0.00	1355.00	3997.25

Change Order #1

CY	560.00	REM/REPL PEA GRAVEL	9.58	5364.80	0.00	0.00	560.00	5364.80
----	--------	---------------------	------	---------	------	------	--------	---------

Change Order #2

LS	1.00	ABANDON EXISTING WATER SERVIC	490.00	490.00	0.00	0.00	1.00	490.00
LS	1.00	EXPLORATION AT ADDISON/ARAPAH	1255.00	1255.00	0.00	0.00	1.00	1255.00
LS	1.00	CONNECT SWB ROOF DRAINS	700.00	700.00	0.00	0.00	1.00	700.00

Change Order #3

LS	1.00	ORANGE CONSTRUCTION FENCE	952.84	952.84	0.00	0.00	1.00	952.84
LS	1.00	LOWER IRRIGATION CONDUIT	6061.72	6061.72	0.00	0.00	1.00	6061.72

Change Order #4

551	LF	6000.00	INSTALL/REM TEMP BUTTONS	1.55	9300.00	0.00	0.00	3106.00	4814.30
-----	----	---------	--------------------------	------	---------	------	------	---------	---------

Change Order #5

552	LS	1.00	CONVERT EXISTING INLET TO MANH	3700.00	3700.00	0.00	0.00	1.00	3700.00
553	CY	31.00	ADDITIONAL COST FOR CL K CONC	120.00	3720.00	0.00	0.00	30.00	3600.00
LS	1.00	RELOCATE HYDRANT ON QUORUM	2000.00	2000.00	0.00	0.00	1.00	2000.00	

LS	0.00	MATERIAL ON HAND, UTILITIES	1.00	0.00	0.00	0.00	0.00	0.00	0.00
LS	0.00	MATERIAL ON HAND, LANDSCAPE	78.95	0.00	(41.00)	(3,236.84)	59.00	4,657.90	
LS	0.00	MATERIAL ON HAND, TREE GRATES	480.35	0.00	(25.00)	(12,008.72)	14.00	6,724.88	

LS	0.00	MATERIAL ON HAND, SIGNAL ITEMS	1.00	0.00	(18,345.00)	(18,345.00)	0.00	0.00
LS	0.00	MATERIAL ON HAND, SIGNAL POLES	3292.27	0.00	(11.00)	(36,215.00)	0.00	0.00
LS	0.00	MATERIAL ON HAND, BEGA POLES	1658.60	0.00	0.00	0.00	77.00	127,712.51
LS	0.00	MATERIAL ON HAND, SIGNAL HARD	1.00	0.00	(7,296.80)	(7,296.80)	0.00	0.00
LS	0.00	MATERIAL ON HAND, BRICK PAVERS	1.00	0.00	(2,816.40)	(2,816.40)	11,265.60	11,265.60
LS	0.00	MATERIAL ON HAND, VIDEO EQUIPM	1.00	0.00	(132,300.00)	(132,300.00)	0.00	0.00

3,903,221.36	MONTH DEDUCTIONS	408,304.28	TO DATE DEDUCTIONS	3,437,178.43
			0.00	0.00
	SUB TOTAL RETAINAGE 5%	408,304.28	SUB TOTAL RETAINAGE 5%	3,437,178.43
		20,415.21	PREV PAY	171,858.92
	SUB TOTAL	387,889.07	AMT DUE	2,877,430.45
				387,889.06

I certify that this monthly estimate is a true representation of the work performed on this contract.


 Ed Bell Construction Company

9 Jul 99
 Date

Reviewed By:


 Town of Addison Public Works Inspector

16 July '99
 Date

Approved By:


 Town of Addison Assistant City Engineer

7-16-99
 Date

ED BELL CONSTRUCTION COMPANY

POST OFFICE BOX 540787
DALLAS, TEXAS 75354-0787

10605 HARRY HINES
DALLAS, TEXAS 75220

July 9, 1999

Mr. James C. Pierce, Jr., P.E.
Assistant City Engineer
Town of Addison
P.O. Box 144
Addison, Texas 75001


Re: Arapaho Road Reconstruction
Addison Road to Dallas North Tollway
Town of Addison

Dear Mr. Pierce:

Enclosed for your review is our billing on the referenced project through June 30, 1999.

If you have any questions regarding this billing, please contact our office.

Sincerely,
Ed Bell Construction Company


Robert D. Weber
Project Engineer

6-8-99

Replace Pavement on Spectrum

Area = 135' x 12' old 1620 ft²

12' x 55' new 660 ft²

2280 ft² = 253 yd²

$\frac{2280 \text{ ft}^2 \times 4''}{2.7 \times 12''} = 28 \text{ yd}^3$ excavation @ \$5.00 140

253 yd² rimmed & disp @ \$7.50 1,898

253 yd² 10" reinf pvc @ \$29.65 7,500

253 yd² 6" lime stab @ \$1.50 380

$\frac{253 \text{ yd}^2 \times 30\#}{2000} \text{ Tons lime @ } \7.00 380

85' lf curb @ 1.50 130

Misc Markings, irrig 500

2280 ft² sod (median) @ 0.50 1,140

140' 1" pvc irrig @ 1.70 238

20' 3/4 " " 1.60 32

2 Valves @ 100 200

\$17,538

say \$ 12,000

cc Robini ✓

Dave Wilde ✓

ED BELL CONSTRUCTION COMPANY

POST OFFICE BOX 540787
DALLAS, TEXAS 75354-0787

10605 HARRY HINES
DALLAS, TEXAS 75220

June 4, 1999

Mr. James C. Pierce, Jr., P.E.
Assistant City Engineer
Town of Addison
P.O. Box 144
Addison, Texas 75001

Re: Arapaho Road Reconstruction
Addison Road to Dallas North Tollway
Town of Addison

Dear Mr. Pierce:

Enclosed for your review is our billing on the referenced project through May 31, 1999. This billing includes a request for payment for an additional \$132,300.00 worth of material on hand for video traffic equipment that has not been incorporated into the work. The video equipment is currently stored on the job site and in Integrated Roadway Services' yard and is available for your inspection. Attached for your records is the invoice from Paradigm Traffic Systems, Inc. that support this request for payment.

If you have any questions regarding this billing, please contact our office.

Sincerely,
Ed Bell Construction Company



Robert D. Weber
Project Engineer

ED BELL CONSTRUCTION COMPANY ***** MONTHLY ESTIMATE

JOB NO. 931 ESTIMATE N 14
 PROJECT_ ARAPAHO ROAD RECONSTRUCTION
 LOCATION ADDISON ROAD TO DALLAS NORTH TOLLWAY
 BID DATE_ JANUARY 15, 1998 FROM MAY 1, 1999
 ENGINEER JAMES C. PIERCE, JR., P.E. TO MAY 31, 1999
 OWNER_ CITY OF ADDISON

ITEM	UNIT	BID QUANTITY	DESCRIPTION	BID PRICE	TOTAL COST	QUANTITY THIS MONTH	AMOUNT	QUANTITY TO DATE	AMOUNT
101	MO	14.00	BARRICADES SIGNS & TRAFF CTRL	5000.00	70000.00	1.00	5000.00	14.00	70000.00
102	STA	37.00	PREP ROW	750.00	27750.00	0.00	0.00	37.00	27750.00
103	SY	12764.00	REM & DISP OF EX CONC PAVE	7.50	95730.00	0.00	0.00	12327.00	92452.50
104	SF	9683.00	REM & DISP OF EX CONC SW	1.00	9683.00	67.00	67.00	9710.00	9710.00
105	CY*	13127.00	UNCLASS EXCAVATION (SCRAPER)	5.00	65635.00	0.00	0.00	13127.00	65635.00
106	SY*	29432.00	10in REINF CONC PAVE 650#FLEX	29.65	872658.80	1205.00	35728.25	26063.00	772767.95
107	SY*	1709.00	6in REINF CONC PAVE 650# FLEX	24.00	41016.00	413.00	9912.00	1805.00	43320.00
108	SY	32509.00	6in LIME STAB INCL PROOFROLLIN	1.50	48763.50	0.00	0.00	28951.83	43427.75
109	TN	488.00	HYDRATED LIME (30 #/SY)	100.00	48800.00	0.00	0.00	443.23	44323.00
110	LF	13296.00	6in INTEGRAL CONC CURB 650# FLE	1.50	19944.00	1128.00	1692.00	10636.00	15954.00
111	EA	15.00	MONO MEDIAN NOSE 650# FLEX	600.00	9000.00	3.00	1800.00	12.00	7200.00
112	SY	85.00	REINF CONC ISLAND 650# FLEX	35.00	2975.00	79.00	2765.00	79.00	2765.00
113	SF	2812.00	4in REINF CONC SW 3000#	2.45	6889.40	1312.00	3214.40	2812.00	6889.40
114	SY	1700.00	6in HMA TY A DETOURS	15.00	25500.00	0.00	0.00	1247.00	18705.00
115	LF	207.00	REINF CONC ST HEADER 650# FLEX	8.00	1656.00	0.00	0.00	207.00	1658.00
116	EA	980.00	4in DIA REFLECT PAVE MARKER TY	5.00	4900.00	0.00	0.00	0.00	0.00
117	EA	32.00	4in DIA REFLECT PAVE MARKER TY	6.00	192.00	0.00	0.00	0.00	0.00
118	EA	311.00	6in X 6in REFLECT JIGGLE BARS WH	13.00	4043.00	0.00	0.00	0.00	0.00
119	EA	246.00	8in 2 WAY DUAL REFLECT PAVE MA	30.00	7380.00	0.00	0.00	0.00	0.00
120	EA	17.00	4in SQ REFLECT FIRE HYDRANT MA	10.00	170.00	0.00	0.00	0.00	0.00
121	LF	575.00	24in WIDE WHITE THERMOPLASTIC	7.00	4025.00	0.00	0.00	0.00	0.00
122	EA	26.00	THERMOPLASTIC ADVISORY MARK	250.00	6500.00	0.00	0.00	0.00	0.00
123	LF	400.00	4in WIDE TEMP LANE STRIPE	0.75	300.00	0.00	0.00	0.00	0.00
124	LF	3700.00	2in DIA PVC SCH 40 ST LIGHT COND	3.50	12950.00	1195.00	4182.50	3793.00	13275.50
125	EA	20.00	ST LIGHT FOUNDATION	420.00	8400.00	6.00	2520.00	15.00	6300.00
126	EA	18.00	ST LIGHT PULL BOX	250.00	4500.00	6.00	1500.00	6.00	1500.00
127	CY	6200.00	EXCAVA, REM & DISP OF MISC FILL	5.00	31000.00	0.00	0.00	6200.00	31000.00
128	LF	65.00	8in X 12in 3000# REINF CONC BAND	15.00	975.00	0.00	0.00	0.00	0.00
129	CY	8.00	3600# REINF CONC COMBO RET WA	850.00	6800.00	0.00	0.00	0.00	0.00
130	SF	3300.00	3600# REINF CONC RET WALL	37.50	123750.00	0.00	0.00	2800.00	105000.00

STORM SEWER SCHEDULE

201	LF	46.00	15in DIA PVC SDR 35 PIPE	120.00	5520.00	0.00	0.00	48.00	5520.00
202	LF	34.00	CL III RCP 15in	41.00	1394.00	0.00	0.00	34.00	1394.00
203	LF	727.00	CL III RCP 18in	48.00	34896.00	0.00	0.00	733.00	35184.00
204	LF	156.00	CL III RCP 21in	51.00	7958.00	0.00	0.00	147.00	7497.00
205	LF	775.00	CL III RCP 24in	56.00	43400.00	0.00	0.00	775.00	43400.00
206	LF*	529.00	CL III RCP 36in	91.00	46139.00	0.00	0.00	530.00	48230.00
207	LF*	465.00	CL III RCP 39in	105.00	48825.00	0.00	0.00	465.00	48825.00
208	LF	162.00	CL III RCP 42in	110.00	17820.00	0.00	0.00	162.00	17820.00
209	EA	0.00	TY A MANHOLE	4000.00	0.00	0.00	0.00	0.00	0.00
210	EA	3.00	TY B MANHOLE	4500.00	13500.00	0.00	0.00	3.00	13500.00
211	EA	1.00	DBL TY B HEADWALL 42in	2500.00	2500.00	0.00	0.00	1.00	2500.00
212	SY	290.00	2in STONE RIP RAP TY A DRY	20.00	5800.00	0.00	0.00	0.00	0.00
213	SY	156.00	SOLID SOD BERMUDA GRASS, WTR	6.00	936.00	0.00	0.00	0.00	0.00
214	SY	1435.00	HYDROMULCH BERMUDA GRASS,	3.50	5022.50	0.00	0.00	0.00	0.00
215	EA	1.00	6' STD CURB INLET	1800.00	1800.00	0.00	0.00	1.00	1800.00
216	EA	1.00	14' STD CURB INLET	3000.00	3000.00	0.00	0.00	1.00	3000.00
217	EA	2.00	6' RECESS INLET	2000.00	4000.00	0.00	0.00	2.50	5000.00
218	EA	1.00	8' RECESS INLET	2100.00	2100.00	0.00	0.00	1.00	2100.00
219	EA	17.00	10' RECESS INLET	2400.00	40800.00	2.00	4800.00	17.00	40800.00
220	EA	2.00	12' RECESS INLET	2700.00	5400.00	0.00	0.00	1.50	4050.00
221	EA	4.00	14' RECESS INLET	3300.00	13200.00	0.00	0.00	4.00	13200.00
222	EA	1.00	4' X 4' TY Y INLET	1600.00	1600.00	0.00	0.00	1.00	1600.00
223	LF	632.00	REM & DISP OF EX REINF CONC PIP	9.00	5688.00	0.00	0.00	600.00	5400.00
224	EA	11.00	REM & DISP OF EX INLET	500.00	5500.00	0.00	0.00	11.00	5500.00
225	CY	1545.00	UNCLASS CHANNEL EXCAVA	7.00	10815.00	0.00	0.00	1545.00	10815.00
226	LS	1.00	TRENCH SAFETY DESIGN (ALL UTILI	1000.00	1000.00	0.00	0.00	1.00	1000.00
227	LF	2894.00	TRENCH SAFETY PROTECTION (DR	1.10	3183.40	0.00	0.00	2894.00	3183.40
228	EA	29.00	INLET PROTECT	50.00	1450.00	29.00	1450.00	29.00	1450.00
229	LF	125.00	STRAW BALE DIKE	3.00	375.00	0.00	0.00	0.00	0.00
230	LF	20.00	ROCK BERM	25.00	500.00	0.00	0.00	0.00	0.00
231	LF	1050.00	SILT FENCE	1.50	1575.00	0.00	0.00	1050.00	1575.00
232	EA	4.00	STAB CONST ENTR	1000.00	4000.00	0.00	0.00	2.00	2000.00

UTILITY SCHEDULE

301	LF	20.00	4in PVC DR18 CL 150 WTR PIPE	20.00	400.00	0.00	0.00	20.00	400.00
302	LF	218.00	6in PVC DR18 CL 150 WTR PIPE	25.00	5450.00	0.00	0.00	175.00	4375.00
303	LF	1220.00	8in PVC DR18 CL 150 WTR PIPE	35.00	42700.00	0.00	0.00	1296.00	45360.00
304	EA	1.00	GATE VALVE 4in	400.00	400.00	0.00	0.00	1.00	400.00

305	EA	7.00	GATE VALVE 6in	500.00	3500.00	0.00	0.00	7.00	3500.00
306	EA	8.00	GATE VALVE 8in	700.00	5600.00	0.00	0.00	7.00	4900.00
307	EA	14.00	FIRE HYDRANT	2000.00	28000.00	0.00	0.00	13.00	26000.00
308	LF	40.00	CONC ENCASE	25.00	1000.00	0.00	0.00	40.00	1000.00
309	EA	1.00	TAPP SLEEVE & VALVE 8in X 8in	2000.00	2000.00	0.00	0.00	1.00	2000.00
310	EA	2.00	TAPP SLEEVE & VALVE 24in X 8in	4000.00	8000.00	0.00	0.00	2.00	8000.00
311	EA	1.00	TAPP SLEEVE & VALVE 12in X 6in	3000.00	3000.00	0.00	0.00	0.00	0.00
312	EA	1.00	6in WTR METER/VAULT & BACKFLO	20000.00	20000.00	0.00	0.00	1.00	20000.00
313	EA	2.00	1in OR 1 1/2in WTR METER BOX & B	2000.00	4000.00	0.00	0.00	2.00	4000.00
314	EA	5.00	ADJ EX WTR VALVE COVER & STAC	125.00	625.00	5.00	625.00	5.00	625.00
315	EA	2.00	ADJ EX WTR METER BOX	125.00	250.00	2.00	250.00	2.00	250.00
316	EA	3.00	RECONNECT EX SERV	1000.00	3000.00	0.00	0.00	3.00	3000.00
317	EA	5.00	CONNECT TO EX WTR SERV	1200.00	6000.00	0.00	0.00	5.00	6000.00
318	LF	1458.00	TRENCH SAFETY (WATER)	1.20	1749.60	0.00	0.00	1491.00	1789.20
319	LS	1.00	PERFORM WTR TEST	1500.00	1500.00	0.00	0.00	0.70	1050.00
320	LF	497.00	SDR35 WWTR PIPE PVC 8in	50.00	24850.00	0.00	0.00	497.00	24850.00
321	EA	1.00	4' DIA MH	2000.00	2000.00	0.00	0.00	1.00	2000.00
322	EA	2.00	CONNECT TO EX MH	1200.00	2400.00	0.00	0.00	2.00	2400.00
323	EA	4.00	ADJ MH TOP	500.00	2000.00	0.00	0.00	4.00	2000.00
324	LF	20.00	CONC ENCASE	35.00	700.00	0.00	0.00	20.00	700.00
325	LF	497.00	TRENCH SAFETY (SANITARY SEWE	1.20	596.40	0.00	0.00	497.00	596.40
326	LF	497.00	TV INSPECT OF WWTR MAIN	1.20	596.40	0.00	0.00	0.00	0.00
327	LS	1.00	PERFORM WWTR LINE & MH TEST	500.00	500.00	0.00	0.00	0.00	0.00
328	EA	2.00	2in IRRIGATION TAP, VALVE, VALVE	2500.00	5000.00	0.00	0.00	3.00	7500.00

ELECTRICAL SCHEDULE

401	LF	3141.00	SCH 40 PVC ELECT CONDUIT 2in	3.10	9737.10	0.00	0.00	2922.00	9058.20
402	LF	739.00	SCH 40 PVC ELECT CONDUIT 3in	5.00	3695.00	47.00	235.00	583.00	2915.00
403	LF	163.00	SCH 40 PVC ELECT CONDUIT 4in	5.20	847.60	25.00	130.00	302.00	1570.40
404	LF	70.00	SCH 40 PVC ELECT CONDUIT 4in BO	16.00	1120.00	0.00	0.00	97.00	1552.00
405	LF	1070.00	2 CONDUCT #6 XHHW ELECT WIRE	1.10	1177.00	0.00	0.00	0.00	0.00
406	LF	1891.00	#6 BARE ELECT WIRE	0.60	1134.60	0.00	0.00	0.00	0.00
407	EA	28.00	TY A PULL BOX	350.00	9800.00	0.00	0.00	1.00	350.00
408	EA	3.00	TY C PULL BOX	400.00	1200.00	0.00	0.00	0.00	0.00
409	LS	3.00	ELECT SERV CONNECT	850.00	2550.00	0.00	0.00	0.00	0.00
410	EA	10.00	TRAFF SIGN R10-12 MAST ARM MO	85.00	850.00	0.00	0.00	0.00	0.00
411	EA	2.00	TRAFF SIGN R3-8 MAST ARM MOUN	110.00	220.00	0.00	0.00	0.00	0.00
412	EA	7.00	TRAFF SIGN R3-4	110.00	770.00	0.00	0.00	0.00	0.00
413	EA	8.00	SIG POLE CONC FOUNDATION TY 3	1000.00	8000.00	0.00	0.00	8.00	8000.00
414	EA	4.00	SIG POLE CONC FOUNDATION TY 3	1200.00	4800.00	0.00	0.00	3.00	3600.00
415	EA	3.00	CONTROLLER CABINET FOUNDATI	800.00	2400.00	0.00	0.00	2.00	1600.00
416	EA	4.00	30in T BASE POLE W/32' MAST ARM	3800.00	15200.00	0.00	0.00	0.00	0.00
417	EA	4.00	30in T BASE POLE W/36' MAST ARM	4400.00	17600.00	0.00	0.00	0.00	0.00
418	EA	2.00	30in T BASE POLE W/40' MAST ARM	5000.00	10000.00	0.00	0.00	0.00	0.00
419	EA	1.00	30in T BASE POLE W/44' MAST ARM	5200.00	5200.00	0.00	0.00	0.00	0.00
420	EA	18.00	12in 3 SEC SIG HEAD TY V3	300.00	5400.00	0.00	0.00	0.00	0.00
421	EA	12.00	12in 4 SEC SIG HEAD TY VLT	800.00	9600.00	0.00	0.00	0.00	0.00
422	EA	10.00	12in 4 SEC SIGN HEAD TY V4RT	800.00	8000.00	0.00	0.00	0.00	0.00
423	EA	18.00	VACUUM FORM BACKPLATE 3 SEC	50.00	900.00	0.00	0.00	0.00	0.00
424	EA	22.00	VACUUM FORM BACKPLATE 4 SEC	55.00	1210.00	0.00	0.00	0.00	0.00
425	EA	18.00	3 SEC ASTRO BRAC W/29in BANDS	85.00	1530.00	0.00	0.00	0.00	0.00
426	EA	22.00	4 SEC ASTON BRAC W/29in BANDS	90.00	1980.00	0.00	0.00	0.00	0.00
427	EA	22.00	PED SIG HEAD W/MOUNTING HDWR	300.00	8600.00	0.00	0.00	0.00	0.00
428	LF	1672.00	BELDEN 8281 COAX CABLE	2.20	3678.40	0.00	0.00	0.00	0.00
429	LF	1843.00	4 CNDR OPTICOM CABLE	1.10	2027.30	0.00	0.00	0.00	0.00
430	LF	1038.00	5 CONDUCT SIG CABLE #12 AWG	1.10	1141.80	0.00	0.00	0.00	0.00
431	LF	862.00	7 CONDUCT SIG CABLE #12 AWG	1.25	1077.50	0.00	0.00	0.00	0.00
432	LF	1792.00	3 CONDUCT SIG CABLE #14 AWG	0.70	1254.40	0.00	0.00	0.00	0.00
433	LF	699.00	5 CONDUCT SIG CABLE #12 AWG	1.10	768.90	0.00	0.00	0.00	0.00
434	LF	1462.00	16 CONDUCT SIG CABLE #12 AWG	2.20	3216.40	0.00	0.00	0.00	0.00
435	EA	22.00	PED PUSH BUTTON & T10 4B SIGN	110.00	2420.00	0.00	0.00	0.00	0.00
436	EA	11.00	OPTICOM DIRECT SENSORS	600.00	6600.00	0.00	0.00	0.00	0.00
437	EA	6.00	OPTICOM DISCRIMINATOR MODULE	2000.00	12000.00	0.00	0.00	0.00	0.00
438	EA	0.00	INSTALL PORT PER INTERFACE UPL	3500.00	0.00	0.00	0.00	0.00	0.00
439	EA	0.00	FURNISH PORT PER INTERFACE UP	15000.00	0.00	0.00	0.00	0.00	0.00
440	EA	3.00	8 PH NEMA TS-2 TY 1 CTROL ASSY	35000.00	105000.00	0.00	0.00	0.00	0.00
441	EA	11.00	VIDEO CAMERA W/MOUNT HDWR	2800.00	30800.00	0.00	0.00	0.00	0.00
442	EA	0.00	TV MONITOR FURN	1000.00	0.00	0.00	0.00	0.00	0.00
443	EA	0.00	TV MONITOR INSTL	500.00	0.00	0.00	0.00	0.00	0.00
444	EA	2.00	CONNECT TO EX RR CTRL	1000.00	2000.00	0.00	0.00	0.00	0.00
445	LS	1.00	ADJ OF CITY TRAFF SIGS AT INTER	15000.00	15000.00	0.00	0.00	0.00	0.00
446	EA	1.00	CONTROLLER CABINET ASSY (BRO	17000.00	17000.00	0.00	0.00	0.00	0.00
447	EA	1.00	VIDEO TRACKING UNIT	20000.00	20000.00	0.00	0.00	0.00	0.00
448	EA	1.00	62 PIN I/O CABLE	300.00	300.00	0.00	0.00	0.00	0.00
449	EA	1.00	CAMERA INTERFACE PANEL (6 CAM	600.00	600.00	0.00	0.00	0.00	0.00
450	EA	1.00	BNC CONNECTOR	5.00	5.00	0.00	0.00	0.00	0.00
451	EA	1.00	POWER CONDITIONER FOR VTU	300.00	300.00	0.00	0.00	0.00	0.00
452	EA	2.00	UNDERGROUND SVC, PEDESTAL, A	1200.00	2400.00	0.00	0.00	0.00	0.00

LANDSCAPE SCHEDULE

501	SF*	3950.00	BRICK PAVERS ON ASPH BASE ON	10.50	41475.00	0.00	0.00	3950.00	41475.00
502	SF	9800.00	CONC PAVING (SANDBLAST)(ARAP	7.00	68600.00	0.00	0.00	9800.00	68600.00

503	SF	3490.00	CONC CROSSWALKS W/SANDBLAS	6.25	21812.50	0.00	0.00	3490.00	21812.50
504	SF*	4000.00	QUORUM DR/BRICK ON 4in CONC S	8.50	34000.00	0.00	0.00	0.00	0.00
505	SF*	8763.00	DBL ROW BRICK BAND ON CONCRE	9.00	78867.00	0.00	0.00	0.00	0.00
506	SF	44288.00	SPECIAL SW CONC DIAG PATTERN/	4.75	210368.00	6810.00	32347.50	30176.00	143336.00
507	LF*	9780.00	1/4in FIBROUS EXPAND JOINT W/BA	3.10	30318.00	755.00	2340.50	4549.00	14101.90
508	LF	385.00	1 FT WIDE CONCRETE MEDIAN/PAV	10.00	3850.00	458.00	4580.00	458.00	4580.00
509	EA	77.00	BEGA LIGHT FIXTURES & POLES IN	3000.00	231000.00	5.00	15000.00	13.00	39000.00
510	LF	3500.00	3/4in SCH 40 PVC ELECTR CONDT	2.80	9800.00	0.00	0.00	2202.00	6165.60
511	LF	4000.00	1in SCH 40 PVC ELECT CONDT	2.95	11800.00	157.00	463.15	2046.00	6035.70
512	LF	1200.00	2in SCH 40 PVC CONDT SLEEVES	3.00	3600.00	1000.00	3000.00	1010.00	3030.00
513	LF	4000.00	#6 AWG ELECT SERVICE	1.00	4000.00	0.00	0.00	0.00	0.00
514	LF	10000.00	#8 AWG ELECTR WIRE	0.50	5000.00	0.00	0.00	0.00	0.00
515	LF	2800.00	#10 AWG ELECTR WIRE	0.45	1260.00	0.00	0.00	0.00	0.00
516	EA	12.00	CAST IRON ELECT JCT BOX	600.00	7200.00	0.00	0.00	0.00	0.00
517	EA	113.00	60" TREE GRATE W/CONC EDGE & B	1900.00	214700.00	12.00	22800.00	70.00	133000.00
518	EA	16.00	BOLLARD W/LIGHT FIXTURE	2900.00	46400.00	0.00	0.00	0.00	0.00
519	LF	700.00	4in PERF SCH 40 PVC FRENCH DRAI	17.00	11900.00	79.00	1343.00	855.00	14535.00
520	LF	4500.00	NON-PERF PVC PIPE CONNECTED T	15.00	67500.00	287.00	4305.00	3210.00	48150.00
521	EA	125.00	100 GAL 4in RED OAK	1000.00	125000.00	30.00	30000.00	30.00	30000.00
522	EA	132.00	12 FT FOSTER HOLLY	1000.00	132000.00	100.00	100000.00	100.00	100000.00
523	SF	504.00	ASIAN JASMINE 4in POTS, QUORUM	2.00	1008.00	504.00	1008.00	504.00	1008.00
524	SF	21862.00	BERMUDA SOD (TEX TURF 10)	0.50	10931.00	4452.00	2226.00	4452.00	2226.00
525	SF	2275.00	ASIAN JASMINE 4in POTS, MEDIANS	2.00	4550.00	2275.00	4550.00	2275.00	4550.00
526	EA	2.00	2in HERSEY WATER METERS W/TAP	2000.00	4000.00	2.00	4000.00	2.00	4000.00
527	EA	2.00	2in FEBCO 805-Y DBL CHECK VALVE	1000.00	2000.00	2.00	2000.00	2.00	2000.00
528	EA	1.00	RAINMASTER DX-2 STAINLESS STE	15000.00	15000.00	1.00	15000.00	1.00	15000.00
529	LS	1.00	ELECTRICAL SERVICE CONNECTIO	1500.00	1500.00	0.00	0.00	0.00	0.00
530	EA	214.00	RAIN-BIRD 1402 PRESS COMP BUBB	5.00	1070.00	0.00	0.00	0.00	0.00
531	EA	318.00	TORO 57DZ-40 TURF HEADS IN MED	6.00	1908.00	146.00	876.00	146.00	876.00
532	EA	227.00	TORO 570 MPR NOZZLES W/HARDIE	13.00	2951.00	148.00	1898.00	146.00	1898.00
533	LF	1160.00	4in SCH 40 PVC SLEEVES	5.10	5916.00	620.00	3162.00	1160.00	5916.00
534	LF	5260.00	2 1/2in SCH 40 PVC SLEEVES (TREE	3.10	16306.00	2025.00	6277.50	5260.00	16306.00
535	EA	3.00	WEATHERMATIC 11000 SERIES 1 R	100.00	300.00	2.00	200.00	2.00	200.00
536	EA	7.00	WEATHERMATIC 11000 SERIES 1 1/	150.00	1050.00	8.00	900.00	6.00	900.00
537	EA	8.00	WEATHERMATIC 11000 SERIES 2in	200.00	1600.00	6.00	1200.00	6.00	1200.00
538	LF	18100.00	ELECTRICAL VALVE WIRING 14 GA	0.10	1810.00	10020.00	1002.00	10020.00	1002.00
539	LF	350.00	2.5in SCH 40 PVC MAIN LINE	3.30	1155.00	300.00	990.00	300.00	990.00
540	EA	18.00	SPEARS 2in BALL VALVES	50.00	900.00	16.00	900.00	18.00	900.00
541	EA	4.00	BUCKNER 30A QCV W/VALVE BOX	200.00	800.00	4.00	800.00	4.00	800.00
542	LF	80.00	2.5in CLASS 200 PVC PIPE	3.50	280.00	40.00	140.00	40.00	140.00
543	LF	1120.00	2in CLASS 200 PVC PIPE	2.20	2464.00	500.00	1100.00	500.00	1100.00
544	LF	1360.00	1 1/2in PVC PIPE	2.00	2720.00	700.00	1400.00	700.00	1400.00
545	LF	3220.00	1 1/4in PVC PIPE	1.80	5796.00	2000.00	3600.00	2000.00	3600.00
546	LF	4000.00	1in PVC PIPE	1.70	6800.00	2396.00	4073.20	2396.00	4073.20
547	LF	3400.00	3/4in PVC PIPE	1.60	5440.00	1960.00	3136.00	1960.00	3136.00
548	EA	109.00	60" TREE GRATE, R-8838-A (DEDUCT	(300.00)	(32,700.00)	12.00	(3,600.00)	70.00	(21,000.00)
550	LF	1750.00	3/4" PVC CONDUIT TO TREE WELLS	2.95	5182.50	490.00	1445.50	1355.00	3997.25

Change Order #1

CY	560.00	REM/REPL PEA GRAVEL	9.58	5364.80	0.00	0.00	560.00	5364.80
----	--------	---------------------	------	---------	------	------	--------	---------

Change Order #2

LS	1.00	ABANDON EXISTING WATER SERVIC	490.00	490.00	0.00	0.00	1.00	490.00
LS	1.00	EXPLORATION AT ADDISON/ARAPAH	1255.00	1255.00	0.00	0.00	1.00	1255.00
LS	1.00	CONNECT SWB ROOF DRAINS	700.00	700.00	0.00	0.00	1.00	700.00

Change Order #3

LS	1.00	ORANGE CONSTRUCTION FENCE	952.84	952.84	0.00	0.00	1.00	952.84
LS	1.00	LOWER IRRIGATION CONDUIT	6061.72	8061.72	0.00	0.00	1.00	6061.72

Change Order #4

551	LF	6000.00	INSTALL/REM TEMP BUTTONS	1.55	9300.00	812.00	1258.60	3106.00	4814.30
-----	----	---------	--------------------------	------	---------	--------	---------	---------	---------

Change Order #5


552	LS	1.00	CONVERT EXISTING INLET TO MANH	3700.00	3700.00	0.00	0.00	1.00	3700.00
553	CY	31.00	ADDITIONAL COST FOR CL K CONC	120.00	3720.00	30.00	3600.00	30.00	3600.00
LS	1.00	RELOCATE HYDRANT ON QUORUM	2000.00	2000.00	0.00	0.00	1.00	2000.00	

LS	0.00	MATERIAL ON HAND, UTILITIES	1.00	0.00	0.00	0.00	0.00	0.00	0.00
LS	0.00	MATERIAL ON HAND, LANDSCAPE	78.95	0.00	(30.00)	(2,368.42)	100.00	7,894.74	
LS	0.00	MATERIAL ON HAND, TREE GRATES	480.35	0.00	(12.00)	(5,764.18)	39.00	18,733.60	

LS	0.00	MATERIAL ON HAND, SIGNAL ITEMS	1.00	0.00	0.00	0.00	18,345.00	18,345.00
LS	0.00	MATERIAL ON HAND, SIGNAL POLES	3292.27	0.00	0.00	0.00	11.00	36,215.00
LS	0.00	MATERIAL ON HAND, BEGA POLES	1658.60	0.00	0.00	0.00	77.00	127,712.51
LS	0.00	MATERIAL ON HAND, SIGNAL HARD	1.00	0.00	0.00	0.00	7,296.80	7,296.80
LS	0.00	MATERIAL ON HAND, BRICK PAVERS	1.00	0.00	0.00	0.00	14,082.00	14,082.00
LS	0.00	MATERIAL ON HAND, VIDEO EQUIPM	1.00	0.00	132,300.00	132,300.00	132,300.00	132,300.00

3,903,221.36	MONTH	479,360.50	TO DATE	3,028,874.16
	DEDUCTIONS	0.00	DEDUCTIONS	0.00
	SUB TOTAL	479,360.50	SUB TOTAL	3,028,874.16
	RETAINAGE		RETAINAGE	
	5%	23,968.03	5%	151,443.71
	SUB TOTAL	455,392.47	PREV PAY	2,422,037.98
			AMT DUE	455,392.47

I certify that this monthly estimate is a true representation of the work performed on this contract.


Ed Bell Construction Company

8 Jun 99
Date

Reviewed By:


Town of Addison Public Works Inspector

8 June '99
Date

Approved By:


Town of Addison Assistant City Engineer

6-8-99
Date



CONTROL: _____
PROJECT: AD-3530
HIGHWAY: _____
COUNTY: DALLAS

REQUEST FOR PAYMENT OF MATERIALS ON HAND
SUMMARY PAGE

Sheet Totals	Amount
Sheet <u>1</u> Of <u>1</u>	<u>132,300.00</u>
Sheet _____ Of _____	
Sheet _____ Of _____	
Sheet _____ Of _____	
Sheet _____ Of _____	
Sheet _____ Of _____	

GRAND TOTAL \$ 132,300.00

1. Materials are non-perishable and suitable for incorporation into the work.
2. Base and aggregates are stockpiled at a non-commercial plant (source) in the vicinity of the project. A commercial source is defined as any source that supplies Base, Aggregates, Bituminous or Concrete to the general public.
3. All materials are stored properly to prevent deterioration, contamination or intermingling of stockpiles.
4. Paid invoices are on file for any material that has been included in two estimate cycles.
5. All materials are identified and set apart for this project and have not been included in a contract for payment on any other TxDOT project.
6. Section V(A) of the TxDOT Publication "Construction Estimates" is a complete guide for materials on hand payment and shall be used to evaluate Contractor's requests.
7. The signatory hereby warrants that they have the authority to execute this request.


I certify that the quantities and values shown on this request for payment are true and correct. The materials are stored on the project site, or in TxDOT approved locations, and meet all requirements shown hereon.

INTEGRATED ROADWAY
SERVICES, INC.
10701 Shady Trl.
Dallas, Texas 75220

M. FRIEDLAND
Name (Print or Type)

CONTRACT ADMINISTRATION
Title

[Signature]
Signature



REQUEST FOR PAYMENT OF MATERIAL ON HAND

CONTRACTOR: MEL'S ELECTRIC SERVICE

Estimate Number: 025-000016-00000001

CONTRACT
PROJECT
HIGHWAY
CONTRACT

Material Description	Unit of Measure	Received This Period	Previous Quantity On Hand	Used This Period	Balance On Hand	Unit Price \$	Total Value \$
ALUMINA TEST-TUBE/CONCRETE	EA	3	0	0	3	26600.00	79800.00
WIDE CHOLEX/CONCRETE	EA	11	0	0	11	2025.00	22275.00
ALUMINA TEST-TUBE/CONCRETE	EA	1	0	0	1	138000.00	138000.00
WIDE CHOLEX/CONCRETE	EA	1	0	0	1	154800.00	154800.00
ALUMINA TEST-TUBE/CONCRETE	EA	1	0	0	1	49000.00	49000.00
WIDE CHOLEX/CONCRETE	EA	1	0	0	1	5.00	5.00
ALUMINA TEST-TUBE/CONCRETE	EA	1	0	0	1	25000.00	25000.00

Sheet 1 of 1

025-000016

Sheet Total \$1,500,000.00

ATP 501-8408
CITY 801-8097 FAX

PARADIGM

TRAFFIC SYSTEMS, INC.

PO Box 14876
Ft. Worth, TX 76157

Invoice 3425

Integrated Roadway Services, Inc.
10701 Shady Trail
Dallas, TX 75220
Attn: David Mirtakheri
Tel: 214 352 1938
Fax: 214 352 1938

SHS Integrated Roadway Services, Inc.
to: 10701 Shady Trail
Dallas, TX 75220
attn: David Mirtakheri

MAY 10 1999 REC'D

MARK: PO# 5658 Addison
PROJECT: Town of Addison Arapaho Road

DATE	SHIP	DELIVERY DATE	FREIGHT	SHIP VIA	P.O.#	TERMS	QUANTITY	
5/19/99	MF	5/7/99	PPD & Allow	Best Way	Origin	Net 30	5658-Addison	
ITEM	QTY	DESCRIPTION				PRICE	TOTAL	
		Addition area 225a 9"x12" Station						
440	1	NEMA TS-2 CONTROLLER/CABINET ASSEMBLY w/ Rack V1-900 Video Detection Systems (4-Inputs) *Does not include 2-CH Card Rack Detector Amplifiers				\$79,500.00	\$79,500.00	
441	1	VIDEO CAMERA w/ mtg brackets, cables, junction box & BNC connectors				\$2,075.00	\$2,075.00	
442	1	NEMA TS-2 CONT/CAB ASSEM. w/16ca 3-CH Det Amp. & Modem				\$13,900.00	\$13,900.00	
443	1	VIDEO TRACKING UNIT (VTU only, No Cameras, CPU, etc.)				\$15,900.00	\$15,900.00	
444	1	60 PIN I/O CABLE				N/C	N/C	
445	1	CAMERA INTERFACE PANEL				\$400.00	\$400.00	
446	1	BNC CONNECTOR				\$5.00	\$5.00	
447	1	POWER CONDITIONER FOR VTU				\$250.00	\$250.00	
						TOTAL	\$128,000.00	

"THANK YOU FOR THE ORDER! WE APPRECIATE YOUR BUSINESS."

1 - ORIGINAL ORDER

1 - COPY TO FILE

1 - COPY TO THE TO FILE

1 - COPY TO THE ORDER TO FILE

TO: Addison		
VEN/SUB. NO.		
ACCT. NO. 10000000		
P.O. NO.		
APPROVED	APPROVED	ENTERED

ED BELL CONSTRUCTION COMPANY ***** MONTHLY ESTIMATE
 JOB NO. 931
 PROJECT ARAPAH0 ROAD RECONSTRUCTION
 LOCATION ADDISON ROAD TO DALLAS NORTH TOLLWAY
 BID DATE JANUARY 15, 1998
 ENGINEER JAMES C. PIERCE, JR., P.E.
 OWNER CITY OF ADDISON

ESTIMATE N 13
 FROM APRIL 1, 1999
 TO APRIL 30, 1999

ITEM	UNIT	BID QUANTITY	DESCRIPTION	BID PRICE	TOTAL COST	QUANTITY THIS MONTH	AMOUNT	QUANTITY TO DATE	AMOUNT
101	MO	14.00	BARRICADES SIGNS & TRAFF CTRL	5000.00	70000.00	1.00	5000.00	13.00	65000.00
102	STA	37.00	PREP ROW	750.00	27750.00	2.00	1500.00	37.00	27750.00
103	SY	12764.00	REM & DISP OF EX CONC PAVE	7.50	95730.00	0.00	0.00	12327.00	92452.50
104	SF	9683.00	REM & DISP OF EX CONC SW	1.00	9683.00	0.00	0.00	9643.00	9643.00
105	CY*	13127.00	UNCLASS EXCAVATION (SCRAPER)	5.00	65635.00	599.00	2995.00	13127.00	65635.00
106	SY*	29432.00	10in REINF CONC PAVE 650#FLEX	29.65	872658.60	2178.00	64577.70	24858.00	737039.70
107	SY*	1709.00	6in REINF CONC PAVE 650# FLEX	24.00	41016.00	21.00	504.00	1392.00	33406.00
108	SY	32509.00	6in LIME STAB INCL PROOFROLLIN	1.50	48763.50	3058.78	4588.17	28951.83	43427.75
109	TN	498.00	HYDRATED LIME (30 #/SY)	100.00	49800.00	28.54	2853.60	443.23	44323.00
110	LF	13296.00	6in INTEGRAL CONC CURB 650# FLE	1.50	19944.00	1500.00	2250.00	9508.00	14262.00
111	EA	16.00	MONO MEDIAN NOSE 650# FLEX	600.00	9000.00	0.00	0.00	9.00	5400.00
112	SY	85.00	REINF CONC ISLAND 650# FLEX	35.00	2975.00	0.00	0.00	0.00	0.00
113	SF	2812.00	4in REINF CONC SW 3000#	2.45	6889.40	0.00	0.00	1500.00	3675.00
114	SY	1700.00	6in HMAC TY A DETOURS	15.00	25500.00	0.00	0.00	1247.00	18705.00
115	LF	207.00	REINF CONC ST HEADER 650# FLEX	8.00	1656.00	0.00	0.00	207.00	1656.00
116	EA	980.00	4in DIA REFLECT PAVE MARKER TY	5.00	4900.00	0.00	0.00	0.00	0.00
117	EA	32.00	4in DIA REFLECT PAVE MARKER TY	6.00	192.00	0.00	0.00	0.00	0.00
118	EA	311.00	6in X 6in REFLECT JIGGLE BARS WH	13.00	4043.00	0.00	0.00	0.00	0.00
119	EA	246.00	8in 2 WAY DUAL REFLECT PAVE MA	30.00	7380.00	0.00	0.00	0.00	0.00
120	EA	17.00	4in SQ REFLECT FIRE HYDRANT MA	10.00	170.00	0.00	0.00	0.00	0.00
121	LF	575.00	24in WIDE WHITE THERMOPLASTIC	7.00	4025.00	0.00	0.00	0.00	0.00
122	EA	26.00	THERMOPLASTIC ADVISORY MARK	250.00	6500.00	0.00	0.00	0.00	0.00
123	LF	400.00	4in WIDE TEMP LANE STRIPE	0.75	300.00	0.00	0.00	0.00	0.00
124	LF	3700.00	2in DIA PVC SCH 40 ST LIGHT COND	3.50	12950.00	0.00	0.00	2598.00	9093.00
125	EA	20.00	ST LIGHT FOUNDATION	420.00	8400.00	2.00	840.00	9.00	3780.00
126	EA	18.00	ST LIGHT PULL BOX	250.00	4500.00	0.00	0.00	0.00	0.00
127	CY	6200.00	EXCAVA, REM & DISP OF MISC FILL	5.00	31000.00	0.00	0.00	6200.00	31000.00
128	LF	85.00	6in X 12in 3000# REINF CONC BAND	15.00	975.00	0.00	0.00	0.00	0.00
129	CY	6.00	3500# REINF CONC COMBO RET WA	850.00	5100.00	0.00	0.00	0.00	0.00
130	SF	3300.00	3500# REINF CONC RET WALL	37.50	123750.00	0.00	0.00	2800.00	105000.00

STORM SEWER SCHEDULE

201	LF	46.00	15in DIA PVC SDR 35 PIPE	120.00	5520.00	0.00	0.00	46.00	5520.00
202	LF	34.00	CL III RCP 15in	41.00	1394.00	0.00	0.00	34.00	1394.00
203	LF	727.00	CL III RCP 18in	48.00	34896.00	0.00	0.00	733.00	35184.00
204	LF	156.00	CL III RCP 21in	51.00	7956.00	0.00	0.00	147.00	7497.00
205	LF	775.00	CL III RCP 24in	56.00	43400.00	0.00	0.00	775.00	43400.00
206	LF*	529.00	CL III RCP 36in	91.00	48139.00	192.00	17472.00	530.00	48230.00
207	LF*	465.00	CL III RCP 39in	105.00	48825.00	167.00	17535.00	465.00	48825.00
208	LF	162.00	CL III RCP 42in	110.00	17820.00	0.00	0.00	162.00	17820.00
209	EA	0.00	TY A MANHOLE	4000.00	0.00	0.00	0.00	0.00	0.00
210	EA	3.00	TY B MANHOLE	4500.00	13500.00	1.00	4500.00	3.00	13500.00
211	EA	1.00	DBL TY B HEADWALL 42in	2500.00	2500.00	0.00	0.00	1.00	2500.00
212	SY	290.00	2in STONE RIP RAP TY A DRY	20.00	5800.00	0.00	0.00	0.00	0.00
213	SY	156.00	SOLID SOD BERMUDA GRASS, WTR	6.00	936.00	0.00	0.00	0.00	0.00
214	SY	1435.00	HYDROMULCH BERMUDA GRASS,	3.50	5022.50	0.00	0.00	0.00	0.00
215	EA	1.00	8' STD CURB INLET	1800.00	1800.00	0.50	900.00	1.00	1800.00
216	EA	1.00	14' STD CURB INLET	3000.00	3000.00	0.50	1500.00	1.00	3000.00
217	EA	2.00	6' RECESS INLET	2000.00	4000.00	0.00	0.00	2.50	5000.00
218	EA	1.00	8' RECESS INLET	2100.00	2100.00	0.00	0.00	1.00	2100.00
219	EA	17.00	10' RECESS INLET	2400.00	40800.00	3.00	7200.00	15.00	36000.00
220	EA	2.00	12' RECESS INLET	2700.00	5400.00	0.50	1350.00	1.50	4050.00
221	EA	4.00	14' RECESS INLET	3300.00	13200.00	0.00	0.00	4.00	13200.00
222	EA	1.00	4' X 4' TY Y INLET	1600.00	1600.00	0.00	0.00	1.00	1600.00
223	LF	632.00	REM & DISP OF EX REINF CONC PIP	9.00	5688.00	472.00	4248.00	600.00	5400.00
224	EA	11.00	REM & DISP OF EX INLET	500.00	5500.00	2.00	1000.00	11.00	5500.00
225	CY	1545.00	UNCLASS CHANNEL EXCAVA	7.00	10815.00	0.00	0.00	1545.00	10815.00
226	LS	1.00	TRENCH SAFETY DESIGN (ALL UTILI	1000.00	1000.00	0.00	0.00	1.00	1000.00
227	LF	2894.00	TRENCH SAFETY PROTECTION (DR	1.10	3183.40	361.00	397.10	2894.00	3183.40
228	EA	29.00	INLET PROTECT	50.00	1450.00	0.00	0.00	0.00	0.00
229	LF	125.00	STRAW BALE DIKE	3.00	375.00	0.00	0.00	0.00	0.00
230	LF	20.00	ROCK BERM	25.00	500.00	0.00	0.00	0.00	0.00
231	LF	1050.00	SILT FENCE	1.50	1575.00	0.00	0.00	1050.00	1575.00
232	EA	4.00	STAB CONST ENTR	1000.00	4000.00	0.00	0.00	2.00	2000.00

UTILITY SCHEDULE

301	LF	20.00	4in PVC DR18 CL 150 WTR PIPE	20.00	400.00	0.00	0.00	20.00	400.00
302	LF	218.00	6in PVC DR18 CL 150 WTR PIPE	25.00	5450.00	0.00	0.00	175.00	4375.00
303	LF	1220.00	8in PVC DR18 CL 150 WTR PIPE	35.00	42700.00	0.00	0.00	1298.00	45360.00
304	EA	1.00	GATE VALVE 4in	400.00	400.00	0.00	0.00	1.00	400.00

305	EA	7.00	GATE VALVE 6in	500.00	3500.00	0.00	0.00	7.00	3500.00
306	EA	8.00	GATE VALVE 8in	700.00	5600.00	0.00	0.00	7.00	4900.00
307	EA	14.00	FIRE HYDRANT	2000.00	28000.00	0.00	0.00	13.00	26000.00
308	LF	40.00	CONC ENCASE	25.00	1000.00	0.00	0.00	40.00	1000.00
309	EA	1.00	TAPP SLEEVE & VALVE 8in X 6in	2000.00	2000.00	0.00	0.00	1.00	2000.00
310	EA	2.00	TAPP SLEEVE & VALVE 24in X 8in	4000.00	8000.00	0.00	0.00	2.00	8000.00
311	EA	1.00	TAPP SLEEVE & VALVE 12in X 6in	3000.00	3000.00	0.00	0.00	0.00	0.00
312	EA	1.00	6in WTR METER/Vault & BACKFLO	20000.00	20000.00	0.00	0.00	1.00	20000.00
313	EA	2.00	1in OR 1 1/2in WTR METER BOX & B	2000.00	4000.00	0.00	0.00	2.00	4000.00
314	EA	5.00	ADJ EX WTR VALVE COVER & STAC	125.00	625.00	0.00	0.00	0.00	0.00
315	EA	2.00	ADJ EX WTR METER BOX	125.00	250.00	0.00	0.00	0.00	0.00
316	EA	3.00	RECONNECT EX SERV	1000.00	3000.00	0.00	0.00	3.00	3000.00
317	EA	5.00	CONNECT TO EX WTR SERV	1200.00	6000.00	0.00	0.00	5.00	6000.00
318	LF	1458.00	TRENCH SAFETY (WATER)	1.20	1749.60	0.00	0.00	1491.00	1789.20
319	LS	1.00	PERFORM WTR TEST	1500.00	1500.00	0.00	0.00	0.70	1050.00
320	LF	497.00	SDR35 WWTR PIPE PVC 8in	50.00	24850.00	88.00	4400.00	497.00	24850.00
321	EA	1.00	4' DIA MH	2000.00	2000.00	1.00	2000.00	1.00	2000.00
322	EA	2.00	CONNECT TO EX MH	1200.00	2400.00	0.00	0.00	2.00	2400.00
323	EA	4.00	ADJ MH TOP	500.00	2000.00	3.00	1500.00	4.00	2000.00
324	LF	20.00	CONC ENCASE	35.00	700.00	0.00	0.00	20.00	700.00
325	LF	497.00	TRENCH SAFETY (SANITARY SEWE	1.20	596.40	88.00	105.60	497.00	596.40
326	LF	497.00	TV INSPECT OF WWTR MAIN	1.20	596.40	0.00	0.00	0.00	0.00
327	LS	1.00	PERFORM WWTR LINE & MH TEST	500.00	500.00	0.00	0.00	0.00	0.00
328	EA	2.00	2in IRRIGATION TAP, VALVE, VALVE	2500.00	5000.00	0.00	0.00	3.00	7500.00

ELECTRICAL SCHEDULE

401	LF	3141.00	SCH 40 PVC ELECT CONDUIT 2in	3.10	9737.10	1045.00	3239.50	2922.00	9056.20
402	LF	739.00	SCH 40 PVC ELECT CONDUIT 3in	5.00	3695.00	178.00	890.00	536.00	2680.00
403	LF	163.00	SCH 40 PVC ELECT CONDUIT 4in	5.20	847.60	20.00	104.00	277.00	1440.40
404	LF	70.00	SCH 40 PVC ELECT CONDUIT 4in BO	16.00	1120.00	0.00	0.00	97.00	1552.00
405	LF	1070.00	2 CONDUCT #6 XHHW ELECT WIRE	1.10	1177.00	0.00	0.00	0.00	0.00
406	LF	1891.00	#6 BARE ELECT WIRE	0.60	1134.60	0.00	0.00	0.00	0.00
407	EA	28.00	TY A PULL BOX	350.00	9800.00	1.00	350.00	1.00	350.00
408	EA	3.00	TY C PULL BOX	400.00	1200.00	0.00	0.00	0.00	0.00
409	LS	3.00	ELECT SERV CONNECT	850.00	2550.00	0.00	0.00	0.00	0.00
410	EA	10.00	TRAFF SIGN R10-12 MAST ARM MO	85.00	850.00	0.00	0.00	0.00	0.00
411	EA	2.00	TRAFF SIGN R3-8 MAST ARM MOUN	110.00	220.00	0.00	0.00	0.00	0.00
412	EA	7.00	TRAFF SIGN R3-4	110.00	770.00	0.00	0.00	0.00	0.00
413	EA	8.00	SIG POLE CONC FOUNDATION TY 3	1000.00	8000.00	1.00	1000.00	8.00	8000.00
414	EA	4.00	SIG POLE CONC FOUNDATION TY 3	1200.00	4800.00	0.00	0.00	3.00	3600.00
415	EA	3.00	CONTROLLER CABINET FOUNDATI	800.00	2400.00	2.00	1600.00	2.00	1600.00
416	EA	4.00	30in T BASE POLE W/32' MAST ARM	3800.00	15200.00	0.00	0.00	0.00	0.00
417	EA	4.00	30in T BASE POLE W/36' MAST ARM	4400.00	17600.00	0.00	0.00	0.00	0.00
418	EA	2.00	30in T BASE POLE W/40' MAST ARM	5000.00	10000.00	0.00	0.00	0.00	0.00
419	EA	1.00	30in T BASE POLE W/44' MAST ARM	5200.00	5200.00	0.00	0.00	0.00	0.00
420	EA	18.00	12in 3 SEC SIG HEAD TY V3	300.00	5400.00	0.00	0.00	0.00	0.00
421	EA	12.00	12in 4 SEC SIG HEAD TY VLT	800.00	9600.00	0.00	0.00	0.00	0.00
422	EA	10.00	12in 4 SEC SIGN HEAD TY V4RT	800.00	8000.00	0.00	0.00	0.00	0.00
423	EA	18.00	VACUUM FORM BACKPLATE 3 SEC	50.00	900.00	0.00	0.00	0.00	0.00
424	EA	22.00	VACUUM FORM BACKPLATE 4 SEC	55.00	1210.00	0.00	0.00	0.00	0.00
425	EA	18.00	3 SEC ASTRO BRAC W/29in BANDS	85.00	1530.00	0.00	0.00	0.00	0.00
426	EA	22.00	4 SEC ASTON BRAC W/29in BANDS	90.00	1980.00	0.00	0.00	0.00	0.00
427	EA	22.00	PED SIG HEAD W/MOUNTING HDWR	300.00	6600.00	0.00	0.00	0.00	0.00
428	LF	1672.00	BELDEN 8281 COAX CABLE	2.20	3678.40	0.00	0.00	0.00	0.00
429	LF	1843.00	4 CNDR OPTICOM CABLE	1.10	2027.30	0.00	0.00	0.00	0.00
430	LF	1038.00	5 CONDUCT SIG CABLE #12 AWG	1.10	1141.80	0.00	0.00	0.00	0.00
431	LF	862.00	7 CONDUCT SIG CABLE #12 AWG	1.25	1077.50	0.00	0.00	0.00	0.00
432	LF	1792.00	3 CONDUCT SIG CABLE #14 AWG	0.70	1254.40	0.00	0.00	0.00	0.00
433	LF	699.00	5 CONDUCT SIG CABLE #12 AWG	1.10	768.90	0.00	0.00	0.00	0.00
434	LF	1462.00	16 CONDUCT SIG CABLE #12 AWG	2.20	3216.40	0.00	0.00	0.00	0.00
435	EA	22.00	PED PUSH BUTTON & T10 4B SIGN	110.00	2420.00	0.00	0.00	0.00	0.00
436	EA	11.00	OPTICOM DIRECT SENSORS	600.00	6600.00	0.00	0.00	0.00	0.00
437	EA	6.00	OPTICOM DISCRIMINATOR MODULE	2000.00	12000.00	0.00	0.00	0.00	0.00
438	EA	0.00	INSTALL PORT PER INTERFACE UPL	3500.00	0.00	0.00	0.00	0.00	0.00
439	EA	0.00	FURNISH PORT PER INTERFACE UP	15000.00	0.00	0.00	0.00	0.00	0.00
440	EA	3.00	8 PH NEMA TS-2 TY 1 CTRL ASSY	35000.00	105000.00	0.00	0.00	0.00	0.00
441	EA	11.00	VIDEO CAMERA W/MOUNT HDWR	2800.00	30800.00	0.00	0.00	0.00	0.00
442	EA	0.00	TV MONITOR FURN	1000.00	0.00	0.00	0.00	0.00	0.00
443	EA	0.00	TV MONITOR INSTL	500.00	0.00	0.00	0.00	0.00	0.00
444	EA	2.00	CONNECT TO EX RR CTRL	1000.00	2000.00	0.00	0.00	0.00	0.00
445	LS	1.00	ADJ OF CITY TRAFF SIGS AT INTER	15000.00	15000.00	0.00	0.00	0.00	0.00
446	EA	1.00	CONTROLLER CABINET ASSY (BRO	17000.00	17000.00	0.00	0.00	0.00	0.00
447	EA	1.00	VIDEO TRACKING UNIT	20000.00	20000.00	0.00	0.00	0.00	0.00
448	EA	1.00	62 PIN I/O CABLE	300.00	300.00	0.00	0.00	0.00	0.00
449	EA	1.00	CAMERA INTERFACE PANEL (6 CAM	600.00	600.00	0.00	0.00	0.00	0.00
450	EA	1.00	BNC CONNECTOR	5.00	5.00	0.00	0.00	0.00	0.00
451	EA	1.00	POWER CONDITIONER FOR VTU	300.00	300.00	0.00	0.00	0.00	0.00
452	EA	2.00	UNDERGROUND SVC, PEDESTAL, A	1200.00	2400.00	0.00	0.00	0.00	0.00

LANDSCAPE SCHEDULE

501	SF*	3950.00	BRICK PAVERS ON ASPH BASE ON	10.50	41475.00	0.00	0.00	3950.00	41475.00
502	SF	9800.00	CONC PAVING (SANDBLAST)(ARAP	7.00	68600.00	0.00	0.00	9800.00	68600.00

503	SF	3490.00	CONC CROSSWALKS W/SANDBLAS	6.25	21812.50	0.00	0.00	3490.00	21812.50
504	SF*	4000.00	QUORUM DR/BRICK ON 4in CONC S	8.50	34000.00	0.00	0.00	0.00	0.00
505	SF*	8763.00	DBL ROW BRICK BAND ON CONCRE	9.00	78867.00	0.00	0.00	0.00	0.00
506	SF	44288.00	SPECIAL SW CONC DIAG PATTERN/	4.75	210368.00	12341.00	58619.75	23366.00	110988.50
507	LF*	9780.00	1/4in FIBROUS EXPAND JOINT W/BA	3.10	30316.00	1364.00	4228.40	3794.00	11761.40
508	LF	385.00	1 FT WIDE CONCRETE MEDIAN/PAV	10.00	3650.00	0.00	0.00	0.00	0.00
509	EA	77.00	BEGA LIGHT FIXTURES & POLES IN	3000.00	231000.00	4.00	12000.00	8.00	24000.00
510	LF	3500.00	3/4in SCH 40 PVC ELECTR CONDT	2.80	9800.00	223.00	624.40	2202.00	6165.60
511	LF	4000.00	1in SCH 40 PVC ELECT CONDT	2.95	11800.00	105.00	309.75	1889.00	5572.55
512	LF	1200.00	2in SCH 40 PVC CONDT SLEEVES	3.00	3600.00	0.00	0.00	10.00	30.00
513	LF	4000.00	#8 AWG ELECT SERVICE	1.00	4000.00	0.00	0.00	0.00	0.00
514	LF	10000.00	#8 AWG ELECTR WIRE	0.50	5000.00	0.00	0.00	0.00	0.00
515	LF	2800.00	#10 AWG ELECTR WIRE	0.45	1260.00	0.00	0.00	0.00	0.00
516	EA	12.00	CAST IRON ELECT JCT BOX	600.00	7200.00	0.00	0.00	0.00	0.00
517	EA	113.00	60" TREE GRATE W/CONC EDGE & B	1900.00	214700.00	16.00	30400.00	58.00	110200.00
518	EA	15.00	BOLLARD W/LIGHT FIXTURE	2900.00	46400.00	0.00	0.00	0.00	0.00
519	LF	700.00	4in PERF SCH 40 PVC FRENCH DRAI	17.00	11900.00	96.00	1632.00	776.00	13192.00
520	LF	4500.00	NON-PERF PVC PIPE CONNECTED T	15.00	67500.00	502.00	7530.00	2923.00	43845.00
521	EA	125.00	100 GAL 4in RED OAK	1000.00	125000.00	0.00	0.00	0.00	0.00
522	EA	132.00	12 FT FOSTER HOLLY	1000.00	132000.00	0.00	0.00	0.00	0.00
523	SF	504.00	ASIAN JASMINE 4in POTS, QUORUM	2.00	1008.00	0.00	0.00	0.00	0.00
524	SF	21862.00	BERMUDA SOD (TEX TURF 10)	0.50	10931.00	0.00	0.00	0.00	0.00
525	SF	2275.00	ASIAN JASMINE 4in POTS, MEDIANS	2.00	4550.00	0.00	0.00	0.00	0.00
526	EA	2.00	2in HERSEY WATER METERS W/TAP	2000.00	4000.00	0.00	0.00	0.00	0.00
527	EA	2.00	2in FEBCO 805-Y DBL CHECK VALVE	1000.00	2000.00	0.00	0.00	0.00	0.00
528	EA	1.00	RAINMASTER DX-2 STAINLESS STE	15000.00	15000.00	0.00	0.00	0.00	0.00
529	LS	1.00	ELECTRICAL SERVICE CONNECTIO	1500.00	1500.00	0.00	0.00	0.00	0.00
530	EA	214.00	RAIN-BIRD 1402 PRESS COMP BUBB	5.00	1070.00	0.00	0.00	0.00	0.00
531	EA	318.00	TORO 57DZ-40 TURF HEADS IN MED	6.00	1908.00	0.00	0.00	0.00	0.00
532	EA	227.00	TORO 570 MPR NOZZLES W/HARDIE	13.00	2951.00	0.00	0.00	0.00	0.00
533	LF	1160.00	4in SCH 40 PVC SLEEVES	5.10	5916.00	0.00	0.00	540.00	2754.00
534	LF	5260.00	2 1/2in SCH 40 PVC SLEEVES (TREE	3.10	16308.00	0.00	0.00	3235.00	10028.50
535	EA	3.00	WEATHERMATIC 11000 SERIES 1 R	100.00	300.00	0.00	0.00	0.00	0.00
536	EA	7.00	WEATHERMATIC 11000 SERIES 1 1/	150.00	1050.00	0.00	0.00	0.00	0.00
537	EA	8.00	WEATHERMATIC 11000 SERIES 2in	200.00	1600.00	0.00	0.00	0.00	0.00
538	LF	18100.00	ELECTRICAL VALVE WIRING 14 GA	0.10	1810.00	0.00	0.00	0.00	0.00
539	LF	350.00	2.5in SCH 40 PVC MAIN LINE	3.30	1155.00	0.00	0.00	0.00	0.00
540	EA	18.00	SPEARS 2in BALL VALVES	50.00	900.00	0.00	0.00	0.00	0.00
541	EA	4.00	BUCKNER 30A QCV W/VALVE BOX	200.00	800.00	0.00	0.00	0.00	0.00
542	LF	80.00	2.5in CLASS 200 PVC PIPE	3.50	280.00	0.00	0.00	0.00	0.00
543	LF	1120.00	2in CLASS 200 PVC PIPE	2.20	2464.00	0.00	0.00	0.00	0.00
544	LF	1360.00	1 1/2in PVC PIPE	2.00	2720.00	0.00	0.00	0.00	0.00
545	LF	3220.00	1 1/4in PVC PIPE	1.80	5796.00	0.00	0.00	0.00	0.00
546	LF	4000.00	1in PVC PIPE	1.70	6800.00	0.00	0.00	0.00	0.00
547	LF	3400.00	3/4in PVC PIPE	1.60	5440.00	0.00	0.00	0.00	0.00
548	EA	109.00	60" TREE GRATE, R-8838-A (DEDUCT	(300.00)	(32,700.00)	16.00	(4,800.00)	58.00	(17,400.00)
550	LF	1750.00	3/4" PVC CONDUIT TO TREE WELLS	2.95	5162.50	865.00	2551.75	665.00	2551.75

Change Order #1

CY	580.00	REM/REPL PEA GRAVEL	9.58	5364.80	0.00	0.00	560.00	5364.80
----	--------	---------------------	------	---------	------	------	--------	---------

Change Order #2

LS	1.00	ABANDON EXISTING WATER SERVIC	490.00	490.00	0.00	0.00	1.00	490.00
LS	1.00	EXPLORATION AT ADDISON/ARAPAH	1255.00	1255.00	0.00	0.00	1.00	1255.00
LS	1.00	CONNECT SWB ROOF DRAINS	700.00	700.00	0.00	0.00	1.00	700.00

Change Order #3

LS	1.00	ORANGE CONSTRUCTION FENCE	952.84	952.84	0.00	0.00	1.00	952.84
LS	1.00	LOWER IRRIGATION CONDUIT	6061.72	6061.72	0.00	0.00	1.00	6061.72

Change Order #4

551	LF	6000.00	INSTALL/REM TEMP BUTTONS	1.55	9300.00	0.00	0.00	2294.00	3555.70
-----	----	---------	--------------------------	------	---------	------	------	---------	---------

Change Order #5

552	LS	1.00	CONVERT EXISTING INLET TO MANH	3700.00	3700.00	1.00	3700.00	1.00	3700.00
553	CY	31.00	ADDITIONAL COST FOR CL K CONC	120.00	3720.00	0.00	0.00	0.00	0.00
LS	1.00	RELOCATE HYDRANT ON QUORUM	2000.00	2000.00	1.00	2000.00	1.00	2000.00	

LS	0.00	MATERIAL ON HAND, UTILITIES	1.00	0.00	0.00	0.00	0.00	0.00	0.00
LS	0.00	MATERIAL ON HAND, LANDSCAPE	78.95	0.00	0.00	0.00	0.00	130.00	10,263.16
LS	0.00	MATERIAL ON HAND, TREE GRATES	480.35	0.00	(16.00)	(7,685.58)	51.00	24,497.78	

LS	0.00	MATERIAL ON HAND, SIGNAL ITEMS	1.00	0.00	0.00	0.00	18,345.00	18,345.00
LS	0.00	MATERIAL ON HAND, SIGNAL POLES	3292.27	0.00	0.00	0.00	11.00	36,215.00
LS	0.00	MATERIAL ON HAND, BEGA POLES	1658.60	0.00	0.00	0.00	77.00	127,712.51
LS	0.00	MATERIAL ON HAND, SIGNAL HARD	1.00	0.00	0.00	0.00	7,296.80	7,296.80
LS	0.00	MATERIAL ON HAND, BRICK PAVERS	1.00	0.00	0.00	0.00	14,082.00	14,082.00

I certify that this monthly estimate is a true representation of the work performed on this contract.


 Ed Bell Construction Company


6 May 99
 Date

Reviewed By:


 Town of Addison Public Works Inspector

10 May 99
 Date

Approved By:


 Town of Addison Assistant City Engineer

5-10-99
 Date

3,903,221.36	MONTH	267,510.14	TO DATE	2,549,513.68
	DEDUCTIONS	0.00	DEDUCTIONS	0.00
	SUB TOTAL	267,510.14	SUB TOTAL	2,549,513.66
	RETAINAGE		RETAINAGE	
	5%	13,375.51	5%	127,475.68
	SUB TOTAL	254,134.63	PREV PAY	2,167,903.34
			AMT DUE	254,134.64

**TOWN OF ADDISON
PAYMENT AUTHORIZATION MEMO**

DATE 4.6.99

CLAIM # _____

CHECK AMOUNT \$ 240,239.13

Vendor No. 4129
 Vendor Name Ed Bell Construction Co.
 Address P.O. Box 540787
 Address Dallas
 Address TX
 Zip Code 75354-0787

INVOICE # OR DESCRIPTION	FUND	DEPT	OBJ	PROJ	SAC	AMOUNT
	(00)	(000)	(00000)	(00000)	(000)	(0000.00)
Estimate 12	41	000	58210	42302		240239.13
TOTAL						\$240239.13

EXPLANATION Arapaho Road reconstruction Addison Rd to Dallas North Tollway

RECEIVED
 APR 07 1999
 TOWN OF ADDISON
 ACCOUNTING

[Signature]
 AUTHORIZED SIGNATURE

[Signature]
 FINANCE

ED BELL CONSTRUCTION COMPANY

POST OFFICE BOX 540787
DALLAS, TEXAS 75354-0787

10605 HARRY HINES
DALLAS, TEXAS 75220

April 5, 1999

Mr. James C. Pierce, Jr., P.E.
Assistant City Engineer
Town of Addison
P.O. Box 144
Addison, Texas 75001


Re: Arapaho Road Reconstruction
Addison Road to Dallas North Tollway
Town of Addison

Dear Mr. Pierce:

Enclosed for you review is our billing on the referenced project through March 31, 1999. This billing includes a request for payment for an additional \$14,082.00 worth of material on hand for brick pavers that have not been incorporated into the work. The pavers are currently stored on the job site and are available for your inspection. Attached for your records are the invoices from Metro Brick Company that support this request for payment.

If you have any questions regarding this billing, please contact our office.

Sincerely,
Ed Bell Construction Company


Robert D. Weber
Project Engineer

ED BELL CONSTRUCTION COMPANY ***** MONTHLY ESTIMATE

JOB NO. 931

ESTIMATE N

12

PROJECT_ ARAPAHO ROAD RECONSTRUCTION

LOCATION ADDISON ROAD TO DALLAS NORTH TOLLWAY

FROM

MARCH 1, 1999

BID DATE_ JANUARY 15, 1998

TO

MARCH 31, 1999

ENGINEER JAMES C. PIERCE, JR., P.E.

OWNER_ CITY OF ADDISON

ITEM	UNIT	BID	DESCRIPTION	BID	TOTAL	QUANTITY	AMOUNT	QUANTITY	AMOUNT
		QUANTITY		PRICE	COST	THIS MONTH		TO DATE	
101	MO	14.00	BARRICADES SIGNS & TRAFF CTRL	5000.00	70000.00	1.00	5000.00	12.00	60000.00
102	STA	37.00	PREP ROW	750.00	27750.00	1.00	750.00	35.00	26250.00
103	SY	12764.00	REM & DISP OF EX CONC PAVE	7.50	95730.00	1800.00	13500.00	12327.00	92452.50
104	SF	9683.00	REM & DISP OF EX CONC SW	1.00	9683.00	1113.00	1113.00	9643.00	9643.00
105	CY*	13127.00	UNCLASS EXCAVATION (SCRAPER)	5.00	65635.00	0.00	0.00	12528.00	62640.00
106	SY*	29432.00	10in REINF CONC PAVE 650# FLEX	29.65	872658.80	3500.00	103775.00	22680.00	672462.00
107	SY*	1709.00	6in REINF CONC PAVE 650# FLEX	24.00	41016.00	0.00	0.00	1371.00	32904.00
108	SY	32509.00	6in LIME STAB INCL PROOFROLLIN	1.50	48763.50	4691.71	7037.57	25893.05	38839.58
109	TN	488.00	HYDRATED LIME (30 #/SY)	100.00	48800.00	71.36	7136.40	414.69	41469.40
110	LF	13296.00	6in INTEGRAL CONC CURB 650# FLE	1.50	19944.00	1000.00	1500.00	8008.00	12012.00
111	EA	15.00	MONO MEDIAN NOSE 650# FLEX	600.00	9000.00	0.00	0.00	9.00	5400.00
112	SY	85.00	REINF CONC ISLAND 650# FLEX	35.00	2975.00	0.00	0.00	0.00	0.00
113	SF	2812.00	4in REINF CONC SW 3000#	2.45	6889.40	0.00	0.00	1500.00	3675.00
114	SY	1700.00	6in HMAC TY A DETOURS	15.00	25500.00	0.00	0.00	1247.00	18705.00
115	LF	207.00	REINF CONC ST HEADER 650# FLEX	8.00	1656.00	65.00	520.00	207.00	1656.00
116	EA	980.00	4in DIA REFLECT PAVE MARKER TY	5.00	4900.00	0.00	0.00	0.00	0.00
117	EA	32.00	4in DIA REFLECT PAVE MARKER TY	6.00	192.00	0.00	0.00	0.00	0.00
118	EA	311.00	6in X 6in REFLECT JIGGLE BARS WH	13.00	4043.00	0.00	0.00	0.00	0.00
119	EA	246.00	8in 2 WAY DUAL REFLECT PAVE MA	30.00	7380.00	0.00	0.00	0.00	0.00
120	EA	17.00	4in SQ REFLECT FIRE HYDRANT MA	10.00	170.00	0.00	0.00	0.00	0.00
121	LF	575.00	24in WIDE WHITE THERMOPLASTIC	7.00	4025.00	0.00	0.00	0.00	0.00
122	EA	26.00	THERMOPLASTIC ADVISORY MARK	250.00	6500.00	0.00	0.00	0.00	0.00
123	LF	400.00	4in WIDE TEMP LANE STRIPE	0.75	300.00	0.00	0.00	0.00	0.00
124	LF	3700.00	2in DIA PVC SCH 40 ST LIGHT COND	3.50	12950.00	0.00	0.00	2598.00	9093.00
125	EA	20.00	ST LIGHT FOUNDATION	420.00	8400.00	0.00	0.00	7.00	2940.00
126	EA	18.00	ST LIGHT PULL BOX	250.00	4500.00	0.00	0.00	0.00	0.00
127	CY	6200.00	EXCAVA, REM & DISP OF MISC FILL	5.00	31000.00	0.00	0.00	6200.00	31000.00
128	LF	65.00	6in X 12in 3000# REINF CONC BAND	15.00	975.00	0.00	0.00	0.00	0.00
129	CY	8.00	3600# REINF CONC COMBO RET WA	850.00	6800.00	0.00	0.00	0.00	0.00
130	SF	3300.00	3600# REINF CONC RET WALL	37.50	123750.00	0.00	0.00	2800.00	105000.00

STORM SEWER SCHEDULE

201	LF	46.00	15in DIA PVC SDR 35 PIPE	120.00	5520.00	0.00	0.00	46.00	5520.00
202	LF	34.00	CL III RCP 15in	41.00	1394.00	0.00	0.00	34.00	1394.00
203	LF	727.00	CL III RCP 18in	48.00	34896.00	31.00	1488.00	733.00	35184.00
204	LF	156.00	CL III RCP 21in	51.00	7956.00	60.00	3060.00	147.00	7497.00
205	LF	775.00	CL III RCP 24in	56.00	43400.00	0.00	0.00	775.00	43400.00
206	LF	529.00	CL III RCP 36in	91.00	48139.00	190.00	17290.00	338.00	30758.00
207	LF	465.00	CL III RCP 39in	105.00	48925.00	16.00	1680.00	298.00	31290.00
208	LF	162.00	CL III RCP 42in	110.00	17820.00	0.00	0.00	162.00	17820.00
209	EA	1.00	TY A MANHOLE	4000.00	4000.00	0.00	0.00	0.00	0.00
210	EA	3.00	TY B MANHOLE	4500.00	13500.00	0.00	0.00	2.00	9000.00
211	EA	1.00	DBL TY B HEADWALL 42in	2500.00	2500.00	0.00	0.00	1.00	2500.00
212	SY	290.00	2in STONE RIP RAP TY A DRY	20.00	5800.00	0.00	0.00	0.00	0.00
213	SY	156.00	SOLID SOD BERMUDA GRASS, WTR	6.00	936.00	0.00	0.00	0.00	0.00
214	SY	1435.00	HYDROMULCH BERMUDA GRASS,	3.50	5022.50	0.00	0.00	0.00	0.00
215	EA	1.00	6' STD CURB INLET	1800.00	1800.00	0.00	0.00	0.50	900.00
216	EA	1.00	14' STD CURB INLET	3000.00	3000.00	0.50	1500.00	0.50	1500.00
217	EA	2.00	6' RECESS INLET	2000.00	4000.00	0.50	1000.00	2.50	5000.00
218	EA	1.00	8' RECESS INLET	2100.00	2100.00	0.00	0.00	1.00	2100.00
219	EA	17.00	10' RECESS INLET	2400.00	40800.00	1.00	2400.00	12.00	28800.00
220	EA	2.00	12' RECESS INLET	2700.00	5400.00	0.00	0.00	1.00	2700.00
221	EA	4.00	14' RECESS INLET	3300.00	13200.00	0.00	0.00	4.00	13200.00
222	EA	1.00	4' X 4' TY Y INLET	1600.00	1600.00	0.00	0.00	1.00	1600.00
223	LF	632.00	REM & DISP OF EX REINF CONC PIP	9.00	5688.00	0.00	0.00	128.00	1152.00
224	EA	12.00	REM & DISP OF EX INLET	500.00	6000.00	1.00	500.00	9.00	4500.00
225	CY	1545.00	UNCLASS CHANNEL EXCAVA	7.00	10815.00	0.00	0.00	1545.00	10815.00
226	LS	1.00	TRENCH SAFETY DESIGN (ALL UTILI	1000.00	1000.00	0.00	0.00	1.00	1000.00
227	LF	2894.00	TRENCH SAFETY PROTECTION (DR	1.10	3183.40	297.00	326.70	2533.00	2786.30
228	EA	29.00	INLET PROTECT	50.00	1450.00	0.00	0.00	0.00	0.00
229	LF	125.00	STRAW BALE DIKE	3.00	375.00	0.00	0.00	0.00	0.00
230	LF	20.00	ROCK BERM	25.00	500.00	0.00	0.00	0.00	0.00
231	LF	1050.00	SILT FENCE	1.50	1575.00	0.00	0.00	1050.00	1575.00
232	EA	4.00	STAB CONST ENTR	1000.00	4000.00	0.00	0.00	2.00	2000.00

UTILITY SCHEDULE

301	LF	20.00	4in PVC DR18 CL 150 WTR PIPE	20.00	400.00	0.00	0.00	20.00	400.00
302	LF	218.00	6in PVC DR18 CL 150 WTR PIPE	25.00	5450.00	0.00	0.00	175.00	4375.00
303	LF	1220.00	8in PVC DR18 CL 150 WTR PIPE	35.00	42700.00	0.00	0.00	1296.00	45360.00
304	EA	1.00	GATE VALVE 4in	400.00	400.00	0.00	0.00	1.00	400.00

305	EA	7.00	GATE VALVE 6in	500.00	3500.00	0.00	0.00	7.00	3500.00
306	EA	8.00	GATE VALVE 8in	700.00	5600.00	0.00	0.00	7.00	4900.00
307	EA	14.00	FIRE HYDRANT	2000.00	28000.00	0.00	0.00	13.00	26000.00
308	LF	40.00	CONC ENCASE	25.00	1000.00	0.00	0.00	40.00	1000.00
309	EA	1.00	TAPP SLEEVE & VALVE 8in X 6in	2000.00	2000.00	0.00	0.00	1.00	2000.00
310	EA	2.00	TAPP SLEEVE & VALVE 24in X 8in	4000.00	8000.00	0.00	0.00	2.00	8000.00
311	EA	1.00	TAPP SLEEVE & VALVE 12in X 6in	3000.00	3000.00	0.00	0.00	0.00	0.00
312	EA	1.00	6in WTR METER/VAULT & BACKFLO	20000.00	20000.00	0.00	0.00	1.00	20000.00
313	EA	2.00	1in OR 1 1/2in WTR METER BOX & B	2000.00	4000.00	0.00	0.00	2.00	4000.00
314	EA	5.00	ADJ EX WTR VALVE COVER & STAC	125.00	625.00	0.00	0.00	0.00	0.00
315	EA	2.00	ADJ EX WTR METER BOX	125.00	250.00	0.00	0.00	0.00	0.00
316	EA	3.00	RECONNECT EX SERV	1000.00	3000.00	0.00	0.00	3.00	3000.00
317	EA	5.00	CONNECT TO EX WTR SERV	1200.00	6000.00	0.00	0.00	5.00	6000.00
316	LF	1458.00	TRENCH SAFETY (WATER)	1.20	1749.60	0.00	0.00	1491.00	1789.20
319	LS	1.00	PERFORM WTR TEST	1500.00	1500.00	0.00	0.00	0.70	1050.00
320	LF	497.00	SDR35 WWTR PIPE PVC 8in	50.00	24850.00	0.00	0.00	409.00	20450.00
321	EA	1.00	4' DIA MH	2000.00	2000.00	0.00	0.00	0.00	0.00
322	EA	2.00	CONNECT TO EX MH	1200.00	2400.00	0.00	0.00	2.00	2400.00
323	EA	4.00	ADJ MH TOP	500.00	2000.00	0.00	0.00	1.00	500.00
324	LF	20.00	CONC ENCASE	35.00	700.00	0.00	0.00	20.00	700.00
325	LF	497.00	TRENCH SAFETY (SANITARY SEWE)	1.20	596.40	0.00	0.00	409.00	490.80
326	LF	497.00	TV INSPECT OF WWTR MAIN	1.20	596.40	0.00	0.00	0.00	0.00
327	LS	1.00	PERFORM WWTR LINE & MH TEST	500.00	500.00	0.00	0.00	0.00	0.00
328	EA	2.00	2in IRRIGATION TAP, VALVE, VALVE	2500.00	5000.00	0.00	0.00	3.00	7500.00

ELECTRICAL SCHEDULE

401	LF	3141.00	SCH 40 PVC ELECT CONDUIT 2in	3.10	9737.10	0.00	0.00	1877.00	5818.70
402	LF	739.00	SCH 40 PVC ELECT CONDUIT 3in	5.00	3895.00	0.00	0.00	358.00	1790.00
403	LF	163.00	SCH 40 PVC ELECT CONDUIT 4in	5.20	847.60	50.00	260.00	257.00	1336.40
404	LF	70.00	SCH 40 PVC ELECT CONDUIT 4in BO	16.00	1120.00	97.00	1552.00	97.00	1552.00
405	LF	1070.00	2 CONDUCT #6 XHHW ELECT WIRE	1.10	1177.00	0.00	0.00	0.00	0.00
406	LF	1891.00	#6 BARE ELECT WIRE	0.60	1134.60	0.00	0.00	0.00	0.00
407	EA	28.00	TY A PULL BOX	350.00	9800.00	0.00	0.00	0.00	0.00
408	EA	3.00	TY C PULL BOX	400.00	1200.00	0.00	0.00	0.00	0.00
409	LS	3.00	ELECT SERV CONNECT	850.00	2550.00	0.00	0.00	0.00	0.00
410	EA	10.00	TRAFF SIGN R10-12 MAST ARM MO	85.00	850.00	0.00	0.00	0.00	0.00
411	EA	2.00	TRAFF SIGN R3-8 MAST ARM MOUN	110.00	220.00	0.00	0.00	0.00	0.00
412	EA	7.00	TRAFF SIGN R3-4	110.00	770.00	0.00	0.00	0.00	0.00
413	EA	8.00	SIG POLE CONC FOUNDATION TY 3	1000.00	8000.00	3.00	3000.00	7.00	7000.00
414	EA	4.00	SIG POLE CONC FOUNDATION TY 3	1200.00	4800.00	1.00	1200.00	3.00	3600.00
415	EA	3.00	CONTROLLER CABINET FOUNDATI	800.00	2400.00	0.00	0.00	0.00	0.00
416	EA	4.00	30in T BASE POLE W/32' MAST ARM	3800.00	15200.00	0.00	0.00	0.00	0.00
417	EA	4.00	30in T BASE POLE W/36' MAST ARM	4400.00	17600.00	0.00	0.00	0.00	0.00
418	EA	2.00	30in T BASE POLE W/40' MAST ARM	5000.00	10000.00	0.00	0.00	0.00	0.00
419	EA	1.00	30in T BASE POLE W/44' MAST ARM	5200.00	5200.00	0.00	0.00	0.00	0.00
420	EA	18.00	12in 3 SEC SIG HEAD TY V3	300.00	5400.00	0.00	0.00	0.00	0.00
421	EA	12.00	12in 4 SEC SIG HEAD TY VLT	800.00	9600.00	0.00	0.00	0.00	0.00
422	EA	10.00	12in 4 SEC SIGN HEAD TY V4RT	600.00	8000.00	0.00	0.00	0.00	0.00
423	EA	18.00	VACUUM FORM BACKPLATE 3 SEC	50.00	900.00	0.00	0.00	0.00	0.00
424	EA	22.00	VACUUM FORM BACKPLATE 4 SEC	55.00	1210.00	0.00	0.00	0.00	0.00
425	EA	18.00	3 SEC ASTRO BRAC W/29in BANDS	85.00	1530.00	0.00	0.00	0.00	0.00
426	EA	22.00	4 SEC ASTON BRAC W/29in BANDS	90.00	1980.00	0.00	0.00	0.00	0.00
427	EA	22.00	PED SIG HEAD W/MOUNTING HDWR	300.00	6600.00	0.00	0.00	0.00	0.00
428	LF	1872.00	BELDEN 8281 COAX CABLE	2.20	3678.40	0.00	0.00	0.00	0.00
429	LF	1843.00	4 CNDR OPTICOM CABLE	1.10	2027.30	0.00	0.00	0.00	0.00
430	LF	1038.00	5 CONDUCT SIG CABLE #12 AWG	1.10	1141.80	0.00	0.00	0.00	0.00
431	LF	862.00	7 CONDUCT SIG CABLE #12 AWG	1.25	1077.50	0.00	0.00	0.00	0.00
432	LF	1792.00	3 CONDUCT SIG CABLE #14 AWG	0.70	1254.40	0.00	0.00	0.00	0.00
433	LF	699.00	5 CONDUCT SIG CABLE #12 AWG	1.10	768.90	0.00	0.00	0.00	0.00
434	LF	1462.00	16 CONDUCT SIG CABLE #12 AWG	2.20	3216.40	0.00	0.00	0.00	0.00
435	EA	22.00	PED PUSH BUTTON & T10 4B SIGN	110.00	2420.00	0.00	0.00	0.00	0.00
436	EA	11.00	OPTICOM DIRECT SENSORS	600.00	6600.00	0.00	0.00	0.00	0.00
437	EA	6.00	OPTICOM DISCRIMINATOR MODULE	2000.00	12000.00	0.00	0.00	0.00	0.00
438	EA	0.00	INSTALL PORT PER INTERFACE UPL	3500.00	0.00	0.00	0.00	0.00	0.00
439	EA	0.00	FURNISH PORT PER INTERFACE UP	15000.00	0.00	0.00	0.00	0.00	0.00
440	EA	3.00	8 PH NEMA TS-2 TY 1 CTRL ASSY	35000.00	105000.00	0.00	0.00	0.00	0.00
441	EA	11.00	VIDEO CAMERA W/MOUNT HDWR	2800.00	30800.00	0.00	0.00	0.00	0.00
442	EA	0.00	TV MONITOR FURN	1000.00	0.00	0.00	0.00	0.00	0.00
443	EA	0.00	TV MONITOR INSTL	500.00	0.00	0.00	0.00	0.00	0.00
444	EA	2.00	CONNECT TO EX RR CTRL	1000.00	2000.00	0.00	0.00	0.00	0.00
445	LS	1.00	ADJ OF CITY TRAFF SIGS AT INTER	15000.00	15000.00	0.00	0.00	0.00	0.00
446	EA	1.00	CONTROLLER CABINET ASSY (BRO	17000.00	17000.00	0.00	0.00	0.00	0.00
447	EA	1.00	VIDEO TRACKING UNIT	20000.00	20000.00	0.00	0.00	0.00	0.00
448	EA	1.00	62 PIN I/O CABLE	300.00	300.00	0.00	0.00	0.00	0.00
449	EA	1.00	CAMERA INTERFACE PANEL (6 CAM	600.00	600.00	0.00	0.00	0.00	0.00
450	EA	1.00	BNC CONNECTOR	5.00	5.00	0.00	0.00	0.00	0.00
451	EA	1.00	POWER CONDITIONER FOR VTU	300.00	300.00	0.00	0.00	0.00	0.00
452	EA	2.00	UNDERGROUND SVC, PEDESTAL, A	1200.00	2400.00	0.00	0.00	0.00	0.00

LANDSCAPE SCHEDULE

501	SF*	3950.00	BRICK PAVERS ON ASPH BASE ON	10.50	41475.00	0.00	0.00	3950.00	41475.00
502	SF	9800.00	CONC PAVING (SANDBLAST)ARAP	7.00	68600.00	0.00	0.00	9800.00	68600.00

503	SF	3490.00	CONC CROSSWALKS W/SANDBLAS	6.25	21812.50	0.00	0.00	3490.00	21812.50
504	SF*	4000.00	QUORUM DR/BRICK ON 4in CONC S	8.50	34000.00	0.00	0.00	0.00	0.00
505	SF*	8763.00	DBL ROW BRICK BAND ON CONCRE	9.00	78867.00	0.00	0.00	0.00	0.00
506	SF	44288.00	SPECIAL SW CONC DIAG PATTERN/	4.75	210368.00	4525.00	21493.75	11025.00	52368.75
507	LF*	9780.00	1/4in FIBROUS EXPAND JOINT W/BA	3.10	30318.00	2250.00	6975.00	2430.00	7533.00
508	LF	385.00	1 FT WIDE CONCRETE MEDIAN/PAV	10.00	3850.00	0.00	0.00	0.00	0.00
509	EA	77.00	BEGA LIGHT FIXTURES & POLES IN	3000.00	231000.00	2.50	7500.00	4.00	12000.00
510	LF	3500.00	3/4in SCH 40 PVC ELECTR CONDT	2.80	9800.00	10.00	28.00	1979.00	5541.20
511	LF	4000.00	1in SCH 40 PVC ELECT CONDT	2.95	11800.00	50.00	147.50	1784.00	5262.80
512	LF	1200.00	2in SCH 40 PVC CONDT SLEEVES	3.00	3600.00	0.00	0.00	10.00	30.00
513	LF	4000.00	#6 AWG ELECT SERVICE	1.00	4000.00	0.00	0.00	0.00	0.00
514	LF	10000.00	#6 AWG ELECTR WIRE	0.50	5000.00	0.00	0.00	0.00	0.00
515	LF	2800.00	#10 AWG ELECTR WIRE	0.45	1260.00	0.00	0.00	0.00	0.00
516	EA	12.00	CAST IRON ELECT JCT BOX	600.00	7200.00	0.00	0.00	0.00	0.00
517	EA	113.00	60" TREE GRATE W/CONC EDGE & B	1900.00	214700.00	21.00	39900.00	42.00	79800.00
518	EA	16.00	BOLLARD W/LIGHT FIXTURE	2700.00	43200.00	0.00	0.00	0.00	0.00
519	LF	700.00	4in PERF SCH 40 PVC FRENCH DRAI	17.00	11900.00	0.00	0.00	680.00	11560.00
520	LF	4500.00	NON-PERF PVC PIPE CONNECTED T	15.00	67500.00	0.00	0.00	2421.00	36315.00
521	EA	125.00	100 GAL 4in RED OAK	1000.00	125000.00	0.00	0.00	0.00	0.00
522	EA	132.00	12 FT FOSTER HOLLY	1000.00	132000.00	0.00	0.00	0.00	0.00
523	SF	504.00	ASIAN JASMINE 4in POTS, QUORUM	2.00	1008.00	0.00	0.00	0.00	0.00
524	SF	21862.00	BERMUDA SOD (TEX TURF 10)	0.50	10931.00	0.00	0.00	0.00	0.00
525	SF	2275.00	ASIAN JASMINE 4in POTS, MEDIANS	2.00	4550.00	0.00	0.00	0.00	0.00
526	EA	2.00	2in HERSEY WATER METERS W/TAP	2000.00	4000.00	0.00	0.00	0.00	0.00
527	EA	2.00	2in FEBCO 805-Y DBL CHECK VALVE	1000.00	2000.00	0.00	0.00	0.00	0.00
528	EA	1.00	RAINMASTER DX-2 STAINLESS STE	15000.00	15000.00	0.00	0.00	0.00	0.00
529	LS	1.00	ELECTRICAL SERVICE CONNECTIO	1500.00	1500.00	0.00	0.00	0.00	0.00
530	EA	214.00	RAIN-BIRD 1402 PRESS COMP BUBB	5.00	1070.00	0.00	0.00	0.00	0.00
531	EA	318.00	TORO 57OZ-40 TURF HEADS IN MED	6.00	1908.00	0.00	0.00	0.00	0.00
532	EA	227.00	TORO 570 MPR NOZZLES WHARDIE	13.00	2951.00	0.00	0.00	0.00	0.00
533	LF	1160.00	4in SCH 40 PVC SLEEVES	5.10	5916.00	0.00	0.00	540.00	2754.00
534	LF	5260.00	2 1/2in SCH 40 PVC SLEEVES (TREE	3.10	16306.00	0.00	0.00	3235.00	10028.50
535	EA	3.00	WEATHERMATIC 11000 SERIES 1 R	100.00	300.00	0.00	0.00	0.00	0.00
536	EA	7.00	WEATHERMATIC 11000 SERIES 1 1/	150.00	1050.00	0.00	0.00	0.00	0.00
537	EA	8.00	WEATHERMATIC 11000 SERIES 2in	200.00	1600.00	0.00	0.00	0.00	0.00
538	LF	18100.00	ELECTRICAL VALVE WIRING 14 GA	0.10	1810.00	0.00	0.00	0.00	0.00
539	LF	350.00	2.5in SCH 40 PVC MAIN LINE	3.30	1155.00	0.00	0.00	0.00	0.00
540	EA	18.00	SPEARS 2in BALL VALVES	50.00	900.00	0.00	0.00	0.00	0.00
541	EA	4.00	BUCKNER 30A QCV W/VALVE BOX	200.00	800.00	0.00	0.00	0.00	0.00
542	LF	80.00	2.5in CLASS 200 PVC PIPE	3.50	280.00	0.00	0.00	0.00	0.00
543	LF	1120.00	2in CLASS 200 PVC PIPE	2.20	2464.00	0.00	0.00	0.00	0.00
544	LF	1360.00	1 1/2in PVC PIPE	2.00	2720.00	0.00	0.00	0.00	0.00
545	LF	3220.00	1 1/4in PVC PIPE	1.80	5796.00	0.00	0.00	0.00	0.00
546	LF	4000.00	1in PVC PIPE	1.70	6800.00	0.00	0.00	0.00	0.00
547	LF	3400.00	3/4in PVC PIPE	1.60	5440.00	0.00	0.00	0.00	0.00
548	EA	109.00	60" TREE GRATE, R-8838-A (DEDUCT	(300.00)	(32,700.00)	21.00	(6,300.00)	42.00	(12,600.00)
550	LF	1750.00	3/4" PVC CONDUIT TO TREE WELLS	2.95	5162.50	0.00	0.00	0.00	0.00

Change Order #1

CY	560.00	REM/REPL PEA GRAVEL	9.58	5364.80	0.00	0.00	560.00	5364.80
----	--------	---------------------	------	---------	------	------	--------	---------

Change Order #2

LS	1.00	ABANDON EXISTING WATER SERVIC	490.00	490.00	0.00	0.00	1.00	490.00
LS	1.00	EXPLORATION AT ADDISON/ARAPAH	1255.00	1255.00	0.00	0.00	1.00	1255.00
LS	1.00	CONNECT SWB ROOF DRAINS	700.00	700.00	0.00	0.00	1.00	700.00

Change Order #3

LS	1.00	ORANGE CONSTRUCTION FENCE	952.84	952.84	0.00	0.00	1.00	952.84
LS	1.00	LOWER IRRIGATION CONDUIT	6061.72	6061.72	0.00	0.00	1.00	6061.72


Change Order #4

551	LF	6000.00	INSTALL/REM TEMP BUTTONS	1.55	9300.00	2294.00	3555.70	2294.00	3555.70
-----	----	---------	--------------------------	------	---------	---------	---------	---------	---------

LS	0.00	MATERIAL ON HAND, UTILITIES	1.00	0.00	0.00	0.00	0.00	0.00	0.00
LS	0.00	MATERIAL ON HAND, LANDSCAPE	78.96	0.00	0.00	0.00	130.00	10,263.16	
LS	0.00	MATERIAL ON HAND, TREE GRATES	480.35	0.00	(21.00)	(10,087.32)	67.00	32,183.36	

LS	0.00	MATERIAL ON HAND, SIGNAL ITEMS	1.00	0.00	0.00	0.00	18,345.00	18,345.00
LS	0.00	MATERIAL ON HAND, SIGNAL POLES	3292.27	0.00	0.00	0.00	11.00	36,216.00
LS	0.00	MATERIAL ON HAND, BEGA POLES	1658.60	0.00	0.00	0.00	77.00	127,712.51
LS	0.00	MATERIAL ON HAND, SIGNAL HARD	1.00	0.00	0.00	0.00	7,296.80	7,296.80
LS	0.00	MATERIAL ON HAND, BRICK PAVERS	1.00	0.00	14,082.00	14,082.00	14,082.00	14,082.00

I certify that this monthly estimate is a true representation of the work performed on this contract.


 Ed Bell Construction Company

5 Apr 99
 Date

3,895,101.35	MONTH	252,883.30	TO DATE	2,282,003.52
	DEDUCTIONS	0.00	DEDUCTIONS	0.00
	SUB TOTAL	252,883.30	SUB TOTAL	2,282,003.52
	RETAINAGE		RETAINAGE	
	5%	12,644.17	5%	114,100.18
	SUB TOTAL	240,239.13	PREV PAY	1,927,864.21
			AMT DUE	240,239.13

Reviewed By:


 Town of Addison Public Works Inspector

6 Apr '99
 Date

Approved By:


 Town of Addison Assistant City Engineer

4/6/99
 Date



15301 Addison Rd.
DALLAS, TEXAS 75248
(972) 991-4488
FAX (972) 991-6769



Invoice

Invoice Number:
9549

Invoice Date:

Feb 11, 1999

Page:

1

Sold To:
PAVER CONSTRUCTION CO.
P. O. BOX 1087
CEDAR HILL, TX 75104
972-299-2258 FX

Ship To:
ARAPAHO RD. *Reconstruction*
ADDISON, TX
8-26

Customer ID PAVER	Customer PO 3339	Payment Terms Net 15 Days
Sales Rep ID SELF	Shipping Method JOE TO UNLOAD	Ship Date 2/10/99
		Due Date 2/26/99

Quantity	Item	Description	Unit Price	Extension
7,600.00	PIN-RED FLASH	PINE HALL 2 3/4 X 4 X 8 CHAMFERED EDGE VEHICULAR PAVER 450 PER/PALLET	0.600	
	GLE-AUTUMN	AUTUMN HAZE (RED)-GARDEN PAVER 475/CUBE 6 LBS PGE FLA GLE A RED	0.330	2,508.00

RECEIVED
2/12/99


2/12-99 -> RD verified quantity

NET 15 DAYS	Check No.	Subtotal	2,508.00
HOLD 45 DAYS		Sales Tax	
LIEN 60 DAYS		Total Invoice Amount	2,508.00
		Payment Received	0.00
		TOTAL	2,508.00

IMPORTANT: DELINQUENT ACCOUNTS ARE SUBJECT TO LEGAL INTEREST RATES AND ATTORNEY FEES.
Please print and return original to our office and keep copy for your file.



15301 Addison Rd.
DALLAS, TEXAS 75248
(972) 991-4488
FAX (972) 991-6769



Invoice

Invoice Number:

9579

Invoice Date:

Feb 12, 1999

Page:

1

Sold To:
PAVER CONSTRUCTION CO.
P. O. BOX 1087
CEDAR HILL, TX 75104
972-299-2258 EX

Ship To:
ARAPAHO RD Reconstruction
ADDISON, TX
8-26 35

Customer ID	Customer PO	Payment Terms	
PAVER	3339	Net 15 Days	
Sales Rep ID	Shipping Method	Ship Date	Due Date
SELF	JOE UNLOAD	2/12/99	2/27/99

Quantity	Item	Description	Unit Price	Extension
600.00	PIN-RED ELASH	PINE HALL 2 3/4 x 4 x 8 CHAMFERED EDGE VEHICULAR PAVER 150 PER/PALLET	0.600	
	GLE-AUTUMN	AUTUMN HAZE (RED) -GARDEN PAVER 475/CUBE 6 LBS PGE FLA GLE A RED	0.330	2,508.00

2-17-99 → R.D. verified quantity via phone (JB)

NET 15 DAYS
HOLD 45 DAYS
LIEN 60 DAYS

Check No.

RECEIVED
2-17-99


Subtotal	2,508.00
Sales Tax	
Total Invoice Amount	2,508.00
Payment Received	0.00
TOTAL	2,508.00

IMPORTANT: DELINQUENT ACCOUNTS ARE SUBJECT TO LEGAL INTEREST RATES AND ATTORNEY FEES.

Please sign and return original to our office and keep copy for your file.



15301 Addison Rd.
DALLAS, TEXAS 75248
(972) 991-4488
FAX (972) 991-6769



Invoice

Invoice Number:
9571

Invoice Date:
Feb 15, 1999

Page:
1

Sold To:
PAVER CONSTRUCTION CO.
P. O. BOX 1087
CEDAR HILL, TX 75104
972-299-2258 FX

Ship To:
RECONSTRUCTION
ADDISON, TX
8-26

Customer ID PAVER	Customer PO 3339	Payment Terms Net 15 Days
Sales Rep ID SELE	Shipping Method JOE UNLOADED	Ship Date 2/11/99
		Due Date 3/2/99

Quantity	Item	Description	Unit Price	Extension
7,600.00	PIN-RED ELASH GLE-AUTUMN	PINE HALL 2 3/4 X 4 X 8 CHAMFERED EDGE VEHICULAR PAVER 450 PER/PALLET AUTUMN HAZE (RED) - GARDEN PAVER 475/CUBE 6 LBS PGE FLA GLE A RED	0.600 0.330	2,508.00

2-17-99 → R.D. verified quantity via phone (JB)

NET 15 DAYS
HOLD 45 DAYS
LIEN 60 DAYS

Check No.



Subtotal	2,508.00
Sales Tax	
Total Invoice Amount	2,508.00
Payment Received	0.00
TOTAL	2,508.00



15301 Addison Rd.
DALLAS, TEXAS 75248
(972) 991-4488
FAX (972) 991-6769



Invoice

Invoice Number:
9561

Invoice Date:
Feb 15, 1999

Page:
1

Sold To:
PAVER CONSTRUCTION CO.
P. O. BOX 1087
CEDAR HILL, TX 75104
972-299-2258 FX

Ship To:
ARREPARO RD. Reconstruction
ADDISON, TX
8-26

Customer ID PAVER	Customer PO 3339	Payment Terms Net 15 Days
Sales Rep ID SELF	Shipping Method ROY UNLOADED	Ship Date 2/11/99
		Due Date 3/2/99

Quantity	Item	Description	Unit Price	Extension
6,750.00	PIN-RED FLASH	PINE HALL 2 3/4 X 4 X 8 CHAMFERED EDGE VEHICULAR PAVER 450 PER/PALLET	0.600	4,050.00
	GLE-AUTUMN	AUTUMN HAZE (RED)-GARDEN PAVER 475/CUBE 6 LBS PGE FLA GLE A RED	0.330	

2-17-99 → R.D. verified quantity via phone (RB)

NET 15 DAYS
HOLD 45 DAYS
LIEN 60 DAYS

Check No.

Subtotal	4,050.00
Sales Tax	
Total Invoice Amount	4,050.00
Payment Received	0.00
TOTAL	4,050.00



ED BELL CONSTRUCTION COMPANY

POST OFFICE BOX 540787
DALLAS, TEXAS 75354-0787

10605 HARRY HINES
DALLAS, TEXAS 75220

March 8, 1999

Mr. James C. Pierce, Jr., P.E.
Assistant City Engineer
Town of Addison
P.O. Box 144
Addison, Texas 75001

Re: Arapaho Road Reconstruction
Addison Road to Dallas North Tollway
Town of Addison

Dear Mr. Pierce:

Enclosed for your review is our billing on the referenced project through February 28, 1999. This billing includes a request for payment for an additional \$135,009.31 worth of material on hand for the traffic signal hardware and Bega light poles that have not been incorporated into the work. The signal hardware items are currently stored in Integrated Roadway Services' yard and the Bega poles are stored in the yard of Mel's Electric Service and are available for your inspection. Attached for your records is the invoices from Summit Electric Supply and Paradigm Traffic Systems, Inc. that support this request for payment.

If you have any questions regarding this billing, please contact our office.

Sincerely,
Ed Bell Construction Company



Robert D. Weber
Project Engineer

ED BELL CONSTRUCTION COMPANY ***** MONTHLY ESTIMATE

JOB NO. 931
 PROJECT ARAPAHO ROAD RECONSTRUCTION
 LOCATION ADDISON ROAD TO DALLAS NORTH TOLLWAY
 BID DATE JANUARY 16, 1998
 ENGINEER JAMES C. PIERCE, JR., P.E.
 OWNER CITY OF ADDISON

ESTIMATE N 11
 FROM FEBRUARY 1, 1999
 TO FEBRUARY 28, 1999

ITEM	UNIT	BID QUANTITY	DESCRIPTION	BID PRICE	TOTAL COST	QUANTITY THIS MONTH	AMOUNT	QUANTITY TO DATE	AMOUNT
101	MO	14.00	BARRICADES SIGNS & TRAFF CTRL	5000.00	70000.00	1.00	5000.00	11.00	55000.00
102	STA	37.00	PREP ROW	750.00	27750.00	5.00	3750.00	34.00	25500.00
103	SY	12764.00	REM & DISP OF EX CONC PAVE	7.50	95730.00	2030.00	15225.00	10527.00	78952.50
104	SF	9683.00	REM & DISP OF EX CONC SW	1.00	9683.00	1159.00	1159.00	8530.00	8530.00
105	CY*	13127.00	UNCLASS EXCAVATION (SCRAPER)	5.00	65635.00	0.00	0.00	12528.00	62640.00
106	SY*	29432.00	10in REINF CONC PAVE 650#FLEX	29.65	872658.80	2503.00	74213.95	19180.00	568687.00
107	SY*	1709.00	6in REINF CONC PAVE 650# FLEX	24.00	41016.00	1100.00	26400.00	1371.00	32904.00
108	SY	32509.00	6in LIME STAB INCL PROOFROLLIN	1.50	48763.50	0.00	0.00	21201.34	31802.01
109	TN	488.00	HYDRATED LIME (30 #/SY)	100.00	48800.00	30.00	3000.00	343.33	34333.00
110	LF	13296.00	6in INTEGRAL CONC CURB 650# FLE	1.50	19944.00	1200.00	1800.00	7008.00	10512.00
111	EA	15.00	MONO MEDIAN NOSE 650# FLEX	600.00	9000.00	1.00	600.00	9.00	5400.00
112	SY	85.00	REINF CONC ISLAND 650# FLEX	35.00	2975.00	0.00	0.00	0.00	0.00
113	SF	2812.00	4in REINF CONC SW 3000#	2.45	6889.40	1500.00	3675.00	1500.00	3675.00
114	SY	1700.00	6in HMACTY A DETOURS	15.00	25500.00	300.00	4500.00	1247.00	18705.00
115	LF	207.00	REINF CONC ST HEADER 650# FLEX	8.00	1656.00	15.00	120.00	142.00	1136.00
116	EA	980.00	4in DIA REFLECT PAVE MARKER TY	5.00	4900.00	0.00	0.00	0.00	0.00
117	EA	32.00	4in DIA REFLECT PAVE MARKER TY	6.00	192.00	0.00	0.00	0.00	0.00
118	EA	311.00	6in X 6in REFLECT JIGGLE BARS WH	13.00	4043.00	0.00	0.00	0.00	0.00
119	EA	246.00	8in 2 WAY DUAL REFLECT PAVE MA	30.00	7380.00	0.00	0.00	0.00	0.00
120	EA	17.00	4in SQ REFLECT FIRE HYDRANT MA	10.00	170.00	0.00	0.00	0.00	0.00
121	LF	575.00	24in WIDE WHITE THERMOPLASTIC	7.00	4025.00	0.00	0.00	0.00	0.00
122	EA	26.00	THERMOPLASTIC ADVISORY MARK	250.00	6500.00	0.00	0.00	0.00	0.00
123	LF	400.00	4in WIDE TEMP LANE STRIPE	0.75	300.00	0.00	0.00	0.00	0.00
124	LF	3700.00	2in DIA PVC SCH 40 ST LIGHT COND	3.50	12950.00	0.00	0.00	2598.00	9093.00
125	EA	20.00	ST LIGHT FOUNDATION	420.00	8400.00	0.00	0.00	7.00	2940.00
126	EA	18.00	ST LIGHT PULL BOX	250.00	4500.00	0.00	0.00	0.00	0.00
127	CY	6200.00	EXCAVA, REM & DISP OF MISC FILL	5.00	31000.00	0.00	0.00	6200.00	31000.00
128	LF	65.00	6in X 12in 3000# REINF CONC BAND	15.00	975.00	0.00	0.00	0.00	0.00
129	CY	8.00	3600# REINF CONC COMBO RET WA	850.00	6800.00	0.00	0.00	0.00	0.00
130	SF	3300.00	3600# REINF CONC RET WALL	37.50	123750.00	0.00	0.00	2800.00	105000.00

STORM SEWER SCHEDULE

201	LF	46.00	15in DIA PVC SDR 35 PIPE	120.00	5520.00	0.00	0.00	46.00	5520.00
202	LF	34.00	CL III RCP 15in	41.00	1394.00	0.00	0.00	34.00	1394.00
203	LF	727.00	CL III RCP 18in	48.00	34896.00	0.00	0.00	702.00	33696.00
204	LF	156.00	CL III RCP 21in	51.00	7956.00	0.00	0.00	87.00	4437.00
205	LF	775.00	CL III RCP 24in	56.00	43400.00	0.00	0.00	775.00	43400.00
206	LF	529.00	CL III RCP 36in	91.00	48139.00	0.00	0.00	148.00	13468.00
207	LF	466.00	CL III RCP 39in	105.00	48825.00	0.00	0.00	282.00	29610.00
208	LF	162.00	CL III RCP 42in	110.00	17820.00	0.00	0.00	162.00	17820.00
209	EA	1.00	TY A MANHOLE	4000.00	4000.00	0.00	0.00	0.00	0.00
210	EA	3.00	TY B MANHOLE	4500.00	13500.00	0.00	0.00	2.00	9000.00
211	EA	1.00	DBL TY B HEADWALL 42in	2500.00	2500.00	0.00	0.00	1.00	2500.00
212	SY	290.00	2in STONE RIP RAP TY A DRY	20.00	5800.00	0.00	0.00	0.00	0.00
213	SY	156.00	SOLID SOD BERMUDA GRASS, WTR	6.00	936.00	0.00	0.00	0.00	0.00
214	SY	1435.00	HYDROMULCH BERMUDA GRASS,	3.50	5022.50	0.00	0.00	0.00	0.00
215	EA	1.00	6' STD CURB INLET	1800.00	1800.00	0.00	0.00	0.50	900.00
216	EA	1.00	14' STD CURB INLET	3000.00	3000.00	0.00	0.00	0.00	0.00
217	EA	2.00	6' RECESS INLET	2000.00	4000.00	0.00	0.00	2.00	4000.00
218	EA	1.00	8' RECESS INLET	2100.00	2100.00	0.00	0.00	1.00	2100.00
219	EA	17.00	10' RECESS INLET	2400.00	40800.00	0.00	0.00	11.00	26400.00
220	EA	2.00	12' RECESS INLET	2700.00	5400.00	0.00	0.00	1.00	2700.00
221	EA	4.00	14' RECESS INLET	3300.00	13200.00	0.00	0.00	4.00	13200.00
222	EA	1.00	4' X 4' TY Y INLET	1600.00	1600.00	0.00	0.00	1.00	1600.00
223	LF	632.00	REM & DISP OF EX REINF CONC PIP	9.00	5688.00	0.00	0.00	128.00	1152.00
224	EA	12.00	REM & DISP OF EX INLET	500.00	6000.00	0.00	0.00	8.00	4000.00
225	CY	1545.00	UNCLASS CHANNEL EXCAVA	7.00	10815.00	0.00	0.00	1545.00	10815.00
226	LS	1.00	TRENCH SAFETY DESIGN (ALL UTILI	1000.00	1000.00	0.00	0.00	1.00	1000.00
227	LF	2894.00	TRENCH SAFETY PROTECTION (DR	1.10	3183.40	0.00	0.00	2236.00	2459.60
228	EA	29.00	INLET PROTECT	50.00	1450.00	0.00	0.00	0.00	0.00
229	LF	125.00	STRAW BALE DIKE	3.00	375.00	0.00	0.00	0.00	0.00
230	LF	20.00	ROCK BERM	25.00	500.00	0.00	0.00	0.00	0.00
231	LF	1050.00	SILT FENCE	1.50	1575.00	0.00	0.00	1050.00	1575.00
232	EA	4.00	STAB CONST ENTR	1000.00	4000.00	0.00	0.00	2.00	2000.00

UTILITY SCHEDULE

301	LF	20.00	4in PVC DR18 CL 150 WTR PIPE	20.00	400.00	0.00	0.00	20.00	400.00
302	LF	218.00	6in PVC DR18 CL 150 WTR PIPE	25.00	5450.00	0.00	0.00	175.00	4375.00
303	LF	1220.00	8in PVC DR18 CL 150 WTR PIPE	35.00	42700.00	0.00	0.00	1296.00	45360.00
304	EA	1.00	GATE VALVE 4in	400.00	400.00	0.00	0.00	1.00	400.00

305	EA	7.00	GATE VALVE 6in	500.00	3500.00	0.00	0.00	7.00	3500.00
306	EA	6.00	GATE VALVE 8in	700.00	5600.00	0.00	0.00	7.00	4900.00
307	EA	14.00	FIRE HYDRANT	2000.00	28000.00	0.00	0.00	13.00	26000.00
308	LF	40.00	CONC ENCASE	25.00	1000.00	0.00	0.00	40.00	1000.00
309	EA	1.00	TAPP SLEEVE & VALVE 8in X 6in	2000.00	2000.00	0.00	0.00	1.00	2000.00
310	EA	2.00	TAPP SLEEVE & VALVE 24in X 8in	4000.00	8000.00	0.00	0.00	2.00	6000.00
311	EA	1.00	TAPP SLEEVE & VALVE 12in X 6in	3000.00	3000.00	0.00	0.00	0.00	0.00
312	EA	1.00	6in WTR METER/VAULT & BACKFLO	20000.00	20000.00	0.00	0.00	1.00	20000.00
313	EA	2.00	1in OR 1 1/2in WTR METER BOX & B	2000.00	4000.00	0.00	0.00	2.00	4000.00
314	EA	5.00	ADJ EX WTR VALVE COVER & STAC	125.00	625.00	0.00	0.00	0.00	0.00
315	EA	2.00	ADJ EX WTR METER BOX	125.00	250.00	0.00	0.00	0.00	0.00
316	EA	3.00	RECONNECT EX SERV	1000.00	3000.00	0.00	0.00	3.00	3000.00
317	EA	5.00	CONNECT TO EX WTR SERV	1200.00	6000.00	0.00	0.00	5.00	6000.00
318	LF	1458.00	TRENCH SAFETY (WATER)	1.20	1749.60	0.00	0.00	1491.00	1789.20
319	LS	1.00	PERFORM WTR TEST	1500.00	1500.00	0.00	0.00	0.70	1050.00
320	LF	497.00	SDR35 WWTR PIPE PVC 8in	50.00	24850.00	0.00	0.00	409.00	20450.00
321	EA	1.00	4' DIA MH	2000.00	2000.00	0.00	0.00	0.00	0.00
322	EA	2.00	CONNECT TO EX MH	1200.00	2400.00	0.00	0.00	2.00	2400.00
323	EA	4.00	ADJ MH TOP	500.00	2000.00	1.00	500.00	1.00	500.00
324	LF	20.00	CONC ENCASE	35.00	700.00	0.00	0.00	20.00	700.00
325	LF	497.00	TRENCH SAFETY (SANITARY SEWE	1.20	596.40	0.00	0.00	409.00	490.80
326	LF	497.00	TV INSPECT OF WWTR MAIN	1.20	596.40	0.00	0.00	0.00	0.00
327	LS	1.00	PERFORM WWTR LINE & MH TEST	500.00	500.00	0.00	0.00	0.00	0.00
328	EA	2.00	2in IRRIGATION TAP, VALVE, VALVE	2500.00	5000.00	0.00	0.00	3.00	7500.00

ELECTRICAL SCHEDULE

401	LF	3141.00	SCH 40 PVC ELECT CONDUIT 2in	3.10	9737.10	0.00	0.00	1877.00	5818.70
402	LF	739.00	SCH 40 PVC ELECT CONDUIT 3in	5.00	3695.00	0.00	0.00	358.00	1790.00
403	LF	163.00	SCH 40 PVC ELECT CONDUIT 4in	5.20	847.60	0.00	0.00	207.00	1076.40
404	LF	70.00	SCH 40 PVC ELECT CONDUIT 4in BO	16.00	1120.00	0.00	0.00	0.00	0.00
405	LF	1070.00	2 CONDUCT #6 XHHW ELECT WIRE	1.10	1177.00	0.00	0.00	0.00	0.00
406	LF	1891.00	#6 BARE ELECT WIRE	0.60	1134.60	0.00	0.00	0.00	0.00
407	EA	28.00	TY A PULL BOX	350.00	9800.00	0.00	0.00	0.00	0.00
408	EA	3.00	TY C PULL BOX	400.00	1200.00	0.00	0.00	0.00	0.00
409	LS	3.00	ELECT SERV CONNECT	850.00	2550.00	0.00	0.00	0.00	0.00
410	EA	10.00	TRAFF SIGN R10-12 MAST ARM MO	85.00	850.00	0.00	0.00	0.00	0.00
411	EA	2.00	TRAFF SIGN R3-8 MAST ARM MOUN	110.00	220.00	0.00	0.00	0.00	0.00
412	EA	7.00	TRAFF SIGN R3-4	110.00	770.00	0.00	0.00	0.00	0.00
413	EA	8.00	SIG POLE CONC FOUNDATION TY 3	1000.00	8000.00	0.00	0.00	4.00	4000.00
414	EA	4.00	SIG POLE CONC FOUNDATION TY 3	1200.00	4800.00	0.00	0.00	2.00	2400.00
415	EA	3.00	CONTROLLER CABINET FOUNDATI	800.00	2400.00	0.00	0.00	0.00	0.00
416	EA	4.00	30in T BASE POLE W/32' MAST ARM	3800.00	15200.00	0.00	0.00	0.00	0.00
417	EA	4.00	30in T BASE POLE W/38' MAST ARM	4400.00	17600.00	0.00	0.00	0.00	0.00
418	EA	2.00	30in T BASE POLE W/40' MAST ARM	5000.00	10000.00	0.00	0.00	0.00	0.00
419	EA	1.00	30in T BASE POLE W/44' MAST ARM	5200.00	5200.00	0.00	0.00	0.00	0.00
420	EA	18.00	12in 3 SEC SIG HEAD TY V3	300.00	5400.00	0.00	0.00	0.00	0.00
421	EA	12.00	12in 4 SEC SIG HEAD TY VLT	800.00	9600.00	0.00	0.00	0.00	0.00
422	EA	10.00	12in 4 SEC SIGN HEAD TY V4RT	800.00	8000.00	0.00	0.00	0.00	0.00
423	EA	18.00	VACUUM FORM BACKPLATE 3 SEC	50.00	900.00	0.00	0.00	0.00	0.00
424	EA	22.00	VACUUM FORM BACKPLATE 4 SEC	55.00	1210.00	0.00	0.00	0.00	0.00
425	EA	18.00	3 SEC ASTRO BRAC W/29in BANDS	85.00	1530.00	0.00	0.00	0.00	0.00
426	EA	22.00	4 SEC ASTON BRAC W/29in BANDS	90.00	1980.00	0.00	0.00	0.00	0.00
427	EA	22.00	PED SIG HEAD W/MOUNTING HDWR	300.00	6600.00	0.00	0.00	0.00	0.00
428	LF	1672.00	BELDEN 8281 COAX CABLE	2.20	3676.40	0.00	0.00	0.00	0.00
429	LF	1843.00	4 CNDR OPTICOM CABLE	1.10	2027.30	0.00	0.00	0.00	0.00
430	LF	1038.00	5 CONDUCT SIG CABLE #12 AWG	1.10	1141.80	0.00	0.00	0.00	0.00
431	LF	862.00	7 CONDUCT SIG CABLE #12 AWG	1.25	1077.50	0.00	0.00	0.00	0.00
432	LF	1792.00	3 CONDUCT SIG CABLE #14 AWG	0.70	1254.40	0.00	0.00	0.00	0.00
433	LF	699.00	5 CONDUCT SIG CABLE #12 AWG	1.10	768.90	0.00	0.00	0.00	0.00
434	LF	1462.00	16 CONDUCT SIG CABLE #12 AWG	2.20	3216.40	0.00	0.00	0.00	0.00
435	EA	22.00	PED PUSH BUTTON & T-10 4B SIGN	110.00	2420.00	0.00	0.00	0.00	0.00
436	EA	11.00	OPTICOM DIRECT SENSORS	600.00	6600.00	0.00	0.00	0.00	0.00
437	EA	8.00	OPTICOM DISCRIMINATOR MODULE	2000.00	12000.00	0.00	0.00	0.00	0.00
438	EA	0 1.00	INSTALL PORT PER INTERFACE UPL	3500.00	3500.00	0.00	0.00	0.00	0.00
439	EA	0 1.00	FURNISH PORT PER INTERFACE UP	15000.00	15000.00	0.00	0.00	0.00	0.00
440	EA	3.00	8 PH NEMA TS-2 TY 1 CTRL ASSY	35000.00	105000.00	0.00	0.00	0.00	0.00
441	EA	11.00	VIDEO CAMERA W/MOUNT HDWR	2600.00	30800.00	0.00	0.00	0.00	0.00
442	EA	0.00	TV MONITOR FURN	1000.00	0.00	0.00	0.00	0.00	0.00
443	EA	0.00	TV MONITOR INSTL	500.00	0.00	0.00	0.00	0.00	0.00
444	EA	2.00	CONNECT TO EX RR CTRL	1000.00	2000.00	0.00	0.00	0.00	0.00
445	LS	1.00	ADJ OF CITY TRAFF SIGS AT INTER	15000.00	15000.00	0.00	0.00	0.00	0.00
446	EA	1.00	CONTROLLER CABINET ASSY (BRO	17000.00	17000.00	0.00	0.00	0.00	0.00
447	EA	1.00	VIDEO TRACKING UNIT	20000.00	20000.00	0.00	0.00	0.00	0.00
448	EA	1.00	62 PIN I/O CABLE	300.00	300.00	0.00	0.00	0.00	0.00
449	EA	1.00	CAMERA INTERFACE PANEL (6 CAM	800.00	800.00	0.00	0.00	0.00	0.00
450	EA	1.00	BNC CONNECTOR	5.00	5.00	0.00	0.00	0.00	0.00
451	EA	1.00	POWER CONDITIONER FOR VTU	300.00	300.00	0.00	0.00	0.00	0.00
452	EA	2.00	UNDERGROUND SVC, PEDESTAL, A	1200.00	2400.00	0.00	0.00	0.00	0.00

LANDSCAPE SCHEDULE

501	SF*	3950.00	BRICK PAVERS ON ASPH BASE ON	10.50	41475.00	3950.00	41475.00	3950.00	41475.00
502	SF	9800.00	CONC PAVING (SANDBLAST)(ARAP	7.00	68600.00	0.00	0.00	9800.00	88600.00

503	SF	3490.00	CONC CROSSWALKS W/SANDBLAS	6.25	21812.50	1687.00	10543.75	3490.00	21812.50
504	SF*	4000.00	QUORUM DR/BRICK ON 4in CONC S	8.50	34000.00	0.00	0.00	0.00	0.00
505	SF*	8763.00	DBL ROW BRICK BAND ON CONCRE	9.00	78867.00	0.00	0.00	0.00	0.00
506	SF	44288.00	SPECIAL SW CONC DIAG PATTERN/	4.75	210368.00	6500.00	30875.00	6500.00	30875.00
507	LF*	9780.00	1/4in FIBROUS EXPAND JOINT W/BA	3.10	30318.00	180.00	558.00	180.00	558.00
508	LF	385.00	1 FT WIDE CONCRETE MEDIAN/PAV	10.00	3850.00	0.00	0.00	0.00	0.00
509	EA	77.00	BEGA LIGHT FIXTURES & POLES IN	3000.00	231000.00	1.50	4500.00	1.50	4500.00
510	LF	3500.00	3/4in SCH 40 PVC ELECTR CONDT	2.80	9800.00	495.00	1366.00	1969.00	5513.20
511	LF	4000.00	1in SCH 40 PVC ELECT CONDT	2.95	11800.00	1734.00	5115.30	1734.00	5115.30
512	LF	1200.00	2in SCH 40 PVC CONDT SLEEVES	3.00	3600.00	10.00	30.00	10.00	30.00
513	LF	4000.00	#6 AWG ELECT SERVICE	1.00	4000.00	0.00	0.00	0.00	0.00
514	LF	10000.00	#8 AWG ELECTR WIRE	0.50	5000.00	0.00	0.00	0.00	0.00
515	LF	2800.00	#10 AWG ELECTR WIRE	0.45	1260.00	0.00	0.00	0.00	0.00
516	EA	12.00	CAST IRON ELECT JCT BOX	600.00	7200.00	0.00	0.00	0.00	0.00
517	EA	113.00	60" TREE GRATE W/CONC EDGE & B	1900.00	214700.00	21.00	39900.00	21.00	39900.00
518	EA	16.00	BOLLARD W/LIGHT FIXTURE	2700.00	43200.00	0.00	0.00	0.00	0.00
519	LF	700.00	4in PERF SCH 40 PVC FRENCH DRAJ	17.00	11900.00	0.00	0.00	680.00	11560.00
520	LF	4500.00	NON-PERF PVC PIPE CONNECTED T	15.00	67500.00	0.00	0.00	2421.00	38315.00
521	EA	125.00	100 GAL 4in RED OAK	1000.00	125000.00	0.00	0.00	0.00	0.00
522	EA	132.00	12 FT FOSTER HOLLY	1000.00	132000.00	0.00	0.00	0.00	0.00
523	SF	504.00	ASIAN JASMINE 4in POTS, QUORUM	2.00	1008.00	0.00	0.00	0.00	0.00
524	SF	21862.00	BERMUDA SOD (TEX TURF 10)	0.50	10931.00	0.00	0.00	0.00	0.00
525	SF	2275.00	ASIAN JASMINE 4in POTS, MEDIANS	2.00	4550.00	0.00	0.00	0.00	0.00
526	EA	2.00	2in HERSEY WATER METERS W/TAP	2000.00	4000.00	0.00	0.00	0.00	0.00
527	EA	2.00	2in FEBCO 805-Y DBL CHECK VALVE	1000.00	2000.00	0.00	0.00	0.00	0.00
528	EA	1.00	RAINMASTER DX-2 STAINLESS STE	15000.00	15000.00	0.00	0.00	0.00	0.00
529	LS	1.00	ELECTRICAL SERVICE CONNECTIO	1500.00	1500.00	0.00	0.00	0.00	0.00
530	EA	214.00	RAIN-BIRD 1402 PRESS COMP BUBB	5.00	1070.00	0.00	0.00	0.00	0.00
531	EA	318.00	TORO 57DZ-40 TURF HEADS IN MED	6.00	1908.00	0.00	0.00	0.00	0.00
532	EA	227.00	TORO 570 MPR NOZZLES W/HARDIE	13.00	2951.00	0.00	0.00	0.00	0.00
533	LF	1160.00	4in SCH 40 PVC SLEEVES	5.10	5916.00	0.00	0.00	540.00	2754.00
534	LF	5260.00	2 1/2in SCH 40 PVC SLEEVES (TREE	3.10	16306.00	0.00	0.00	3235.00	10028.50
535	EA	3.00	WEATHERMATIC 11000 SERIES 1 R	100.00	300.00	0.00	0.00	0.00	0.00
536	EA	7.00	WEATHERMATIC 11000 SERIES 1 1/	150.00	1050.00	0.00	0.00	0.00	0.00
537	EA	8.00	WEATHERMATIC 11000 SERIES 2in	200.00	1600.00	0.00	0.00	0.00	0.00
538	LF	18100.00	ELECTRICAL VALVE WIRING 14 GA	0.10	1810.00	0.00	0.00	0.00	0.00
539	LF	350.00	2.5in SCH 40 PVC MAIN LINE	3.30	1155.00	0.00	0.00	0.00	0.00
540	EA	18.00	SPEARS 2in BALL VALVES	50.00	900.00	0.00	0.00	0.00	0.00
541	EA	4.00	BUCKNER 30A QCV W/VALVE BOX	200.00	800.00	0.00	0.00	0.00	0.00
542	LF	80.00	2.5in CLASS 200 PVC PIPE	3.50	280.00	0.00	0.00	0.00	0.00
543	LF	1120.00	2in CLASS 200 PVC PIPE	2.20	2464.00	0.00	0.00	0.00	0.00
544	LF	1360.00	1 1/2in PVC PIPE	2.00	2720.00	0.00	0.00	0.00	0.00
545	LF	3220.00	1 1/4in PVC PIPE	1.80	5796.00	0.00	0.00	0.00	0.00
546	LF	4000.00	1in PVC PIPE	1.70	6800.00	0.00	0.00	0.00	0.00
547	LF	3400.00	3/4in PVC PIPE	1.60	5440.00	0.00	0.00	0.00	0.00
548	EA	109.00	80" TREE GRATE, R-8838-A (DEDUCT	(300.00)	(32,700.00)	21.00	(6,300.00)	21.00	(6,300.00)
550	LF	1750.00	3/4" PVC CONDUIT TO TREE WELLS	2.95	5162.50	0.00	0.00	0.00	0.00

Change Order #1

CY	560.00	REM/REPL PEA GRAVEL	9.58	5364.80	0.00	0.00	560.00	5364.80
----	--------	---------------------	------	---------	------	------	--------	---------

Change Order #2

LS	1.00	ABANDON EXISTING WATER SERVIC	490.00	490.00	0.00	0.00	1.00	490.00
LS	1.00	EXPLORATION AT ADDISON/ARAPAH	1255.00	1255.00	0.00	0.00	1.00	1255.00
LS	1.00	CONNECT SWB ROOF DRAINS	700.00	700.00	0.00	0.00	1.00	700.00

Change Order #3

LS	1.00	ORANGE CONSTRUCTION FENCE	952.84	952.84	0.00	0.00	1.00	952.84
LS	1.00	LOWER IRRIGATION CONDUIT	6081.72	6061.72	0.00	0.00	1.00	6061.72

Change Order #4


551	LF	6000.00	INSTALL/REM TEMP BUTTONS	1.55	9300.00	0.00	0.00	0.00	0.00
-----	----	---------	--------------------------	------	---------	------	------	------	------

LS	0.00	MATERIAL ON HAND, UTILITIES	1.00	0.00	0.00	0.00	0.00	0.00	0.00
LS	0.00	MATERIAL ON HAND, LANDSCAPE	78.95	0.00	0.00	0.00	130.00	10,283.16	
LS	0.00	MATERIAL ON HAND, TREE GRATES	480.35	0.00	(21.00)	(10,087.32)	88.00	42,270.68	


LS	0.00	MATERIAL ON HAND, SIGNAL ITEMS	1.00	0.00	0.00	0.00	18,345.00	18,345.00
LS	0.00	MATERIAL ON HAND, SIGNAL POLES	3292.27	0.00	0.00	0.00	11.00	38,215.00
LS	0.00	MATERIAL ON HAND, BEGA POLES	1658.60	0.00	77.00	127,712.51	77.00	127,712.51
LS	0.00	MATERIAL ON HAND, SIGNAL HARD	1.00	0.00	7,296.80	7,296.80	7,296.80	7,296.80

3,913,601.36	MONTH	392,947.99	TO DATE	2,029,120.22
	DEDUCTIONS	0.00	DEDUCTIONS	0.00
	SUB TOTAL	392,947.99	SUB TOTAL	2,029,120.22
	RETAINAGE		RETAINAGE	
	5%	19,647.40	5%	101,456.01
	SUB TOTAL	373,300.59	PREV PAY	1,554,383.62
			AMT DUE	373,300.59


I certify that this monthly estimate is a true representation of the work performed on this contract.


 Ed Bell Construction Company

3/8/99
 Date

Reviewed By:

 Town of Addison Public Works Inspector

3/9/99
 Date

Approved By:

 Town of Addison Assistant City Engineer

3-9-99
 Date



2626 Electronic Lane
 P.O. Box 540068
 Dallas, TX 75354-0068
 Tel: 214-357-7000 Fax 214-956-9010

<http://www.summit.com>

Invoice FMS741-3

PO #09018-0721

February 24, 1999

Fixture Bega B9801MH Pole Top Fixture 240V HPF Bega Textured Black	77	945.00/E
Pole Bega B1508H Pole Tapered with Hinged Base 15'8" Bega Textured Black	77	695.37/E
Anchors Bega Anchorages: AB & Template	4	52.63/E
Lamps Sylvania M175/U/Med	77	15.50/E
Total		127,712.51

MAR-08-99 MON 09:24
Feb 05 99 09:43a

MEL'S ELECTRIC SERVICE
Paradigm Traffic

FAX NO. 214 565 1081
8318407

P. 02
P. 3

(817) 831-8406
(817) 831-8407 fax

P.O. Box 14509
Ft. Worth, TX 76117

PARADIGM

TRAFFIC SYSTEMS, INC.

* * * Invoice 3206 * * *

Bill To :
ATTN: DAVID MIRTHAHERI
INTEGRATED ROADWAY SERVICES
10701 SHADY TRAIL
DALLAS TX 75220

Ship To : Customer No. 98162
INTEGRATED ROADWAY SERVICES
10701 SHADY TRAIL
ATTN: DAVID MIRTHAHERI
DALLAS TX 75220

DATE	ORDER NO.	SLS. NO.	ORDER DATE	PURCHASE ORDER	SPECIAL INSTRUCTIONS
12/04/98	98165	MF	05/28/98	5658 ADDISON	

Quantity	U/M	Description	Code	Price	Extension
18.00	EA	423) BACKPLATE 3SEC BK-1004-C	0011	\$36.00	\$648.00
22.00	EA	424) BACKPLATE 4SEC BK-1004-C	0011	\$44.95	\$988.90
18.00	EA	425) ASTRO BRAC AB0116-3-29	0011	\$80.75	\$1,453.50
22.00	EA	426) ASTRO BRAC AB0116-4-29	0011	\$85.00	\$1,870.00
1672.00	EA	428) BELDEN 8281 COAX CABLE	0011	\$0.55	\$919.60
22.00	EA	435) PED PUSH BTN STATION	0011	\$64.40	\$1,416.80

Payment/Terms :
Net 30 Due by 01/03/99

SUBTOTAL : \$7,296.80
TAX :
FREIGHT :

INVOICE TOTAL DUE ==> \$7,296.80

ED BELL CONSTRUCTION COMPANY

POST OFFICE BOX 540787
DALLAS, TEXAS 75354-0787

10605 HARRY HINES
DALLAS, TEXAS 75220

February 1, 1999


Mr. James C. Pierce, Jr., P.E.
Assistant City Engineer
Town of Addison
P.O. Box 144
Addison, Texas 75001

Re: Arapaho Road Reconstruction
Addison Road to Dallas North Tollway
Town of Addison

Dear Mr. Pierce:

Enclosed for you review is our billing on the referenced project through January 31, 1999. This billing includes a request for payment for an additional \$36,215.00 worth of material on hand for the traffic signal poles and arms that have not been incorporated into the work. These items are currently stored in Integrated Roadway Services' yard and are available for your inspection. Attached for your records is the invoice from Summit Electric Dallas that supports this request for payment.

If you have any questions regarding this billing, please contact our office.

Sincerely,
Ed Bell Construction Company

Robert D. Weber
Project Engineer

**TOWN OF ADDISON
PAYMENT AUTHORIZATION MEMO**

DATE 2 | 4 | 99

CLAIM # _____

CHECK AMOUNT \$ 120,381.86

Vendor No. 4129
 Vendor Name Ed Bell Construction Co.
 Address P.O. Box 540787
 Address Dallas
 Address TX
 Zip Code 75354 - 0787

INVOICE # OR DESCRIPTION	FUND	DEPT	OBJ	PROJ	SAC	AMOUNT
	(00)	(000)	(00000)	(00000)	(000)	(0000.00)
Estimate 10	41	000	58210	42302		120,381.86
TOTAL						\$120,381.86

EXPLANATION Arapaho Road reconstruction Addison Rd to Dallas North Tollway

RECEIVED

FEB 08 1999

**TOWN OF ADDISON
ACCOUNTING**

[Signature]
 AUTHORIZED SIGNATURE

[Signature]
 FINANCE

ED BELL CONSTRUCTION COMPANY ***** MONTHLY ESTIMATE
 JOB NO. 931
 PROJECT ARAPAHO ROAD RECONSTRUCTION
 LOCATION ADDISON ROAD TO DALLAS NORTH TOLLWAY
 BID DATE JANUARY 15, 1998
 ENGINEER JAMES C. PIERCE, JR., P.E.
 OWNER CITY OF ADDISON

ESTIMATE N 10
 FROM TO JANUARY 1, 1999
 TO JANUARY 31, 1999

ITEM	UNIT	BID QUANTITY	DESCRIPTION	BID PRICE	TOTAL COST	QUANTITY THIS MONTH	AMOUNT	QUANTITY TO DATE	AMOUNT
101	MO	14.00	BARRICADES SIGNS & TRAFF CTRL	5000.00	70000.00	1.00	5000.00	10.00	50000.00
102	STA	37.00	PREP ROW	750.00	27750.00	3.00	2250.00	29.00	21750.00
103	SY	12764.00	REM & DISP OF EX CONC PAVE	7.50	95730.00	0.00	0.00	8497.00	63727.50
104	SF	9683.00	REM & DISP OF EX CONC SW	1.00	9683.00	0.00	0.00	7371.00	7371.00
105	CY*	13127.00	UNCLASS EXCAVATION (SCRAPER)	5.00	65635.00	1130.00	5650.00	12528.00	62640.00
106	SY*	29432.00	10in REINF CONC PAVE 650# FLEX	29.65	872658.80	864.00	25617.60	16677.00	494473.05
107	SY*	1709.00	6in REINF CONC PAVE 650# FLEX	24.00	41016.00	0.00	0.00	271.00	8504.00
108	SY	32509.00	6in LIME STAB INCL PROOFROLLIN	1.50	48763.50	855.97	1283.96	21201.34	31802.01
109	TN	488.00	HYDRATED LIME (30 #/SY)	100.00	48800.00	13.14	1314.00	313.33	31333.00
110	LF	13296.00	6in INTEGRAL CONC CURB 650# FLE	1.50	19944.00	70.00	105.00	5808.00	8712.00
111	EA	15.00	MONO MEDIAN NOSE 850# FLEX	600.00	9000.00	0.00	0.00	8.00	4800.00
112	SY	85.00	REINF CONC ISLAND 650# FLEX	35.00	2975.00	0.00	0.00	0.00	0.00
113	SF	2812.00	4in REINF CONC SW 3000#	2.45	6889.40	0.00	0.00	0.00	0.00
114	SY	1700.00	6in HMA TY A DETOURS	15.00	25500.00	126.00	1890.00	947.00	14295.00
115	LF	207.00	REINF CONC ST HEADER 650# FLEX	8.00	1656.00	0.00	0.00	127.00	1016.00
116	EA	980.00	4in DIA REFLECT PAVE MARKER TY	5.00	4900.00	0.00	0.00	0.00	0.00
117	EA	32.00	4in DIA REFLECT PAVE MARKER TY	6.00	192.00	0.00	0.00	0.00	0.00
118	EA	311.00	6in X 6in REFLECT JIGGLE BARS WH	13.00	4043.00	0.00	0.00	0.00	0.00
119	EA	246.00	6in 2 WAY DUAL REFLECT PAVE MA	30.00	7380.00	0.00	0.00	0.00	0.00
120	EA	17.00	4in SQ REFLECT FIRE HYDRANT MA	10.00	170.00	0.00	0.00	0.00	0.00
121	LF	575.00	24in WIDE WHITE THERMOPLASTIC	7.00	4025.00	0.00	0.00	0.00	0.00
122	EA	26.00	THERMOPLASTIC ADVISORY MARK	250.00	6500.00	0.00	0.00	0.00	0.00
123	LF	12800.00	4in WIDE TEMP LANE STRIPE	0.75	9600.00	0.00	0.00	0.00	0.00
124	LF	3700.00	2in DIA PVC SCH 40 ST LIGHT COND	3.50	12950.00	0.00	0.00	2598.00	9093.00
125	EA	20.00	ST LIGHT FOUNDATION	420.00	8400.00	0.00	0.00	7.00	2940.00
126	EA	18.00	ST LIGHT PULL BOX	250.00	4500.00	0.00	0.00	0.00	0.00
127	CY	6200.00	EXCAVA, REM & DISP OF MISC FILL	5.00	31000.00	0.00	0.00	6200.00	31000.00
128	LF	65.00	6in X 12in 3000# REINF CONC BAND	15.00	975.00	0.00	0.00	0.00	0.00
129	CY	8.00	3600# REINF CONC COMBO RET WA	850.00	6800.00	0.00	0.00	0.00	0.00
130	SF	3300.00	3600# REINF CONC RET WALL	37.50	123750.00	0.00	0.00	2800.00	105000.00

STORM SEWER SCHEDULE

201	LF	46.00	15in DIA PVC SDR 35 PIPE	120.00	5520.00	0.00	0.00	46.00	5520.00
202	LF	34.00	CL III RCP 15in	41.00	1394.00	0.00	0.00	34.00	1394.00
203	LF	727.00	CL III RCP 18in	48.00	34896.00	0.00	0.00	702.00	33696.00
204	LF	156.00	CL III RCP 21in	51.00	7956.00	0.00	0.00	87.00	4437.00
205	LF	775.00	CL III RCP 24in	56.00	43400.00	0.00	0.00	775.00	43400.00
206	LF	529.00	CL III RCP 36in	91.00	48139.00	0.00	0.00	148.00	13468.00
207	LF	466.00	CL III RCP 39in	105.00	48825.00	0.00	0.00	282.00	29610.00
208	LF	162.00	CL III RCP 42in	110.00	17820.00	0.00	0.00	162.00	17820.00
209	EA	1.00	TY A MANHOLE	4000.00	4000.00	0.00	0.00	0.00	0.00
210	EA	3.00	TY B MANHOLE	4500.00	13500.00	0.00	0.00	2.00	9000.00
211	EA	1.00	DBL TY B HEADWALL 42in	2500.00	2500.00	0.00	0.00	1.00	2500.00
212	SY	290.00	2in STONE RIP RAP TY A DRY	20.00	5800.00	0.00	0.00	0.00	0.00
213	SY	156.00	SOLID SOD BERMUDA GRASS, WTR	6.00	936.00	0.00	0.00	0.00	0.00
214	SY	1435.00	HYDROMULCH BERMUDA GRASS,	3.50	5022.50	0.00	0.00	0.00	0.00
215	EA	1.00	6' STD CURB INLET	1800.00	1800.00	0.00	0.00	0.50	900.00
216	EA	1.00	14' STD CURB INLET	3000.00	3000.00	0.00	0.00	0.00	0.00
217	EA	2.00	6' RECESS INLET	2000.00	4000.00	0.00	0.00	2.00	4000.00
218	EA	1.00	8' RECESS INLET	2100.00	2100.00	0.00	0.00	1.00	2100.00
219	EA	17.00	10' RECESS INLET	2400.00	40800.00	0.00	0.00	11.00	26400.00
220	EA	2.00	12' RECESS INLET	2700.00	5400.00	0.00	0.00	1.00	2700.00
221	EA	4.00	14' RECESS INLET	3300.00	13200.00	0.00	0.00	4.00	13200.00
222	EA	1.00	4' X 4' TY Y INLET	1600.00	1600.00	0.00	0.00	1.00	1600.00
223	LF	632.00	REM & DISP OF EX REINF CONC PIP	9.00	5688.00	0.00	0.00	128.00	1152.00
224	EA	12.00	REM & DISP OF EX INLET	500.00	6000.00	0.00	0.00	6.00	4000.00
225	CY	1545.00	UNCLASS CHANNEL EXCAVA	7.00	10815.00	0.00	0.00	1545.00	10815.00
226	LS	1.00	TRENCH SAFETY DESIGN (ALL UTILI	1000.00	1000.00	0.00	0.00	1.00	1000.00
227	LF	2894.00	TRENCH SAFETY PROTECTION (DR	1.10	3183.40	0.00	0.00	2236.00	2459.60
228	EA	29.00	INLET PROTECT	50.00	1450.00	0.00	0.00	0.00	0.00
229	LF	125.00	STRAW BALE DIKE	3.00	375.00	0.00	0.00	0.00	0.00
230	LF	20.00	ROCK BERM	25.00	500.00	0.00	0.00	0.00	0.00
231	LF	1050.00	SILT FENCE	1.50	1575.00	0.00	0.00	1050.00	1575.00
232	EA	4.00	STAB CONST ENTR	1000.00	4000.00	0.00	0.00	2.00	2000.00

UTILITY SCHEDULE

301	LF	20.00	4in PVC DR18 CL 150 WTR PIPE	20.00	400.00	0.00	0.00	20.00	400.00
302	LF	218.00	6in PVC DR18 CL 150 WTR PIPE	25.00	5450.00	0.00	0.00	175.00	4375.00
303	LF	1220.00	8in PVC DR18 CL 150 WTR PIPE	35.00	42700.00	0.00	0.00	1296.00	45360.00
304	EA	1.00	GATE VALVE 4in	400.00	400.00	0.00	0.00	1.00	400.00

305	EA	7.00	GATE VALVE 6in	500.00	3500.00	0.00	0.00	7.00	3500.00
306	EA	8.00	GATE VALVE 8in	700.00	5800.00	0.00	0.00	7.00	4900.00
307	EA	14.00	FIRE HYDRANT	2000.00	28000.00	0.00	0.00	13.00	26000.00
308	LF	40.00	CONC ENCASE	25.00	1000.00	0.00	0.00	40.00	1000.00
309	EA	1.00	TAPP SLEEVE & VALVE 8in X 6in	2000.00	2000.00	0.00	0.00	1.00	2000.00
310	EA	2.00	TAPP SLEEVE & VALVE 24in X 8in	4000.00	8000.00	0.00	0.00	2.00	8000.00
311	EA	1.00	TAPP SLEEVE & VALVE 12in X 6in	3000.00	3000.00	0.00	0.00	0.00	0.00
312	EA	1.00	6in WTR METER/VAULT & BACKFLO	20000.00	20000.00	0.00	0.00	1.00	20000.00
313	EA	2.00	1in OR 1 1/2in WTR METER BOX & B	2000.00	4000.00	0.00	0.00	2.00	4000.00
314	EA	5.00	ADJ EX WTR VALVE COVER & STAC	125.00	625.00	0.00	0.00	0.00	0.00
315	EA	2.00	ADJ EX WTR METER BOX	125.00	250.00	0.00	0.00	0.00	0.00
316	EA	3.00	RECONNECT EX SERV	1000.00	3000.00	0.00	0.00	3.00	3000.00
317	EA	5.00	CONNECT TO EX WTR SERV	1200.00	6000.00	0.00	0.00	5.00	6000.00
318	LF	1458.00	TRENCH SAFETY (WATER)	1.20	1749.60	0.00	0.00	1491.00	1789.20
319	LS	1.00	PERFORM WTR TEST	1500.00	1500.00	0.00	0.00	0.70	1050.00
320	LF	497.00	SDR35 WWTR PIPE PVC 8in	50.00	24850.00	0.00	0.00	409.00	20450.00
321	EA	1.00	4' DIA MH	2000.00	2000.00	0.00	0.00	0.00	0.00
322	EA	2.00	CONNECT TO EX MH	1200.00	2400.00	0.00	0.00	2.00	2400.00
323	EA	4.00	ADJ MH TOP	500.00	2000.00	0.00	0.00	0.00	0.00
324	LF	20.00	CONC ENCASE	35.00	700.00	0.00	0.00	20.00	700.00
325	LF	497.00	TRENCH SAFETY (SANITARY SEWE)	1.20	596.40	0.00	0.00	409.00	490.80
326	LF	497.00	TV INSPECT OF WWTR MAIN	1.20	596.40	0.00	0.00	0.00	0.00
327	LS	1.00	PERFORM WWTR LINE & MH TEST	500.00	500.00	0.00	0.00	0.00	0.00
328	EA	2.00	2in IRRIGATION TAP, VALVE, VALVE	2500.00	5000.00	0.00	0.00	3.00	7500.00

ELECTRICAL SCHEDULE

401	LF	3141.00	SCH 40 PVC ELECT CONDUIT 2in	3.10	9737.10	80.00	248.00	1877.00	5818.70
402	LF	739.00	SCH 40 PVC ELECT CONDUIT 3in	5.00	3695.00	0.00	0.00	358.00	1790.00
403	LF	163.00	SCH 40 PVC ELECT CONDUIT 4in	5.20	647.60	0.00	0.00	207.00	1076.40
404	LF	70.00	SCH 40 PVC ELECT CONDUIT 4in BO	16.00	1120.00	0.00	0.00	0.00	0.00
405	LF	1070.00	2 CONDUCT #6 XHHW ELECT WIRE	1.10	1177.00	0.00	0.00	0.00	0.00
406	LF	1691.00	#6 BARE ELECT WIRE	0.60	1134.60	0.00	0.00	0.00	0.00
407	EA	28.00	TY A PULL BOX	350.00	9800.00	0.00	0.00	0.00	0.00
408	EA	3.00	TY C PULL BOX	400.00	1200.00	0.00	0.00	0.00	0.00
409	LS	3.00	ELECT SERV CONNECT	850.00	2550.00	0.00	0.00	0.00	0.00
410	EA	10.00	TRAFF SIGN R10-12 MAST ARM MO	85.00	850.00	0.00	0.00	0.00	0.00
411	EA	2.00	TRAFF SIGN R3-6 MAST ARM MOUN	110.00	220.00	0.00	0.00	0.00	0.00
412	EA	7.00	TRAFF SIGN R3-4	110.00	770.00	0.00	0.00	0.00	0.00
413	EA	8.00	SIG POLE CONC FOUNDATION TY 3	1000.00	8000.00	3.00	3000.00	4.00	4000.00
414	EA	4.00	SIG POLE CONC FOUNDATION TY 3	1200.00	4800.00	2.00	2400.00	2.00	2400.00
415	EA	3.00	CONTROLLER CABINET FOUNDATI	800.00	2400.00	0.00	0.00	0.00	0.00
416	EA	4.00	30in T BASE POLE W/32' MAST ARM	3800.00	15200.00	0.00	0.00	0.00	0.00
417	EA	4.00	30in T BASE POLE W/36' MAST ARM	4400.00	17600.00	0.00	0.00	0.00	0.00
418	EA	2.00	30in T BASE POLE W/40' MAST ARM	5000.00	10000.00	0.00	0.00	0.00	0.00
419	EA	1.00	30in T BASE POLE W/44' MAST ARM	5200.00	5200.00	0.00	0.00	0.00	0.00
420	EA	18.00	12in 3 SEC SIG HEAD TY V3	300.00	5400.00	0.00	0.00	0.00	0.00
421	EA	12.00	12in 4 SEC SIG HEAD TY VLT	800.00	9600.00	0.00	0.00	0.00	0.00
422	EA	10.00	12in 4 SEC SIGN HEAD TY V4RT	800.00	8000.00	0.00	0.00	0.00	0.00
423	EA	18.00	VACUUM FORM BACKPLATE 3 SEC	50.00	900.00	0.00	0.00	0.00	0.00
424	EA	22.00	VACUUM FORM BACKPLATE 4 SEC	55.00	1210.00	0.00	0.00	0.00	0.00
425	EA	18.00	3 SEC ASTON BRAC W/29in BANDS	85.00	1530.00	0.00	0.00	0.00	0.00
426	EA	22.00	4 SEC ASTON BRAC W/29in BANDS	90.00	1980.00	0.00	0.00	0.00	0.00
427	EA	22.00	PED SIG HEAD W/MOUNTING HDWR	300.00	6600.00	0.00	0.00	0.00	0.00
428	LF	1672.00	BELDEN 8281 COAX CABLE	2.20	3678.40	0.00	0.00	0.00	0.00
429	LF	1843.00	4 CNDR OPTICOM CABLE	1.10	2027.30	0.00	0.00	0.00	0.00
430	LF	1038.00	5 CONDUCT SIG CABLE #12 AWG	1.10	1141.80	0.00	0.00	0.00	0.00
431	LF	862.00	7 CONDUCT SIG CABLE #12 AWG	1.25	1077.50	0.00	0.00	0.00	0.00
432	LF	1792.00	3 CONDUCT SIG CABLE #14 AWG	0.70	1254.40	0.00	0.00	0.00	0.00
433	LF	699.00	5 CONDUCT SIG CABLE #12 AWG	1.10	788.90	0.00	0.00	0.00	0.00
434	LF	1462.00	16 CONDUCT SIG CABLE #12 AWG	2.20	3216.40	0.00	0.00	0.00	0.00
435	EA	22.00	PED PUSH BUTTON & T10 4B SIGN	110.00	2420.00	0.00	0.00	0.00	0.00
436	EA	11.00	OPTICOM DIRECT SENSORS	600.00	6600.00	0.00	0.00	0.00	0.00
437	EA	6.00	OPTICOM DISCRIMINATOR MODULE	2000.00	12000.00	0.00	0.00	0.00	0.00
438	EA	1.00	INSTALL PORT PER INTERFACE UPL	3500.00	3500.00	0.00	0.00	0.00	0.00
439	EA	1.00	FURNISH PORT PER INTERFACE UP	15000.00	15000.00	0.00	0.00	0.00	0.00
440	EA	3.00	8 PH NEMA TS-2 TY 1 CTRL ASSY	35000.00	105000.00	0.00	0.00	0.00	0.00
441	EA	11.00	VIDEO CAMERA W/MOUNT HDWR	2800.00	30800.00	0.00	0.00	0.00	0.00
442	EA	0.00	TV MONITOR FURN	1000.00	0.00	0.00	0.00	0.00	0.00
443	EA	0.00	TV MONITOR INSTL	500.00	0.00	0.00	0.00	0.00	0.00
444	EA	2.00	CONNECT TO EX RR CTRL	1000.00	2000.00	0.00	0.00	0.00	0.00
445	LS	1.00	ADJ OF CITY TRAFF SIGS AT INTER	15000.00	15000.00	0.00	0.00	0.00	0.00
446	EA	1.00	CONTROLLER CABINET ASSY (BRO	17000.00	17000.00	0.00	0.00	0.00	0.00
447	EA	1.00	VIDEO TRACKING UNIT	20000.00	20000.00	0.00	0.00	0.00	0.00
448	EA	1.00	62 PIN I/O CABLE	300.00	300.00	0.00	0.00	0.00	0.00
449	EA	1.00	CAMERA INTERFACE PANEL (6 CAM	600.00	600.00	0.00	0.00	0.00	0.00
450	EA	1.00	BNC CONNECTOR	5.00	5.00	0.00	0.00	0.00	0.00
451	EA	1.00	POWER CONDITIONER FOR VTU	300.00	300.00	0.00	0.00	0.00	0.00
452	EA	2.00	UNDERGROUND SVC, PEDESTAL, A	1200.00	2400.00	0.00	0.00	0.00	0.00

LANDSCAPE SCHEDULE

501	SF*	3950.00	BRICK PAVERS ON ASPH BASE ON	10.50	41475.00	0.00	0.00	0.00	0.00
502	SF	9800.00	CONC PAVING (SANDBLAST)(ARAP	7.00	68600.00	0.00	0.00	9800.00	68600.00

503	SF	3490.00	CONC CROSSWALKS W/SANDBLAS	6.25	21812.50	0.00	0.00	1803.00	11258.75
504	SF*	4000.00	QUORUM DR/BRICK ON 4in CONC S	8.50	34000.00	0.00	0.00	0.00	0.00
505	SF*	8763.00	DBL ROW BRICK BAND ON CONCRE	9.00	78867.00	0.00	0.00	0.00	0.00
506	SF	44288.00	SPECIAL SW CONC DIAG PATTERN/	4.75	210368.00	0.00	0.00	0.00	0.00
507	LF*	9780.00	1/4in FIBROUS EXPAND JOINT W/BA	3.10	30318.00	0.00	0.00	0.00	0.00
508	LF	385.00	1 FT WIDE CONCRETE MEDIAN/PAV	10.00	3850.00	0.00	0.00	0.00	0.00
509	EA	77.00	BEGA LIGHT FIXTURES & POLES IN	3000.00	231000.00	0.00	0.00	0.00	0.00
510	LF	3500.00	3/4in SCH 40 PVC ELECTR CONDT	2.80	9800.00	1474.00	4127.20	1474.00	4127.20
511	LF	4000.00	1in SCH 40 PVC ELECT CONDT	2.95	11800.00	0.00	0.00	0.00	0.00
512	LF	1200.00	2in SCH 40 PVC CONDT SLEEVES	3.00	3600.00	0.00	0.00	0.00	0.00
513	LF	4000.00	#6 AWG ELECT SERVICE	1.00	4000.00	0.00	0.00	0.00	0.00
514	LF	10000.00	#8 AWG ELECT WIRE	0.50	5000.00	0.00	0.00	0.00	0.00
515	LF	2800.00	#10 AWG ELECT WIRE	0.45	1260.00	0.00	0.00	0.00	0.00
516	EA	12.00	CAST IRON ELECT JCT BOX	600.00	7200.00	0.00	0.00	0.00	0.00
517	EA	113.00	60" TREE GRATE W/CONC EDGE & B	1900.00	214700.00	0.00	0.00	0.00	0.00
518	EA	16.00	BOLLARD W/LIGHT FIXTURE	2700.00	43200.00	0.00	0.00	0.00	0.00
519	LF	700.00	4in PERF SCH 40 PVC FRENCH DRAI	17.00	11900.00	424.00	7205.00	680.00	11560.00
520	LF	4500.00	NON-PERF PVC PIPE CONNECTED T	15.00	67500.00	1461.00	21915.00	2421.00	36315.00
521	EA	125.00	100 GAL 4in RED OAK	1000.00	125000.00	0.00	0.00	0.00	0.00
522	EA	132.00	12 FT FOSTER HOLLY	1000.00	132000.00	0.00	0.00	0.00	0.00
523	SF	504.00	ASIAN JASMINE 4in POTS, QUORUM	2.00	1008.00	0.00	0.00	0.00	0.00
524	SF	21862.00	BERMUDA SOD (TEX TURF 10)	0.50	10931.00	0.00	0.00	0.00	0.00
525	SF	2275.00	ASIAN JASMINE 4in POTS, MEDIANS	2.00	4550.00	0.00	0.00	0.00	0.00
526	EA	2.00	2in HERSEY WATER METERS W/TAP	2000.00	4000.00	0.00	0.00	0.00	0.00
527	EA	2.00	2in FEBCO 805-Y DBL CHECK VALVE	1000.00	2000.00	0.00	0.00	0.00	0.00
528	EA	1.00	RAINMASTER DX-2 STAINLESS STE	15000.00	15000.00	0.00	0.00	0.00	0.00
529	LS	1.00	ELECTRICAL SERVICE CONNECTIO	1500.00	1500.00	0.00	0.00	0.00	0.00
530	EA	214.00	RAIN-BIRD 1402 PRESS COMP BUBB	5.00	1070.00	0.00	0.00	0.00	0.00
531	EA	318.00	TORO 57DZ-40 TURF HEADS IN MED	6.00	1908.00	0.00	0.00	0.00	0.00
532	EA	227.00	TORO 570 MPR NOZZLES W/HARDIE	13.00	2951.00	0.00	0.00	0.00	0.00
533	LF	1160.00	4in SCH 40 PVC SLEEVES	5.10	5916.00	0.00	0.00	540.00	2754.00
534	LF	5260.00	2 1/2in SCH 40 PVC SLEEVES (TREE	3.10	16306.00	2740.00	8494.00	3235.00	10028.50
535	EA	3.00	WEATHERMATIC 11000 SERIES 1 R	100.00	300.00	0.00	0.00	0.00	0.00
536	EA	7.00	WEATHERMATIC 11000 SERIES 1 1/	150.00	1050.00	0.00	0.00	0.00	0.00
537	EA	8.00	WEATHERMATIC 11000 SERIES 2in	200.00	1600.00	0.00	0.00	0.00	0.00
538	LF	18100.00	ELECTRICAL VALVE WIRING 14 GA	0.10	1810.00	0.00	0.00	0.00	0.00
539	LF	350.00	2.5in SCH 40 PVC MAIN LINE	3.30	1155.00	0.00	0.00	0.00	0.00
540	EA	18.00	SPEARS 2in BALL VALVES	50.00	900.00	0.00	0.00	0.00	0.00
541	EA	4.00	BUCKNER 30A QCV W/VALVE BOX	200.00	800.00	0.00	0.00	0.00	0.00
542	LF	80.00	2.5in CLASS 200 PVC PIPE	3.50	280.00	0.00	0.00	0.00	0.00
543	LF	1120.00	2in CLASS 200 PVC PIPE	2.20	2464.00	0.00	0.00	0.00	0.00
544	LF	1360.00	1 1/2in PVC PIPE	2.00	2720.00	0.00	0.00	0.00	0.00
545	LF	3220.00	1 1/4in PVC PIPE	1.80	5796.00	0.00	0.00	0.00	0.00
546	LF	4000.00	1in PVC PIPE	1.70	6800.00	0.00	0.00	0.00	0.00
547	LF	3400.00	3/4in PVC PIPE	1.60	5440.00	0.00	0.00	0.00	0.00
548	EA	109.00	60" TREE GRATE, R-8838-A (DEDUCT	(300.00)	(32,700.00)	0.00	0.00	0.00	0.00
550	LF	1750.00	3/4" PVC CONDUIT TO TREE WELLS	2.95	5162.50	0.00	0.00	0.00	0.00

Change Order #1

CY	560.00	REM/REPL PEA GRAVEL	9.58	5364.80	0.00	0.00	560.00	5364.80
----	--------	---------------------	------	---------	------	------	--------	---------

Change Order #2

LS	1.00	ABANDON EXISTING WATER SERVIC	490.00	490.00	0.00	0.00	1.00	490.00
LS	1.00	EXPLORATION AT ADDISON/ARAPAH	1255.00	1255.00	0.00	0.00	1.00	1255.00
LS	1.00	CONNECT SWB ROOF DRAINS	700.00	700.00	0.00	0.00	1.00	700.00

Change Order #3

LS	1.00	ORANGE CONSTRUCTION FENCE	952.84	952.84	0.00	0.00	1.00	952.84
LS	1.00	LOWER IRRIGATION CONDUIT	8061.72	6061.72	0.00	0.00	1.00	6061.72

LS	0.00	MATERIAL ON HAND, UTILITIES	1.00	0.00	0.00	0.00	0.00	0.00
LS	0.00	MATERIAL ON HAND, LANDSCAPE	1.00	0.00	0.00	0.00	10283.16	10283.16
LS	0.00	MATERIAL ON HAND, TREE GRATES	1.00	0.00	0.00	0.00	52358.00	52358.00

LS	0.00	MATERIAL ON HAND, SIGNAL ITEMS	1.00	0.00	0.00	0.00	18345.00	18345.00
LS	0.00	MATERIAL ON HAND, SIGNAL POLES	1.00	0.00	36215.00	36215.00	36215.00	36215.00

3,913,601.36

MONTH	126,717.76	TO DATE	1,636,172.23
DEDUCTIONS	0.00	DEDUCTIONS	0.00

SUB TOTAL	126,717.76	SUB TOTAL	1,636,172.23
RETAINAGE		RETAINAGE	
5%	6,335.89	5%	81,808.61
		PREV PAY	1,433,981.76
SUB TOTAL	120,381.87	AMT DUE	120,381.86

I certify that this monthly estimate is a true representation of the work performed on this contract.


 Ed Bell Construction Company

1 Feb 99
 Date

Reviewed By:


 Town of Addison Public Works Inspector

2/2/99
 Date

Approved By:


 Town of Addison Assistant City Engineer

2-4-99
 Date

JAN-27-99 WED 09:56

MEL'S ELECTRIC SERVICE

FAX NO. 214 565 1081

P. 04

Jan-25-99 03:51P
1-25-1999 4:40AM

INTEGRATED ROADWAY
FROM

214 352 1938

DATE: 01/20/99

PAGE 1

SUMMIT ELECTRIC DALLAS
P.O. BOX 540068
DALLAS, TEXAS 75354-0068
TEL : 214-357-7000

*** ORDER ACKNOWLEDGEMENT ***

SOLD TO :

INTEGRATED ROADWAY SVCS.
10701 SHADY TRAIL
DALLAS, TX 75220

SHIP TO :

INTEGRATED ROADWAY SVCS.
CITY OF ADDISON

P.O. NO: 5669-ADDISON

CUSTOMER NO: 642725

Our Order No	Entered Date	Required Date	Scheduled Date	Ship Via	Terms
F-MQ219	06/03/98	07/30/98		BEST WAY	SP/FFA

Qty	Description	Unit Price	Extended Price
-----	-------------	------------	----------------

JOB : ADDISON

1	FIXTURE LOT PRICE	36215.00/E	36,215.00
	VALM 30' POLE W 32' MAST ARM		
	VALM 30' POLE W 36' MAST ARM		
	VALM 30' POLE W 40' MAST ARM		
	VALM 30' POLE W 44' MAST ARM		
	WITH TRANSFORMER BASES AND		
	PAINT FINISH PER SPECS.		
	EIGHT SUBMITTAL DRAWINGS		
	REQUIRED FO APPROVAL.		
	HOLD FOR RELEASE.		

36,215.00*

The above order has been received and is currently awaiting shipment.

* Amount may not include freight

TOWN OF
ADDISON

Faxed

PUBLIC WORKS

To: Robert Weber

From: **James C. Pierce, Jr., P.E., DEE**
Assistant City Engineer
Phone: 972/450-2879
FAX: 972/450-2837

Company: Ed Bell Const

FAX #: 214-352-3201

16801 Westgrove
P.O. Box 9010
Addison, TX 75001-9010

Date: 1-20-99

of pages (including cover): _____

Re: Arapaho Rd Pay Estimates

- Original in mail
- Per your request
- FYI
- Call me

Comments: On pay estimate #6 we paid \$14,168.75
for signal items materials on hand. I have
an invoice from Paradigm to Integrated Roadway
Services for this amount, but no documentation
showing the materials have been paid for.

Similarly, on pay estimate #9, we paid
\$4176.25 for additional signal materials on
hand. Attached to the pay estimate was an
invoice from Integrated Roadway Svcs to Mel's Electric
for \$6,575.00 and also a check from Integrated
Roadway Svcs to Paradigm Traffic for \$11,768.75.

All this is confusing and needs to be rectified,
before the next pay estimate. It seems to me that
the sub should bill you and you should pay the
sub. With the subs invoice and proof of your payment,

We could pay you,
cc Pat & Dave -

Jim

ED BELL CONSTRUCTION COMPANY

POST OFFICE BOX 540787
DALLAS, TEXAS 75354-0787

10605 HARRY HINES
DALLAS, TEXAS 75220

January 11, 1999

Mr. James C. Pierce, Jr., P.E.
Assistant City Engineer
Town of Addison
P.O. Box 144
Addison, Texas 75001

Estimate 9


Re: Arapaho Road Reconstruction
Addison Road to Dallas North Tollway
Town of Addison

Dear Mr. Pierce:

Enclosed for you review is our billing on the referenced project through December 31, 1998.

If you have any questions regarding this billing, please contact our office.

Sincerely,
Ed Bell Construction Company


FOR
Robert D. Weber
Project Engineer

181,343.75

Integrated Roadway Services, Inc.



Integrated Roadway Services, Inc.

10701 Shady Trail
Dallas, Texas 75220
(214) 352-1937 fax (214) 352-1938



Invoice No.

122598

Aranda

INVOICE

Name	Mel's Electric		
Address	1810 S. Akard		
City	Dallas	State TX	ZIP 75215
Phone	214-565-1074 Fax: 214-565-1081		

Customer	
Date	12/11/98
Order No.	
Rep	Jackie Kahl
FOB	

Qty	Description	Unit Price	TOTAL
18	2SEC 12" PL/PL SIG, VISORS	\$143.75	\$2,587.50
12	4SEC SIG 12" PUPL RYG-FO	\$181.25	\$2,175.00
10	4SEC SIG 12"	\$181.25	\$1,812.50

SubTotal	\$6,575.00
Previous Paid Amt.	\$0.00
Retainage	
TOTAL	\$6,575.00

Payment Details

Cash
 Check
 Credit Card

Name _____

CC # _____

Expires _____

Office Use Only

DUE UPON RECEIPT

Subtotal 2400 for TV monitors returned

Thank you for your business.

**TOWN OF ADDISON
PAYMENT AUTHORIZATION MEMO**

DATE 1, 18, 99

CLAIM # _____

CHECK AMOUNT \$ 94,755.71

Vendor No. 4129
 Vendor Name Ed Bell Construction Co.
 Address P.O. Box 540787
 Address Dallas
 Address TX
 Zip Code 75354 - 0787

INVOICE # OR DESCRIPTION	FUND	DEPT	OBJ	PROJ	SAC	AMOUNT
	(00)	(000)	(00000)	(00000)	(000)	(0000.00)
Estimate 9	41	000	58210	42302		94,755.71
TOTAL						\$94,755.71

EXPLANATION Arapaho Road reconstruction Addison Rd to Dallas
North Tollway

RECEIVED

JAN 20 1999

TOWN OF ADDISON
ACCOUNTING

Julie
 AUTHORIZED SIGNATURE

A
 FINANCE

ED BELL CONSTRUCTION COMPANY ***** MONTHLY ESTIMATE
 JOB NO. 931
 PROJECT_ ARAPAHO ROAD RECONSTRUCTION
 LOCATION ADDISON ROAD TO DALLAS NORTH TOLLWAY
 BID DATE_ JANUARY 15, 1998
 ENGINEER JAMES C. PIERCE, JR., P.E.
 OWNER_ CITY OF ADDISON

ESTIMATE N 9
 FROM DECEMBER 1, 1998
 TO DECEMBER 31, 1998

ITEM	UNIT	BID QUANTITY	DESCRIPTION	BID PRICE	TOTAL COST	QUANTITY THIS MONTH	AMOUNT	QUANTITY TO DATE	AMOUNT
101	MO	14.00	BARRICADES SIGNS & TRAFF CTR	5000.00	70000.00	1.00	5000.00	9.00	45000.00
102	STA	37.00	PREP ROW	750.00	27750.00	0.00	0.00	28.00	19500.00
103	SY	12784.00	REM & DISP OF EX CONC PAVE	7.50	95730.00	0.00	0.00	8497.00	63727.50
104	SF	9683.00	REM & DISP OF EX CONC SW	1.00	9683.00	0.00	0.00	7371.00	7371.00
105	CY*	13127.00	UNCLASS EXCAVATION (SCRAPER	5.00	65635.00	0.00	0.00	11398.00	56990.00
106	SY*	29432.00	10in REINF CONC PAVE 650#FLEX	29.65	872658.80	458.00	13579.70	15813.00	468855.45
107	SY*	1709.00	6in REINF CONC PAVE 650# FLEX	24.00	41016.00	0.00	0.00	271.00	6504.00
108	SY	32509.00	6in LIME STAB INCL PROOFROLLIN	1.50	48763.50	0.00	0.00	20345.37	30518.06
109	TN	488.00	HYDRATED LIME (30 #/SY)	100.00	48800.00	0.00	0.00	300.19	30019.00
110	LF	13296.00	6in INTEGRAL CONC CURB 650# FL	1.50	19944.00	400.00	600.00	5738.00	8607.00
111	EA	15.00	MONO MEDIAN NOSE 650# FLEX	600.00	9000.00	0.00	0.00	8.00	4800.00
112	SY	85.00	REINF CONC ISLAND 850# FLEX	35.00	2975.00	0.00	0.00	0.00	0.00
113	SF	2812.00	4in REINF CONC SW 3000#	2.45	6889.40	0.00	0.00	0.00	0.00
114	SY	1700.00	6in HMAC TY A DETOURS	15.00	25500.00	0.00	0.00	821.00	12315.00
115	LF	207.00	REINF CONC ST HEADER 650# FLE	8.00	1656.00	44.00	352.00	127.00	1016.00
116	EA	980.00	4in DIA REFLECT PAVE MARKER T	5.00	4900.00	0.00	0.00	0.00	0.00
117	EA	32.00	4in DIA REFLECT PAVE MARKER T	6.00	192.00	0.00	0.00	0.00	0.00
118	EA	311.00	8in X 8in REFLECT JIGGLE BARS W	13.00	4043.00	0.00	0.00	0.00	0.00
119	EA	246.00	8in 2 WAY DUAL REFLECT PAVE M	30.00	7380.00	0.00	0.00	0.00	0.00
120	EA	17.00	4in SQ REFLECT FIRE HYDRANT M	10.00	170.00	0.00	0.00	0.00	0.00
121	LF	575.00	24in WIDE WHITE THERMOPLASTI	7.00	4025.00	0.00	0.00	0.00	0.00
122	EA	26.00	THERMOPLASTIC ADVISORY MAR	250.00	6500.00	0.00	0.00	0.00	0.00
123	LF	12800.00	4in WIDE TEMP LANE STRIPE	0.75	9600.00	0.00	0.00	0.00	0.00
124	LF	3700.00	2in DIA PVC SCH 40 ST LIGHT CON	3.50	12950.00	532.00	1862.00	2588.00	9093.00
125	EA	20.00	ST LIGHT FOUNDATION	420.00	8400.00	7.00	2940.00	7.00	2940.00
126	EA	18.00	ST LIGHT PULL BOX	250.00	4500.00	0.00	0.00	0.00	0.00
127	CY	6200.00	EXCAVA, REM & DISP OF MISC FIL	5.00	31000.00	0.00	0.00	6200.00	31000.00
128	LF	65.00	6in X 12in 3000# REINF CONC BAN	15.00	975.00	0.00	0.00	0.00	0.00
129	CY	6.00	3600# REINF CONC COMBO RET W	850.00	5100.00	0.00	0.00	0.00	0.00
130	SF	3300.00	3600# REINF CONC RET WALL	37.50	123750.00	0.00	0.00	2800.00	105000.00

STORM SEWER SCHEDULE

201	LF	46.00	15in DIA PVC SDR 35 PIPE	120.00	5520.00	0.00	0.00	46.00	5520.00
202	LF	34.00	CL III RCP 15in	41.00	1394.00	0.00	0.00	34.00	1394.00
203	LF	727.00	CL III RCP 18in	48.00	34896.00	0.00	0.00	702.00	33696.00
204	LF	158.00	CL III RCP 21in	51.00	7958.00	0.00	0.00	87.00	4437.00
205	LF	775.00	CL III RCP 24in	56.00	43400.00	0.00	0.00	775.00	43400.00
206	LF	529.00	CL III RCP 38in	91.00	48139.00	0.00	0.00	148.00	13468.00
207	LF	465.00	CL III RCP 39in	105.00	48825.00	0.00	0.00	282.00	29810.00
208	LF	182.00	CL III RCP 42in	110.00	17820.00	0.00	0.00	162.00	17820.00
209	EA	1.00	TY A MANHOLE	4000.00	4000.00	0.00	0.00	0.00	0.00
210	EA	3.00	TY B MANHOLE	4500.00	13500.00	0.00	0.00	2.00	9000.00
211	EA	1.00	DBL TY B HEADWALL 42in	2500.00	2500.00	0.00	0.00	1.00	2500.00
212	SY	290.00	2in STONE RIP RAP TY A DRY	20.00	5800.00	0.00	0.00	0.00	0.00
213	SY	158.00	SOLID SOD BERMUDA GRASS, WT	6.00	938.00	0.00	0.00	0.00	0.00
214	SY	1435.00	HYDROMULCH BERMUDA GRASS,	3.50	5022.50	0.00	0.00	0.00	0.00
215	EA	1.00	6' STD CURB INLET	1800.00	1800.00	0.00	0.00	0.50	900.00
216	EA	1.00	14' STD CURB INLET	3000.00	3000.00	0.00	0.00	0.00	0.00
217	EA	2.00	6' RECESS INLET	2000.00	4000.00	0.00	0.00	2.00	4000.00
218	EA	1.00	6' RECESS INLET	2100.00	2100.00	0.00	0.00	1.00	2100.00
219	EA	17.00	10' RECESS INLET	2400.00	40800.00	2.00	4800.00	11.00	26400.00
220	EA	2.00	12' RECESS INLET	2700.00	5400.00	0.50	1350.00	1.00	2700.00
221	EA	4.00	14' RECESS INLET	3300.00	13200.00	0.00	0.00	4.00	13200.00
222	EA	1.00	4' X 4' TY Y INLET	1600.00	1600.00	0.50	800.00	1.00	1600.00
223	LF	632.00	REM & DISP OF EX REINF CONC PI	9.00	5688.00	0.00	0.00	128.00	1152.00
224	EA	12.00	REM & DISP OF EX INLET	500.00	6000.00	0.00	0.00	8.00	4000.00
225	CY	1545.00	UNCLASS CHANNEL EXCAVA	7.00	10815.00	0.00	0.00	1545.00	10815.00
226	LS	1.00	TRENCH SAFETY DESIGN (ALL UTI	1000.00	1000.00	0.00	0.00	1.00	1000.00
227	LF	2894.00	TRENCH SAFETY PROTECTION (D	1.10	3183.40	0.00	0.00	2236.00	2459.60
228	EA	29.00	INLET PROTECT	50.00	1450.00	0.00	0.00	0.00	0.00
229	LF	125.00	STRAW BALE DIKE	3.00	375.00	0.00	0.00	0.00	0.00
230	LF	20.00	ROCK BERM	25.00	500.00	0.00	0.00	0.00	0.00
231	LF	1050.00	SILT FENCE	1.50	1575.00	1050.00	1575.00	1050.00	1575.00
232	EA	4.00	STAB CONST ENTR	1000.00	4000.00	0.00	0.00	2.00	2000.00

UTILITY SCHEDULE

301	LF	20.00	4in PVC DR18 CL 150 WTR PIPE	20.00	400.00	0.00	0.00	20.00	400.00
302	LF	218.00	6in PVC DR18 CL 150 WTR PIPE	25.00	5450.00	0.00	0.00	175.00	4375.00
303	LF	1220.00	8in PVC DR18 CL 150 WTR PIPE	35.00	42700.00	0.00	0.00	1298.00	45380.00
304	EA	1.00	GATE VALVE 4in	400.00	400.00	0.00	0.00	1.00	400.00
305	EA	7.00	GATE VALVE 6in	500.00	3500.00	0.00	0.00	7.00	3500.00
306	EA	8.00	GATE VALVE 8in	700.00	5600.00	0.00	0.00	7.00	4900.00
307	EA	14.00	FIRE HYDRANT	2000.00	28000.00	0.00	0.00	13.00	26000.00
308	LF	40.00	CONC ENCASE	25.00	1000.00	0.00	0.00	40.00	1000.00

309	EA	1.00	TAPP SLEEVE & VALVE 8in X 6in	2000.00	2000.00	0.00	0.00	1.00	2000.00
310	EA	2.00	TAPP SLEEVE & VALVE 24in X 8in	4000.00	8000.00	0.00	0.00	2.00	8000.00
311	EA	1.00	TAPP SLEEVE & VALVE 12in X 6in	3000.00	3000.00	0.00	0.00	0.00	0.00
312	EA	1.00	6in WTR METER/VAULT & BACKFL	20000.00	20000.00	0.00	0.00	1.00	20000.00
313	EA	2.00	1in OR 1 1/2in WTR METER BOX &	2000.00	4000.00	0.00	0.00	2.00	4000.00
314	EA	5.00	ADJ EX WTR VALVE COVER & STA	125.00	625.00	0.00	0.00	0.00	0.00
315	EA	2.00	ADJ EX WTR METER BOX	125.00	250.00	0.00	0.00	0.00	0.00
316	EA	3.00	RECONNECT EX SERV	1000.00	3000.00	0.00	0.00	3.00	3000.00
317	EA	5.00	CONNECT TO EX WTR SERV	1200.00	6000.00	0.00	0.00	5.00	6000.00
318	LF	1458.00	TRENCH SAFETY (WATER)	1.20	1749.60	0.00	0.00	1481.00	1789.20
319	LS	1.00	PERFORM WTR TEST	1500.00	1500.00	0.00	0.00	0.70	1050.00
320	LF	497.00	SDR35 WWTR PIPE PVC 8in	50.00	24850.00	0.00	0.00	409.00	20450.00
321	EA	1.00	4' DIA MH	2000.00	2000.00	0.00	0.00	0.00	0.00
322	EA	2.00	CONNECT TO EX MH	1200.00	2400.00	0.00	0.00	2.00	2400.00
323	EA	4.00	ADJ MH TOP	500.00	2000.00	0.00	0.00	0.00	0.00
324	LF	20.00	CONC ENCASE	35.00	700.00	0.00	0.00	20.00	700.00
325	LF	497.00	TRENCH SAFETY (SANITARY SEW	1.20	598.40	0.00	0.00	409.00	490.80
326	LF	497.00	TV INSPECT OF WWTR MAIN	1.20	598.40	0.00	0.00	0.00	0.00
327	LS	1.00	PERFORM WWTR LINE & MH TEST	500.00	500.00	0.00	0.00	0.00	0.00
328	EA	2.00	2in IRRIGATION TAP, VALVE, VALV	2500.00	5000.00	0.00	0.00	3.00	7500.00

ELECTRICAL SCHEDULE

401	LF	3141.00	SCH 40 PVC ELECT CONDUIT 2in	3.10	9737.10	489.00	1515.90	1797.00	5570.70
402	LF	739.00	SCH 40 PVC ELECT CONDUIT 3in	5.00	3695.00	0.00	0.00	358.00	1790.00
403	LF	163.00	SCH 40 PVC ELECT CONDUIT 4in	5.20	847.60	0.00	0.00	207.00	1076.40
404	LF	70.00	SCH 40 PVC ELECT CONDUIT 4in B	18.00	1120.00	0.00	0.00	0.00	0.00
405	LF	1070.00	2 CONDUCT #8 XHHW ELECT WIRE	1.10	1177.00	0.00	0.00	0.00	0.00
406	LF	1891.00	#8 BARE ELECT WIRE	0.60	1134.60	0.00	0.00	0.00	0.00
407	EA	28.00	TY A PULL BOX	350.00	9800.00	0.00	0.00	0.00	0.00
408	EA	3.00	TY C PULL BOX	400.00	1200.00	0.00	0.00	0.00	0.00
409	LS	3.00	ELECT SERV CONNECT	850.00	2550.00	0.00	0.00	0.00	0.00
410	EA	10.00	TRAFF SIGN R10-12 MAST ARM MO	85.00	850.00	0.00	0.00	0.00	0.00
411	EA	2.00	TRAFF SIGN R3-8 MAST ARM MOU	110.00	220.00	0.00	0.00	0.00	0.00
412	EA	7.00	TRAFF SIGN R3-4	110.00	770.00	0.00	0.00	0.00	0.00
413	EA	8.00	SIG POLE CONC FOUNDATION TY	1000.00	8000.00	1.00	1000.00	1.00	1000.00
414	EA	4.00	SIG POLE CONC FOUNDATION TY	1200.00	4800.00	0.00	0.00	0.00	0.00
415	EA	3.00	CONTROLLER CABINET FOUNDATI	800.00	2400.00	0.00	0.00	0.00	0.00
416	EA	4.00	30in T BASE POLE W/32' MAST AR	3800.00	15200.00	0.00	0.00	0.00	0.00
417	EA	4.00	30in T BASE POLE W/38' MAST AR	4400.00	17600.00	0.00	0.00	0.00	0.00
418	EA	2.00	30in T BASE POLE W/40' MAST AR	5000.00	10000.00	0.00	0.00	0.00	0.00
419	EA	1.00	30in T BASE POLE W/44' MAST AR	5200.00	5200.00	0.00	0.00	0.00	0.00
420	EA	18.00	12in 3 SEC SIG HEAD TY V3	300.00	5400.00	0.00	0.00	0.00	0.00
421	EA	12.00	12in 4 SEC SIG HEAD TY VLT	800.00	9600.00	0.00	0.00	0.00	0.00
422	EA	10.00	12in 4 SEC SIGN HEAD TY V4RT	800.00	8000.00	0.00	0.00	0.00	0.00
423	EA	18.00	VACUUM FORM BACKPLATE 3 SEC	50.00	800.00	0.00	0.00	0.00	0.00
424	EA	22.00	VACUUM FORM BACKPLATE 4 SEC	55.00	1210.00	0.00	0.00	0.00	0.00
425	EA	18.00	3 SEC ASTRO BRAC W/29in BANDS	85.00	1530.00	0.00	0.00	0.00	0.00
426	EA	22.00	4 SEC ASTON BRAC W/29in BANDS	90.00	1980.00	0.00	0.00	0.00	0.00
427	EA	22.00	PED SIG HEAD W/MOUNTING HDW	300.00	8800.00	0.00	0.00	0.00	0.00
428	LF	1872.00	BELDEN 8281 COAX CABLE	2.20	3876.40	0.00	0.00	0.00	0.00
429	LF	1843.00	4 CNDR OPTICOM CABLE	1.10	2027.30	0.00	0.00	0.00	0.00
430	LF	1038.00	5 CONDUCT SIG CABLE #12 AWG	1.10	1141.60	0.00	0.00	0.00	0.00
431	LF	862.00	7 CONDUCT SIG CABLE #12 AWG	1.25	1077.50	0.00	0.00	0.00	0.00
432	LF	1792.00	3 CONDUCT SIG CABLE #14 AWG	0.70	1254.40	0.00	0.00	0.00	0.00
433	LF	699.00	5 CONDUCT SIG CABLE #12 AWG	1.10	786.90	0.00	0.00	0.00	0.00
434	LF	1462.00	16 CONDUCT SIG CABLE #12 AWG	2.20	3216.40	0.00	0.00	0.00	0.00
435	EA	22.00	PED PUSH BUTTON & T10 4B SIGN	110.00	2420.00	0.00	0.00	0.00	0.00
436	EA	11.00	OPTICOM DIRECT SENSORS	800.00	6800.00	0.00	0.00	0.00	0.00
437	EA	6.00	OPTICOM DISCRIMINATOR MODUL	2000.00	12000.00	0.00	0.00	0.00	0.00
438	EA	1.00	INSTALL PORT PER INTERFACE U	3500.00	3500.00	0.00	0.00	0.00	0.00
439	EA	1.00	FURNISH PORT PER INTERFACE U	15000.00	15000.00	0.00	0.00	0.00	0.00
440	EA	3.00	6 PH NEMA TS-2 TY 1 CTRL ASSY	35000.00	105000.00	0.00	0.00	0.00	0.00
441	EA	11.00	VIDEO CAMERA W/MOUNT HDWR	2800.00	30600.00	0.00	0.00	0.00	0.00
442	EA	0.00	TV MONITOR FURN	1000.00	0.00	0.00	0.00	0.00	0.00
443	EA	0.00	TV MONITOR INSTL	500.00	0.00	0.00	0.00	0.00	0.00
444	EA	2.00	CONNECT TO EX RR CTRL	1000.00	2000.00	0.00	0.00	0.00	0.00
445	LS	1.00	ADJ OF CITY TRAFF SIGS AT INTE	15000.00	15000.00	0.00	0.00	0.00	0.00
446	EA	1.00	CONTROLLER CABINET ASSY (BR	17000.00	17000.00	0.00	0.00	0.00	0.00
447	EA	1.00	VIDEO TRACKING UNIT	20000.00	20000.00	0.00	0.00	0.00	0.00
448	EA	1.00	62 PIN I/O CABLE	300.00	300.00	0.00	0.00	0.00	0.00
449	EA	1.00	CAMERA INTERFACE PANEL (8 CA	800.00	600.00	0.00	0.00	0.00	0.00
450	EA	1.00	BNC CONNECTOR	5.00	5.00	0.00	0.00	0.00	0.00
451	EA	1.00	POWER CONDITIONER FOR VTU	300.00	300.00	0.00	0.00	0.00	0.00
452	EA	2.00	UNDERGROUND SVC, PEDESTAL,	1200.00	2400.00	0.00	0.00	0.00	0.00

LANDSCAPE SCHEDULE

501	SF*	3950.00	BRICK PAVERS ON ASPH BASE ON	10.50	41475.00	0.00	0.00	0.00	0.00
502	SF	9600.00	CONC PAVING (SANDBLAST)(ARA	7.00	66600.00	5920.00	41440.00	9600.00	68800.00
503	SF	3490.00	CONC CROSSWALKS W/SANDBLA	8.25	21812.50	0.00	0.00	1803.00	11268.75
504	SF*	4000.00	QUORUM DR/BRICK ON 4in CONC	6.50	34000.00	0.00	0.00	0.00	0.00
505	SF*	6763.00	DBL ROW BRICK BAND ON CONCR	9.00	76887.00	0.00	0.00	0.00	0.00
506	SF	44286.00	SPECIAL SW CONC DIAG PATTEN	4.75	210366.00	0.00	0.00	0.00	0.00
507	LF*	9780.00	1/4in FIBROUS EXPAND JOINT W/B	3.10	30318.00	0.00	0.00	0.00	0.00
508	LF	385.00	1 FT WIDE CONCRETE MEDIAN/PA	10.00	3850.00	0.00	0.00	0.00	0.00
509	EA	77.00	BEGA LIGHT FIXTURES & POLES I	3000.00	231000.00	0.00	0.00	0.00	0.00
510	LF	3500.00	3/4in SCH 40 PVC ELECTR CONDT	2.60	9600.00	0.00	0.00	0.00	0.00

511	LF	4000.00	1in SCH 40 PVC ELECT CONDT	2.95	11800.00	0.00	0.00	0.00	0.00
512	LF	1200.00	2in SCH 40 PVC CONDT SLEEVES	3.00	3600.00	0.00	0.00	0.00	0.00
513	LF	4000.00	#6 AWG ELECT SERVICE	1.00	4000.00	0.00	0.00	0.00	0.00
514	LF	10000.00	#8 AWG ELECTR WIRE	0.50	5000.00	0.00	0.00	0.00	0.00
515	LF	2800.00	#10 AWG ELECTR WIRE	0.45	1260.00	0.00	0.00	0.00	0.00
516	EA	12.00	CAST IRON ELECT JCT BOX	600.00	7200.00	0.00	0.00	0.00	0.00
517	EA	113.00	80" TREE GRATE W/CONC EDGE &	1900.00	214700.00	0.00	0.00	0.00	0.00
518	EA	16.00	BOLLARD W/LIGHT FIXTURE	2700.00	43200.00	0.00	0.00	0.00	0.00
519	LF	700.00	4in PERF SCH 40 PVC FRENCH DR	17.00	11900.00	256.00	4352.00	256.00	4352.00
520	LF	4500.00	NON-PERF PVC PIPE CONNECTED	15.00	87500.00	960.00	14400.00	960.00	14400.00
521	EA	125.00	100 GAL 4in RED OAK	1000.00	125000.00	0.00	0.00	0.00	0.00
522	EA	132.00	12 FT FOSTER HOLLY	1000.00	132000.00	0.00	0.00	0.00	0.00
523	SF	504.00	ASIAN JASMINE 4in POTS, QUORU	2.00	1008.00	0.00	0.00	0.00	0.00
524	SF	21862.00	BERMUDA SOD (TEX TURF 10)	0.50	10931.00	0.00	0.00	0.00	0.00
525	SF	2275.00	ASIAN JASMINE 4in POTS, MEDIAN	2.00	4550.00	0.00	0.00	0.00	0.00
526	EA	2.00	2in HERSEY WATER METERS W/TA	2000.00	4000.00	0.00	0.00	0.00	0.00
527	EA	2.00	2in FEBCO 805-Y DBL CHECK VALV	1000.00	2000.00	0.00	0.00	0.00	0.00
528	EA	1.00	RAINMASTER DX-2 STAINLESS ST	15000.00	15000.00	0.00	0.00	0.00	0.00
529	LS	1.00	ELECTRICAL SERVICE CONNECTI	1500.00	1500.00	0.00	0.00	0.00	0.00
530	EA	214.00	RAIN-BIRD 1402 PRESS COMP BUB	5.00	1070.00	0.00	0.00	0.00	0.00
531	EA	318.00	TORO 57DZ-40 TURF HEADS IN ME	6.00	1908.00	0.00	0.00	0.00	0.00
532	EA	227.00	TORO 570 MPR NOZZLES W/HARDI	13.00	2951.00	0.00	0.00	0.00	0.00
533	LF	1160.00	4in SCH 40 PVC SLEEVES	5.10	5916.00	0.00	0.00	540.00	2754.00
534	LF	5260.00	2 1/2in SCH 40 PVC SLEEVES (TRE	3.10	16306.00	0.00	0.00	495.00	1534.50
535	EA	3.00	WEATHERMATIC 11000 SERIES 1 R	100.00	300.00	0.00	0.00	0.00	0.00
536	EA	7.00	WEATHERMATIC 11000 SERIES 1 1	150.00	1050.00	0.00	0.00	0.00	0.00
537	EA	8.00	WEATHERMATIC 11000 SERIES 2in	200.00	1600.00	0.00	0.00	0.00	0.00
538	LF	18100.00	ELECTRICAL VALVE WIRING 14 GA	0.10	1810.00	0.00	0.00	0.00	0.00
539	LF	350.00	2.5in SCH 40 PVC MAIN LINE	3.30	1155.00	0.00	0.00	0.00	0.00
540	EA	18.00	SPEARS 2in BALL VALVES	50.00	900.00	0.00	0.00	0.00	0.00
541	EA	4.00	BUCKNER 30A QCV W/VALVE BOX	200.00	800.00	0.00	0.00	0.00	0.00
542	LF	80.00	2.5in CLASS 200 PVC PIPE	3.50	280.00	0.00	0.00	0.00	0.00
543	LF	1120.00	2in CLASS 200 PVC PIPE	2.20	2464.00	0.00	0.00	0.00	0.00
544	LF	1360.00	1 1/2in PVC PIPE	2.00	2720.00	0.00	0.00	0.00	0.00
545	LF	3220.00	1 1/4in PVC PIPE	1.80	5796.00	0.00	0.00	0.00	0.00
546	LF	4000.00	1in PVC PIPE	1.70	6800.00	0.00	0.00	0.00	0.00
547	LF	3400.00	3/4in PVC PIPE	1.80	5440.00	0.00	0.00	0.00	0.00
548	EA	109.00	80" TREE GRATE, R-8838-A (DEDUC	(300.00)	(32,700.00)	0.00	0.00	0.00	0.00
550	LF	1750.00	3/4" PVC CONDUIT TO TREE WELL	2.95	5162.50	0.00	0.00	0.00	0.00

Change Order #1

CY	560.00	REM/REPL PEA GRAVEL	9.58	5364.80	0.00	0.00	560.00	5364.80
----	--------	---------------------	------	---------	------	------	--------	---------

Change Order #2


LS	1.00	ABANDON EXISTING WATER SERVI	490.00	490.00	0.00	0.00	1.00	490.00
LS	1.00	EXPLORATION AT ADDISON/ARAPA	1255.00	1255.00	0.00	0.00	1.00	1255.00
LS	1.00	CONNECT SWB ROOF DRAINS	700.00	700.00	0.00	0.00	1.00	700.00

Change Order #3

LS	1.00	ORANGE CONSTRUCTION FENCE	952.84	952.84	0.00	0.00	1.00	952.84
LS	1.00	LOWER IRRIGATION CONDUIT	6061.72	6061.72	0.00	0.00	1.00	6061.72

LS	0.00	MATERIAL ON HAND, UTILITIES	1.00	0.00	0.00	0.00	0.00	0.00
LS	0.00	MATERIAL ON HAND, LANDSCAPE	1.00	0.00	0.00	0.00	10283.18	10263.16
LS	0.00	MATERIAL ON HAND, TREE GRATE	1.00	0.00	0.00	0.00	52358.00	52358.00
LS	0.00	MATERIAL ON HAND, SIGNAL ITEM	1.00	0.00	4178.25	4178.25	18345.00	18345.00

I certify that this monthly estimate is a true representation of the work performed on this contract.


Ed Bell Construction Company

11/14/99
Date

3,913,601.36	MONTH	99,742.85	TO DATE	1,509,454.48
	DEDUCTION	0.00	DEDUCTIONS	0.00
	SUB TOTAL	99,742.85	SUB TOTAL	1,509,454.48
	RETAINAGE		RETAINAGE	
	5%	4,987.14	5%	75,472.72
			PREV PAY	1,339,226.05
	SUB TOTAL	94,755.71	AMT DUE	94,755.71

Permit Date

Reviewed By:


Town of Addison Public Works Inspector

1/14/99
Date

Approved By:


Town of Addison Assistant City Engineer

1-18-99
Date

ED BELL CONSTRUCTION COMPANY

POST OFFICE BOX 540787
DALLAS, TEXAS 75354-0787

10605 HARRY HINES
DALLAS, TEXAS 75220

December 3, 1998

Mr. James C. Pierce, Jr., P.E.
Assistant City Engineer
Town of Addison
P.O. Box 144
Addison, Texas 75001


Re: Arapaho Road Reconstruction
Addison Road to Dallas North Tollway
Town of Addison

Dear Mr. Pierce:

Enclosed for you review is our billing on the referenced project through November 30, 1998.

If you have any questions regarding this billing, please contact our office.

Sincerely,
Ed Bell Construction Company



Robert D. Weber
Project Engineer

*Dave -
If OK, please
sign & return
to me
JCB.*

**TOWN OF ADDISON
PAYMENT AUTHORIZATION MEMO**

DATE 12 | 10 | 98

CLAIM # _____

CHECK AMOUNT \$ 58,677.15

Vendor No. 4129
 Vendor Name Ed Bell Construction Co.
 Address P.O. Box 540787
 Address Dallas
 Address TX
 Zip Code 75354-0787

INVOICE # OR DESCRIPTION	FUND	DEPT	OBJ	PROJ	SAC	AMOUNT
	(00)	(000)	(00000)	(00000)	(000)	(0000.00)
Estimate 8	41	000	58210	42302 ✓		58,677.15
TOTAL						\$58,677.15

EXPLANATION: Arapaho Road reconstruction Addison Rd to Dallas North Tollway

RECEIVED

DEC 14 1998

TOWN OF ADDISON
ACCOUNTING

[Signature]
 AUTHORIZED SIGNATURE

[Signature]
 FINANCE

ED BELL CONSTRUCTION COMPANY ***** MONTHLY ESTIMATE
 JOB NO. 931
 PROJECT_ ARAPAHO ROAD RECONSTRUCTION
 LOCATION ADDISON ROAD TO DALLAS NORTH TOLLWAY
 BID DATE_ JANUARY 15, 1998
 ENGINEER JAMES C. PIERCE, JR., P.E.
 OWNER_ CITY OF ADDISON

ESTIMATE N 8
 FROM NOVEMBER 1, 1998
 TO NOVEMBER 30, 1998

ITEM	UNIT	BID QUANTITY	DESCRIPTION	BID PRICE	TOTAL COST	QUANTITY THIS MONTH	AMOUNT	QUANTITY TO DATE	AMOUNT
101	MO	14.00	BARRICADES SIGNS & TRAFF CTRL	5000.00	70000.00	1.00	5000.00	8.00	40000.00
102	STA	37.00	PREP ROW	750.00	27750.00	5.00	3750.00	26.00	19500.00
103	SY	12764.00	REM & DISP OF EX CONC PAVE	7.50	95730.00	1384.00	10380.00	8497.00	63727.50
104	SF	9683.00	REM & DISP OF EX CONC SW	1.00	9683.00	1875.00	1875.00	7371.00	7371.00
105	CY*	13127.00	UNCLASS EXCAVATION (SCRAPER)	5.00	65635.00	1170.00	5850.00	11398.00	56990.00
106	SY*	29432.00	10in REINF CONC PAVE 650#FLEX	29.65	872658.80	218.00	6463.70	15355.00	455275.75
107	SY*	1709.00	6in REINF CONC PAVE 650# FLEX	24.00	41016.00	0.00	0.00	271.00	6504.00
108	SY	32509.00	6in LIME STAB INCL PROOFROLLIN	1.50	48763.50	4812.37	7218.56	20345.37	30518.06
109	TN	488.00	HYDRATED LIME (30 #/SY)	100.00	48800.00	25.25	2525.00	300.19	30019.00
110	LF	13296.00	6in INTEGRAL CONC CURB 650# FLE	1.50	19944.00	44.00	66.00	5338.00	8007.00
111	EA	15.00	MONO MEDIAN NOSE 650# FLEX	600.00	9000.00	4.00	2400.00	8.00	4800.00
112	SY	85.00	REINF CONC ISLAND 650# FLEX	35.00	2975.00	0.00	0.00	0.00	0.00
113	SF	2812.00	4in REINF CONC SW 3000#	2.45	6889.40	0.00	0.00	0.00	0.00
114	SY	1700.00	6in HMAC TY A DETOURS	15.00	25500.00	145.00	2175.00	821.00	12315.00
115	LF	207.00	REINF CONC ST HEADER 650# FLEX	8.00	1656.00	0.00	0.00	83.00	864.00
116	EA	980.00	4in DIA REFLECT PAVE MARKER TY	5.00	4900.00	0.00	0.00	0.00	0.00
117	EA	32.00	4in DIA REFLECT PAVE MARKER TY	6.00	192.00	0.00	0.00	0.00	0.00
118	EA	311.00	6in X 6in REFLECT JIGGLE BARS WH	13.00	4043.00	0.00	0.00	0.00	0.00
119	EA	246.00	8in 2 WAY DUAL REFLECT PAVE MA	30.00	7380.00	0.00	0.00	0.00	0.00
120	EA	17.00	4in SQ REFLECT FIRE HYDRANT MA	10.00	170.00	0.00	0.00	0.00	0.00
121	LF	575.00	24in WIDE WHITE THERMOPLASTIC	7.00	4025.00	0.00	0.00	0.00	0.00
122	EA	26.00	THERMOPLASTIC ADVISORY MARK	250.00	6500.00	0.00	0.00	0.00	0.00
123	LF	12800.00	4in WIDE TEMP LANE STRIPE	0.75	9600.00	0.00	0.00	0.00	0.00
124	LF	3700.00	2in DIA PVC SCH 40 ST LIGHT COND	3.50	12950.00	2066.00	7231.00	2066.00	7231.00
125	EA	20.00	ST LIGHT FOUNDATION	420.00	8400.00	0.00	0.00	0.00	0.00
126	EA	18.00	ST LIGHT PULL BOX	250.00	4500.00	0.00	0.00	0.00	0.00
127	CY	6200.00	EXCAVA, REM & DISP OF MISC FILL	5.00	31000.00	0.00	0.00	6200.00	31000.00
128	LF	65.00	6in X 12in 3000# REINF CONC BAND	15.00	975.00	0.00	0.00	0.00	0.00
129	CY	8.00	3600# REINF CONC COMBO RET WA	850.00	6800.00	0.00	0.00	0.00	0.00
130	SF	3300.00	3600# REINF CONC RET WALL	37.50	123750.00	0.00	0.00	2800.00	105000.00

STORM SEWER SCHEDULE

201	LF	48.00	15in DIA PVC SDR 35 PIPE	120.00	5520.00	0.00	0.00	46.00	5520.00
202	LF	34.00	CL III RCP 15in	41.00	1394.00	0.00	0.00	34.00	1394.00
203	LF	727.00	CL III RCP 18in	48.00	34896.00	0.00	0.00	702.00	33896.00
204	LF	156.00	CL III RCP 21in	51.00	7956.00	0.00	0.00	87.00	4437.00
205	LF	775.00	CL III RCP 24in	56.00	43400.00	0.00	0.00	775.00	43400.00
206	LF	529.00	CL III RCP 36in	91.00	48139.00	0.00	0.00	148.00	13468.00
207	LF	465.00	CL III RCP 39in	105.00	48825.00	0.00	0.00	282.00	29610.00
208	LF	162.00	CL III RCP 42in	110.00	17820.00	0.00	0.00	162.00	17820.00
209	EA	1.00	TY A MANHOLE	4000.00	4000.00	0.00	0.00	0.00	0.00
210	EA	3.00	TY B MANHOLE	4500.00	13500.00	0.00	0.00	2.00	9000.00
211	EA	1.00	DBL TY B HEADWALL 42in	2500.00	2500.00	0.00	0.00	1.00	2500.00
212	SY	290.00	2in STONE RIP RAP TY A DRY	20.00	5800.00	-290.00	-5800.00	0.00	0.00
213	SY	156.00	SOLID SOD BERMUDA GRASS, WTR	6.00	936.00	0.00	0.00	0.00	0.00
214	SY	1435.00	HYDROMULCH BERMUDA GRASS,	3.50	5022.50	0.00	0.00	0.00	0.00
215	EA	1.00	6' STD CURB INLET	1800.00	1800.00	0.00	0.00	0.50	900.00
216	EA	1.00	14' STD CURB INLET	3000.00	3000.00	0.00	0.00	0.00	0.00
217	EA	2.00	6' RECESS INLET	2000.00	4000.00	0.00	0.00	2.00	4000.00
218	EA	1.00	8' RECESS INLET	2100.00	2100.00	0.00	0.00	1.00	2100.00
219	EA	17.00	10' RECESS INLET	2400.00	40800.00	0.00	0.00	9.00	21600.00
220	EA	2.00	12' RECESS INLET	2700.00	5400.00	0.00	0.00	0.50	1350.00
221	EA	4.00	14' RECESS INLET	3300.00	13200.00	0.00	0.00	4.00	13200.00
222	EA	1.00	4' X 4' TY Y INLET	1600.00	1600.00	0.00	0.00	0.50	800.00
223	LF	632.00	REM & DISP OF EX REINF CONC PIP	9.00	5688.00	0.00	0.00	128.00	1152.00
224	EA	12.00	REM & DISP OF EX INLET	500.00	6000.00	0.00	0.00	8.00	4000.00
225	CY	1545.00	UNCLASS CHANNEL EXCAVA	7.00	10815.00	0.00	0.00	1545.00	10815.00
226	LS	1.00	TRENCH SAFETY DESIGN (ALL UTILI	1000.00	1000.00	0.00	0.00	1.00	1000.00
227	LF	2894.00	TRENCH SAFETY PROTECTION (DR	1.10	3183.40	0.00	0.00	2238.00	2459.60
228	EA	29.00	INLET PROTECT	50.00	1450.00	0.00	0.00	0.00	0.00
229	LF	125.00	STRAW BALE DIKE	3.00	375.00	0.00	0.00	0.00	0.00
230	LF	20.00	ROCK BERM	25.00	500.00	0.00	0.00	0.00	0.00
231	LF	1050.00	SILT FENCE	1.50	1575.00	0.00	0.00	0.00	0.00
232	EA	4.00	STAB CONST ENTR	1000.00	4000.00	0.00	0.00	2.00	2000.00

UTILITY SCHEDULE

301	LF	20.00	4in PVC DR18 CL 150 WTR PIPE	20.00	400.00	0.00	0.00	20.00	400.00
302	LF	218.00	6in PVC DR18 CL 150 WTR PIPE	25.00	5450.00	0.00	0.00	175.00	4375.00
303	LF	1220.00	8in PVC DR18 CL 150 WTR PIPE	35.00	42700.00	0.00	0.00	1296.00	45360.00
304	EA	1.00	GATE VALVE 4in	400.00	400.00	0.00	0.00	1.00	400.00

305	EA	7.00	GATE VALVE 6in	500.00	3500.00	0.00	0.00	7.00	3500.00
306	EA	8.00	GATE VALVE 8in	700.00	5600.00	0.00	0.00	7.00	4900.00
307	EA	14.00	FIRE HYDRANT	2000.00	28000.00	0.00	0.00	13.00	26000.00
308	LF	40.00	CONC ENCASE	25.00	1000.00	0.00	0.00	40.00	1000.00
309	EA	1.00	TAPP SLEEVE & VALVE 8in X 6in	2000.00	2000.00	0.00	0.00	1.00	2000.00
310	EA	2.00	TAPP SLEEVE & VALVE 24in X 8in	4000.00	8000.00	0.00	0.00	2.00	8000.00
311	EA	1.00	TAPP SLEEVE & VALVE 12in X 8in	3000.00	3000.00	0.00	0.00	0.00	0.00
312	EA	1.00	6in WTR METER/VAULT & BACKFLO	20000.00	20000.00	0.00	0.00	1.00	20000.00
313	EA	2.00	1in OR 1 1/2in WTR METER BOX & B	2000.00	4000.00	0.00	0.00	2.00	4000.00
314	EA	5.00	ADJ EX WTR VALVE COVER & STAC	125.00	625.00	0.00	0.00	0.00	0.00
315	EA	2.00	ADJ EX WTR METER BOX	125.00	250.00	0.00	0.00	0.00	0.00
316	EA	3.00	RECONNECT EX SERV	1000.00	3000.00	0.00	0.00	3.00	3000.00
317	EA	5.00	CONNECT TO EX WTR SERV	1200.00	6000.00	0.00	0.00	5.00	6000.00
318	LF	1458.00	TRENCH SAFETY (WATER)	1.20	1749.60	0.00	0.00	1491.00	1789.20
319	LS	1.00	PERFORM WTR TEST	1500.00	1500.00	0.00	0.00	0.70	1050.00
320	LF	497.00	SDR35 WWTR PIPE PVC 8in	50.00	24850.00	0.00	0.00	409.00	20450.00
321	EA	1.00	4' DIA MH	2000.00	2000.00	0.00	0.00	0.00	0.00
322	EA	2.00	CONNECT TO EX MH	1200.00	2400.00	0.00	0.00	2.00	2400.00
323	EA	4.00	ADJ MH TOP	500.00	2000.00	0.00	0.00	0.00	0.00
324	LF	20.00	CONC ENCASE	35.00	700.00	0.00	0.00	20.00	700.00
325	LF	497.00	TRENCH SAFETY (SANITARY SEWE	1.20	596.40	0.00	0.00	409.00	490.80
326	LF	497.00	TV INSPECT OF WWTR MAIN	1.20	596.40	0.00	0.00	0.00	0.00
327	LS	1.00	PERFORM WWTR LINE & MH TEST	500.00	500.00	0.00	0.00	0.00	0.00
328	EA	2.00	2in IRRIGATION TAP, VALVE, VALVE	2500.00	5000.00	0.00	0.00	3.00	7500.00

ELECTRICAL SCHEDULE

401	LF	3141.00	SCH 40 PVC ELECT CONDUIT 2in	3.10	9737.10	131.00	408.10	1308.00	4054.80
402	LF	739.00	SCH 40 PVC ELECT CONDUIT 3in	5.00	3695.00	122.00	610.00	358.00	1790.00
403	LF	163.00	SCH 40 PVC ELECT CONDUIT 4in	5.20	847.60	60.00	312.00	207.00	1076.40
404	LF	70.00	SCH 40 PVC ELECT CONDUIT 4in BO	16.00	1120.00	0.00	0.00	0.00	0.00
405	LF	1070.00	2 CONDUCT #6 XHHW ELECT WIRE	1.10	1177.00	0.00	0.00	0.00	0.00
406	LF	1891.00	#6 BARE ELECT WIRE	0.60	1134.60	0.00	0.00	0.00	0.00
407	EA	28.00	TY A PULL BOX	350.00	9800.00	0.00	0.00	0.00	0.00
408	EA	3.00	TY C PULL BOX	400.00	1200.00	0.00	0.00	0.00	0.00
409	LS	3.00	ELECT SERV CONNECT	850.00	2550.00	0.00	0.00	0.00	0.00
410	EA	10.00	TRAFF SIGN R10-12 MAST ARM MO	85.00	850.00	0.00	0.00	0.00	0.00
411	EA	2.00	TRAFF SIGN R3-8 MAST ARM MOUN	110.00	220.00	0.00	0.00	0.00	0.00
412	EA	7.00	TRAFF SIGN R3-4	110.00	770.00	0.00	0.00	0.00	0.00
413	EA	8.00	SIG POLE CONC FOUNDATION TY 3	1000.00	8000.00	0.00	0.00	0.00	0.00
414	EA	4.00	SIG POLE CONC FOUNDATION TY 3	1200.00	4800.00	0.00	0.00	0.00	0.00
415	EA	3.00	CONTROLLER CABINET FOUNDATI	800.00	2400.00	0.00	0.00	0.00	0.00
416	EA	4.00	30in T BASE POLE W/32' MAST ARM	3800.00	15200.00	0.00	0.00	0.00	0.00
417	EA	4.00	30in T BASE POLE W/36' MAST ARM	4400.00	17600.00	0.00	0.00	0.00	0.00
418	EA	2.00	30in T BASE POLE W/40' MAST ARM	5000.00	10000.00	0.00	0.00	0.00	0.00
419	EA	1.00	30in T BASE POLE W/44' MAST ARM	5200.00	5200.00	0.00	0.00	0.00	0.00
420	EA	18.00	12in 3 SEC SIG HEAD TY V3	300.00	5400.00	0.00	0.00	0.00	0.00
421	EA	12.00	12in 4 SEC SIG HEAD TY VLT	800.00	9600.00	0.00	0.00	0.00	0.00
422	EA	10.00	12in 4 SEC SIGN HEAD TY V4RT	800.00	8000.00	0.00	0.00	0.00	0.00
423	EA	18.00	VACUUM FORM BACKPLATE 3 SEC	50.00	900.00	0.00	0.00	0.00	0.00
424	EA	22.00	VACUUM FORM BACKPLATE 4 SEC	55.00	1210.00	0.00	0.00	0.00	0.00
425	EA	18.00	3 SEC ASTRO BRAC W/29in BANDS	85.00	1530.00	0.00	0.00	0.00	0.00
426	EA	22.00	4 SEC ASTON BRAC W/29in BANDS	90.00	1980.00	0.00	0.00	0.00	0.00
427	EA	22.00	PED SIG HEAD W/MOUNTING HDWR	300.00	6600.00	0.00	0.00	0.00	0.00
428	LF	1672.00	BELDEN 8261 COAX CABLE	2.20	3678.40	0.00	0.00	0.00	0.00
429	LF	1843.00	4 CNDR OPTICOM CABLE	1.10	2027.30	0.00	0.00	0.00	0.00
430	LF	1038.00	5 CONDUCT SIG CABLE #12 AWG	1.10	1141.80	0.00	0.00	0.00	0.00
431	LF	862.00	7 CONDUCT SIG CABLE #12 AWG	1.25	1077.50	0.00	0.00	0.00	0.00
432	LF	1792.00	3 CONDUCT SIG CABLE #14 AWG	0.70	1254.40	0.00	0.00	0.00	0.00
433	LF	699.00	5 CONDUCT SIG CABLE #12 AWG	1.10	768.90	0.00	0.00	0.00	0.00
434	LF	1462.00	16 CONDUCT SIG CABLE #12 AWG	2.20	3216.40	0.00	0.00	0.00	0.00
435	EA	22.00	PED PUSH BUTTON & T10 4B SIGN	110.00	2420.00	0.00	0.00	0.00	0.00
436	EA	11.00	OPTICOM DIRECT SENSORS	600.00	6600.00	0.00	0.00	0.00	0.00
437	EA	6.00	OPTICOM DISCRIMINATOR MODULE	2000.00	12000.00	0.00	0.00	0.00	0.00
438	EA	3.00	INSTALL PORT PER INTERFACE UPL	3500.00	10500.00 3500	0.00	0.00	0.00	0.00
439	EA	1.00	FURNISH PORT PER INTERFACE UP	15000.00	45000.00 15000	0.00	0.00	0.00	0.00
440	EA	3.00	5 PH NEMA TS-2 TY 1 CTRL ASSY	35000.00	105000.00	0.00	0.00	0.00	0.00
441	EA	11.00	VIDEO CAMERA W/MOUNT HDWR	2800.00	30800.00	0.00	0.00	0.00	0.00
442	EA	0	TV MONITOR FURN	1000.00	3000.00 0	0.00	0.00	0.00	0.00
443	EA	0	TV MONITOR INSTL	500.00	1500.00 0	0.00	0.00	0.00	0.00
444	EA	2.00	CONNECT TO EX RR CTRL	1000.00	2000.00	0.00	0.00	0.00	0.00
445	LS	1.00	ADJ OF CITY TRAFF SIGS AT INTER	15000.00	15000.00	0.00	0.00	0.00	0.00
446	EA	1.00	CONTROLLER CABINET ASSY (BRO	17000.00	17000.00	0.00	0.00	0.00	0.00
447	EA	1.00	VIDEO TRACKING UNIT	20000.00	20000.00	0.00	0.00	0.00	0.00
448	EA	1.00	62 PIN I/O CABLE	300.00	300.00	0.00	0.00	0.00	0.00
449	EA	1.00	CAMERA INTERFACE PANEL (6 CAM	600.00	600.00	0.00	0.00	0.00	0.00
450	EA	1.00	BNC CONNECTOR	5.00	5.00	0.00	0.00	0.00	0.00
451	EA	1.00	POWER CONDITIONER FOR VTU	300.00	300.00	0.00	0.00	0.00	0.00
452	EA	2.00	UNDERGROUND SVC, PEDESTAL, A	1200.00	2400.00	0.00	0.00	0.00	0.00

JEP
12-7-98

LANDSCAPE SCHEDULE

501	SF*	3950.00	BRICK PAVERS ON ASPH BASE ON	10.50	41475.00	0.00	0.00	0.00	0.00
502	SF	9800.00	CONC PAVING (SANDBLAST)ARAP	7.00	68600.00	0.00	0.00	3680.00	27160.00

503	SF	3490.00	CONC CROSSWALKS W/SANDBLAS	6.25	21812.50	0.00	0.00	1803.00	11266.75
504	SF*	4000.00	QUORUM DR/BRICK ON 4in CONC S	8.50	34000.00	0.00	0.00	0.00	0.00
505	SF*	8763.00	DBL ROW BRICK BAND ON CONCRE	9.00	78867.00	0.00	0.00	0.00	0.00
506	SF	44286.00	SPECIAL SW CONC DIAG PATTERN	4.75	210368.00	0.00	0.00	0.00	0.00
507	LF*	9780.00	1/4in FIBROUS EXPAND JOINT W/BA	3.10	30318.00	0.00	0.00	0.00	0.00
508	LF	385.00	1 FT WIDE CONCRETE MEDIAN/PAV	10.00	3850.00	0.00	0.00	0.00	0.00
509	EA	77.00	BEGA LIGHT FIXTURES & POLES IN	3000.00	231000.00	0.00	0.00	0.00	0.00
510	LF	3500.00	3/4in SCH 40 PVC ELECTR CONDT	2.80	9800.00	0.00	0.00	0.00	0.00
511	LF	4000.00	1in SCH 40 PVC ELECT CONDT	2.95	11800.00	0.00	0.00	0.00	0.00
512	LF	1200.00	2in SCH 40 PVC CONDT SLEEVES	3.00	3600.00	0.00	0.00	0.00	0.00
513	LF	4000.00	#6 AWG ELECT SERVICE	1.00	4000.00	0.00	0.00	0.00	0.00
514	LF	10000.00	#6 AWG ELECTR WIRE	0.50	5000.00	0.00	0.00	0.00	0.00
515	LF	2800.00	#10 AWG ELECTR WIRE	0.45	1260.00	0.00	0.00	0.00	0.00
516	EA	12.00	CAST IRON ELECT JCT BOX	600.00	7200.00	0.00	0.00	0.00	0.00
517	EA	113.00	60" TREE GRATE W/CONC EDGE & B	1900.00	214700.00	0.00	0.00	0.00	0.00
518	EA	16.00	BOLLARD W/LIGHT FIXTURE	2700.00	43200.00	0.00	0.00	0.00	0.00
519	LF	700.00	4in PERF SCH 40 PVC FRENCH DRAI	17.00	11900.00	0.00	0.00	0.00	0.00
520	LF	4600.00	NON-PERF PVC PIPE CONNECTED T	15.00	67500.00	0.00	0.00	0.00	0.00
521	EA	125.00	100 GAL 4in RED OAK	1000.00	125000.00	0.00	0.00	0.00	0.00
522	EA	132.00	12 FT FOSTER HOLLY	1000.00	132000.00	0.00	0.00	0.00	0.00
523	SF	504.00	ASIAN JASMINE 4in POTS, QUORUM	2.00	1008.00	0.00	0.00	0.00	0.00
524	SF	21862.00	BERMUDA SOD (TEX TURF 10)	0.50	10931.00	0.00	0.00	0.00	0.00
525	SF	2275.00	ASIAN JASMINE 4in POTS, MEDIANS	2.00	4550.00	0.00	0.00	0.00	0.00
526	EA	2.00	2in HERSEY WATER METERS W/TAP	2000.00	4000.00	0.00	0.00	0.00	0.00
527	EA	2.00	2in FEBCO 805-Y DBL CHECK VALVE	1000.00	2000.00	0.00	0.00	0.00	0.00
528	EA	1.00	RAINMASTER DX-2 STAINLESS STE	15000.00	15000.00	0.00	0.00	0.00	0.00
529	LS	1.00	ELECTRICAL SERVICE CONNECTIO	1500.00	1500.00	0.00	0.00	0.00	0.00
530	EA	214.00	RAIN-BIRD 1402 PRESS COMP BUBB	5.00	1070.00	0.00	0.00	0.00	0.00
531	EA	316.00	TORO 57DZ-40 TURF HEADS IN MED	6.00	1906.00	0.00	0.00	0.00	0.00
532	EA	227.00	TORO 570 MPR NOZZLES W/HARDIE	13.00	2951.00	0.00	0.00	0.00	0.00
533	LF	1160.00	4in SCH 40 PVC SLEEVES	5.10	5916.00	540.00	2754.00	540.00	2754.00
534	LF	5260.00	2 1/2in SCH 40 PVC SLEEVES (TREE	3.10	16306.00	495.00	1534.50	495.00	1534.50
535	EA	3.00	WEATHERMATIC 11000 SERIES 1 R	100.00	300.00	0.00	0.00	0.00	0.00
536	EA	7.00	WEATHERMATIC 11000 SERIES 1 1/	150.00	1050.00	0.00	0.00	0.00	0.00
537	EA	8.00	WEATHERMATIC 11000 SERIES 2in	200.00	1600.00	0.00	0.00	0.00	0.00
538	LF	18100.00	ELECTRICAL VALVE WIRING 14 GA	0.10	1810.00	0.00	0.00	0.00	0.00
539	LF	350.00	2.5in SCH 40 PVC MAIN LINE	3.30	1155.00	0.00	0.00	0.00	0.00
540	EA	18.00	SPEARS 2in BALL VALVES	50.00	900.00	0.00	0.00	0.00	0.00
541	EA	4.00	BUCKNER 30A QCV W/VALVE BOX	200.00	800.00	0.00	0.00	0.00	0.00
542	LF	80.00	2.5in CLASS 200 PVC PIPE	3.50	280.00	0.00	0.00	0.00	0.00
543	LF	1120.00	2in CLASS 200 PVC PIPE	2.20	2464.00	0.00	0.00	0.00	0.00
544	LF	1360.00	1 1/2in PVC PIPE	2.00	2720.00	0.00	0.00	0.00	0.00
545	LF	3220.00	1 1/4in PVC PIPE	1.80	5796.00	0.00	0.00	0.00	0.00
546	LF	4000.00	1in PVC PIPE	1.70	6800.00	0.00	0.00	0.00	0.00
547	LF	3400.00	3/4in PVC PIPE	1.60	5440.00	0.00	0.00	0.00	0.00
548	EA	109.00	60" TREE GRATE, R-8836-A (DEDUCT	(300.00)	(32,700.00)	0.00	0.00	0.00	0.00
550	LF	1750.00	3/4" PVC CONDUIT TO TREE WELLS	2.95	5162.50	0.00	0.00	0.00	0.00

Change Order #1

CY	560.00	REM/REPL PEA GRAVEL	9.58	5364.80	0.00	0.00	560.00	5364.80
----	--------	---------------------	------	---------	------	------	--------	---------

Change Order #2

LS	1.00	ABANDON EXISTING WATER SERVIC	490.00	490.00	0.00	0.00	1.00	490.00
LS	1.00	EXPLORATION AT ADDISON/ARAPAH	1255.00	1255.00	0.00	0.00	1.00	1255.00
LS	1.00	CONNECT SWB ROOF DRAINS	700.00	700.00	0.00	0.00	1.00	700.00


Change Order #3

LS	1.00	ORANGE CONSTRUCTION FENCE	952.84	952.84	1.00	952.84	1.00	952.84
LS	1.00	LOWER IRRIGATION CONDUIT	6061.72	6061.72	1.00	6061.72	1.00	6061.72

LS	0.00	MATERIAL ON HAND, UTILITIES	1.00	0.00	0.00	0.00	0.00	0.00
LS	0.00	MATERIAL ON HAND, LANDSCAPE	1.00	0.00	0.00	0.00	10263.16	10263.16
LS	0.00	MATERIAL ON HAND, TREE GRATES	1.00	0.00	0.00	0.00	52358.00	52358.00

LS 0.00 MATERIAL ON HAND, SIGNAL ITEMS 1.00 0.00 0.00 0.00 14166.75 14166.75


I certify that this monthly estimate is a true representation of the work performed on this contract.


Ed Bell Construction Company

Date

12/3/98


Reviewed By:


Town of Addison Public Works Inspector

Date

12/7/98

Approved By:


Town of Addison Assistant City Engineer

Date

12/8/98

3,955,101.38	MONTH	61,765.42	TO DATE	1,409,711.83
	DEDUCTIONS	0.00	DEDUCTIONS	0.00
	SUB TOTAL	61,765.42	SUB TOTAL	1,409,711.63
	RETAINAGE		RETAINAGE	
	5%	3,088.27	5%	70,485.58
	SUB TOTAL	58,677.15	PREV PAY	1,280,548.90
			AMT DUE	58,677.15

ED BELL CONSTRUCTION COMPANY

POST OFFICE BOX 540767
DALLAS, TEXAS 75354-0787

10605 HARRY HINES
DALLAS, TEXAS 75220

November 2, 1998

Mr. James C. Pierce, Jr., P.E.
Assistant City Engineer
Town of Addison
P.O. Box 144
Addison, Texas 75001


Re: Arapaho Road Reconstruction
Addison Road to Dallas North Tollway
Town of Addison

Dear Mr. Pierce:

Enclosed for you review is our billing on the referenced project through October 31, 1998.

If you have any questions regarding this billing, please contact our office.

Sincerely,
Ed Bell Construction Company



Robert D. Weber
Project Engineer

ED BELL CONSTRUCTION COMPANY ***** MONTHLY ESTIMATE
 JOB NO. 931
 PROJECT ARAPAHO ROAD RECONSTRUCTION
 LOCATION ADDISON ROAD TO DALLAS NORTH TOLLWAY
 BID DATE JANUARY 15, 1998
 ENGINEER JAMES C. PIERCE, JR., P.E.
 OWNER CITY OF ADDISON

ESTIMATE N 7
 FROM OCTOBER 1, 1998
 TO OCTOBER 30, 1998

ITEM	UNIT	BID QUANTITY	DESCRIPTION	BID PRICE	TOTAL COST	QUANTITY THIS MONTH	AMOUNT	QUANTITY TO DATE	AMOUNT
101	MO	14.00	BARRICADES SIGNS & TRAFF CTRL	5000.00	70000.00	1.00	5000.00	7.00	35000.00
102	STA	37.00	PREP ROW	750.00	27750.00	0.00	0.00	21.00	15750.00
103	SY	12764.00	REM & DISP OF EX CONC PAVE	7.50	95730.00	0.00	0.00	7113.00	53347.50
104	SF	9883.00	REM & DISP OF EX CONC SW	1.00	9883.00	0.00	0.00	5496.00	5496.00
105	CY'	13127.00	UNCLASS EXCAVATION (SCRAPER)	5.00	65635.00	0.00	0.00	10228.00	51140.00
106	SY*	29432.00	10in REINF CONC PAVE 650#FLEX	29.65	872658.80	1947.00	57728.55	15137.00	448812.05
107	SY*	1709.00	6in REINF CONC PAVE 650# FLEX	24.00	41016.00	4.00	98.00	271.00	6504.00
108	SY	32509.00	6in LIME STAB INCL PROOFROLLIN	1.50	48763.50	0.00	0.00	15533.00	23299.50
109	TN	468.00	HYDRATED LIME (30 #/SY)	100.00	48800.00	0.00	0.00	274.94	27494.00
110	LF	13296.00	6in INTEGRAL CONC CURB 650# FLE	1.50	19944.00	5294.00	7941.00	5294.00	7941.00
111	EA	15.00	MONO MEDIAN NOSE 650# FLEX	600.00	9000.00	4.00	2400.00	4.00	2400.00
112	SY	85.00	REINF CONC ISLAND 650# FLEX	35.00	2975.00	0.00	0.00	0.00	0.00
113	SF	2812.00	4in REINF CONC SW 3000#	2.45	6889.40	0.00	0.00	0.00	0.00
114	SY	1700.00	6in HMAC TY A DETOURS	15.00	25500.00	0.00	0.00	676.00	10140.00
115	LF	207.00	REINF CONC ST HEADER 650# FLEX	8.00	1656.00	0.00	0.00	83.00	664.00
116	EA	960.00	4in DIA REFLECT PAVE MARKER TY	5.00	4900.00	0.00	0.00	0.00	0.00
117	EA	32.00	4in DIA REFLECT PAVE MARKER TY	6.00	192.00	0.00	0.00	0.00	0.00
118	EA	311.00	6in X 6in REFLECT JIGGLE BARS WH	13.00	4043.00	0.00	0.00	0.00	0.00
119	EA	246.00	8in 2 WAY DUAL REFLECT PAVE MA	30.00	7360.00	0.00	0.00	0.00	0.00
120	EA	17.00	4in SQ REFLECT FIRE HYDRANT MA	10.00	170.00	0.00	0.00	0.00	0.00
121	LF	575.00	24in WIDE WHITE THERMOPLASTIC	7.00	4025.00	0.00	0.00	0.00	0.00
122	EA	26.00	THERMOPLASTIC ADVISORY MARK	250.00	6500.00	0.00	0.00	0.00	0.00
123	LF	12800.00	4in WIDE TEMP LANE STRIPE	0.75	9600.00	0.00	0.00	0.00	0.00
124	LF	3700.00	2in DIA PVC SCH 40 ST LIGHT COND	3.50	12950.00	0.00	0.00	0.00	0.00
125	EA	20.00	ST LIGHT FOUNDATION	420.00	8400.00	0.00	0.00	0.00	0.00
126	EA	18.00	ST LIGHT PULL BOX	250.00	4500.00	0.00	0.00	0.00	0.00
127	CY	6200.00	EXCAVA, REM & DISP OF MISC FILL	5.00	31000.00	0.00	0.00	6200.00	31000.00
128	LF	65.00	6in X 12in 3000# REINF CONC BAND	15.00	975.00	0.00	0.00	0.00	0.00
129	CY	8.00	3600# REINF CONC COMBO RET WA	850.00	6800.00	0.00	0.00	0.00	0.00
130	SF	3300.00	3600# REINF CONC RET WALL	37.50	123750.00	0.00	0.00	2800.00	105000.00

STORM SEWER SCHEDULE

201	LF	46.00	15in DIA PVC SDR 35 PIPE	120.00	5520.00	0.00	0.00	46.00	5520.00
202	LF	34.00	CL III RCP 15in	41.00	1394.00	0.00	0.00	34.00	1394.00
203	LF	727.00	CL III RCP 18in	46.00	34896.00	0.00	0.00	702.00	33696.00
204	LF	156.00	CL III RCP 21in	51.00	7956.00	0.00	0.00	87.00	4437.00
205	LF	775.00	CL III RCP 24in	56.00	43400.00	0.00	0.00	775.00	43400.00
206	LF	528.00	CL III RCP 36in	91.00	48139.00	0.00	0.00	148.00	13468.00
207	LF	465.00	CL III RCP 39in	105.00	48825.00	0.00	0.00	262.00	29610.00
208	LF	162.00	CL III RCP 42in	110.00	17820.00	0.00	0.00	162.00	17820.00
209	EA	1.00	TY A MANHOLE	4000.00	4000.00	0.00	0.00	0.00	0.00
210	EA	3.00	TY B MANHOLE	4500.00	13500.00	0.50	2250.00	2.00	9000.00
211	EA	1.00	DBL TY B HEADWALL 42in	2500.00	2500.00	0.00	0.00	1.00	2500.00
212	SY	290.00	2in STONE RIP RAP TY A DRY	20.00	5800.00	0.00	0.00	290.00	5800.00
213	SY	156.00	SOLID SOD BERMUDA GRASS, WTR	6.00	936.00	0.00	0.00	0.00	0.00
214	SY	1435.00	HYDROMULCH BERMUDA GRASS,	3.50	5022.50	0.00	0.00	0.00	0.00
215	EA	1.00	6' STD CURB INLET	1800.00	1800.00	0.00	0.00	0.50	900.00
216	EA	1.00	14' STD CURB INLET	3000.00	3000.00	0.00	0.00	0.00	0.00
217	EA	2.00	6' RECESS INLET	2000.00	4000.00	1.00	2000.00	2.00	4000.00
218	EA	1.00	8' RECESS INLET	2100.00	2100.00	0.00	0.00	1.00	2100.00
219	EA	17.00	10' RECESS INLET	2400.00	40800.00	2.50	6000.00	9.00	21600.00
220	EA	2.00	12' RECESS INLET	2700.00	5400.00	0.00	0.00	0.50	1350.00
221	EA	4.00	14' RECESS INLET	3300.00	13200.00	2.00	6600.00	4.00	13200.00
222	EA	1.00	4' X 4' TY Y INLET	1600.00	1600.00	0.00	0.00	0.50	800.00
223	LF	632.00	REM & DISP OF EX REINF CONC PIP	9.00	5688.00	0.00	0.00	128.00	1152.00
224	EA	12.00	REM & DISP OF EX INLET	500.00	6000.00	0.00	0.00	8.00	4000.00
225	CY	1545.00	UNCLASS CHANNEL EXCAVA	7.00	10815.00	0.00	0.00	1545.00	10815.00
226	LS	1.00	TRENCH SAFETY DESIGN (ALL UTILI	1000.00	1000.00	0.00	0.00	1.00	1000.00
227	LF	2894.00	TRENCH SAFETY PROTECTION (DR	1.10	3183.40	0.00	0.00	2236.00	2459.60
228	EA	29.00	INLET PROTECT	50.00	1450.00	0.00	0.00	0.00	0.00
229	LF	125.00	STRAW BALE DIKE	3.00	375.00	0.00	0.00	0.00	0.00
230	LF	20.00	ROCK BERM	25.00	500.00	0.00	0.00	0.00	0.00
231	LF	1050.00	SILT FENCE	1.50	1575.00	0.00	0.00	0.00	0.00
232	EA	4.00	STAB CONST ENTR	1000.00	4000.00	0.00	0.00	2.00	2000.00

UTILITY SCHEDULE

301	LF	20.00	4in PVC DR18 CL 150 WTR PIPE	20.00	400.00	0.00	0.00	20.00	400.00
302	LF	218.00	6in PVC DR18 CL 150 WTR PIPE	25.00	5450.00	0.00	0.00	175.00	4375.00
303	LF	1220.00	8in PVC DR18 CL 150 WTR PIPE	35.00	42700.00	0.00	0.00	1296.00	45360.00
304	EA	1.00	GATE VALVE 4in	400.00	400.00	0.00	0.00	1.00	400.00

305	EA	7.00	GATE VALVE 6in	500.00	3500.00	0.00	0.00	7.00	3500.00
306	EA	8.00	GATE VALVE 8in	700.00	5600.00	0.00	0.00	7.00	4900.00
307	EA	14.00	FIRE HYDRANT	2000.00	28000.00	0.00	0.00	13.00	28000.00
308	LF	40.00	CONC ENCASE	25.00	1000.00	0.00	0.00	40.00	1000.00
309	EA	1.00	TAPP SLEEVE & VALVE 8in X 6in	2000.00	2000.00	0.00	0.00	1.00	2000.00
310	EA	2.00	TAPP SLEEVE & VALVE 24in X 8in	4000.00	8000.00	0.00	0.00	2.00	8000.00
311	EA	1.00	TAPP SLEEVE & VALVE 12in X 8in	3000.00	3000.00	0.00	0.00	0.00	0.00
312	EA	1.00	8in WTR METER/VAULT & BACKFLO	20000.00	20000.00	0.00	0.00	1.00	20000.00
313	EA	2.00	1in OR 1 1/2in WTR METER BOX & B	2000.00	4000.00	0.00	0.00	2.00	4000.00
314	EA	5.00	ADJ EX WTR VALVE COVER & STAC	125.00	625.00	0.00	0.00	0.00	0.00
315	EA	2.00	ADJ EX WTR METER BOX	125.00	250.00	0.00	0.00	0.00	0.00
316	EA	3.00	RECONNECT EX SERV	1000.00	3000.00	0.00	0.00	3.00	3000.00
317	EA	5.00	CONNECT TO EX WTR SERV	1200.00	6000.00	0.00	0.00	5.00	6000.00
318	LF	1458.00	TRENCH SAFETY (WATER)	1.20	1749.60	0.00	0.00	1491.00	1789.20
319	LS	1.00	PERFORM WTR TEST	1500.00	1500.00	0.00	0.00	0.70	1050.00
320	LF	497.00	SDR35 WWTR PIPE PVC 8in	50.00	24850.00	0.00	0.00	409.00	20450.00
321	EA	1.00	4' DIA MH	2000.00	2000.00	0.00	0.00	0.00	0.00
322	EA	2.00	CONNECT TO EX MH	1200.00	2400.00	0.00	0.00	2.00	2400.00
323	EA	4.00	ADJ MH TOP	500.00	2000.00	0.00	0.00	0.00	0.00
324	LF	20.00	CONC ENCASE	35.00	700.00	0.00	0.00	20.00	700.00
325	LF	497.00	TRENCH SAFETY (SANITARY SEWE	1.20	596.40	0.00	0.00	409.00	490.80
326	LF	497.00	TV INSPECT OF WWTR MAIN	1.20	596.40	0.00	0.00	0.00	0.00
327	LS	1.00	PERFORM WWTR LINE & MH TEST	500.00	500.00	0.00	0.00	0.00	0.00
328	EA	2.00	2in IRRIGATION TAP, VALVE, VALVE	2500.00	5000.00	0.00	0.00	3.00	7500.00

ELECTRICAL SCHEDULE

401	LF	3141.00	SCH 40 PVC ELECT CONDUIT 2in	3.10	9737.10	0.00	0.00	1177.00	3648.70
402	LF	739.00	SCH 40 PVC ELECT CONDUIT 3in	5.00	3695.00	0.00	0.00	236.00	1180.00
403	LF	163.00	SCH 40 PVC ELECT CONDUIT 4in	5.20	847.60	0.00	0.00	147.00	764.40
404	LF	70.00	SCH 40 PVC ELECT CONDUIT 4in BO	16.00	1120.00	0.00	0.00	0.00	0.00
405	LF	1070.00	2 CONDUCT #8 XHHW ELECT WIRE	1.10	1177.00	0.00	0.00	0.00	0.00
406	LF	1891.00	#6 BARE ELECT WIRE	0.60	1134.80	0.00	0.00	0.00	0.00
407	EA	28.00	TY A PULL BOX	350.00	9800.00	0.00	0.00	0.00	0.00
408	EA	3.00	TY C PULL BOX	400.00	1200.00	0.00	0.00	0.00	0.00
409	LS	3.00	ELECT SERV CONNECT	850.00	2550.00	0.00	0.00	0.00	0.00
410	EA	10.00	TRAFF SIGN R10-12 MAST ARM MO	85.00	850.00	0.00	0.00	0.00	0.00
411	EA	2.00	TRAFF SIGN R3-8 MAST ARM MOUN	110.00	220.00	0.00	0.00	0.00	0.00
412	EA	7.00	TRAFF SIGN R3-4	110.00	770.00	0.00	0.00	0.00	0.00
413	EA	8.00	SIG POLE CONC FOUNDATION TY 3	1000.00	8000.00	0.00	0.00	0.00	0.00
414	EA	4.00	SIG POLE CONC FOUNDATION TY 3	1200.00	4800.00	0.00	0.00	0.00	0.00
415	EA	3.00	CONTROLLER CABINET FOUNDATI	800.00	2400.00	0.00	0.00	0.00	0.00
416	EA	4.00	30in T BASE POLE W/32' MAST ARM	3800.00	15200.00	0.00	0.00	0.00	0.00
417	EA	4.00	30in T BASE POLE W/36' MAST ARM	4400.00	17600.00	0.00	0.00	0.00	0.00
418	EA	2.00	30in T BASE POLE W/40' MAST ARM	5000.00	10000.00	0.00	0.00	0.00	0.00
419	EA	1.00	30in T BASE POLE W/44' MAST ARM	5200.00	5200.00	0.00	0.00	0.00	0.00
420	EA	18.00	12in 3 SEC SIG HEAD TY V3	300.00	5400.00	0.00	0.00	0.00	0.00
421	EA	12.00	12in 4 SEC SIG HEAD TY VLT	800.00	9600.00	0.00	0.00	0.00	0.00
422	EA	10.00	12in 4 SEC SIGN HEAD TY V4RT	800.00	8000.00	0.00	0.00	0.00	0.00
423	EA	18.00	VACUUM FORM BACKPLATE 3 SEC	50.00	900.00	0.00	0.00	0.00	0.00
424	EA	22.00	VACUUM FORM BACKPLATE 4 SEC	55.00	1210.00	0.00	0.00	0.00	0.00
425	EA	18.00	3 SEC ASTRO BRAC W/29in BANDS	85.00	1530.00	0.00	0.00	0.00	0.00
426	EA	22.00	4 SEC ASTON BRAC W/29in BANDS	90.00	1980.00	0.00	0.00	0.00	0.00
427	EA	22.00	PED SIG HEAD W/MOUNTING HDWR	300.00	6600.00	0.00	0.00	0.00	0.00
428	LF	1672.00	BELDEN 8261 COAX CABLE	2.20	3678.40	0.00	0.00	0.00	0.00
429	LF	1843.00	4 CNDR OPTICOM CABLE	1.10	2027.30	0.00	0.00	0.00	0.00
430	LF	1038.00	5 CONDUCT SIG CABLE #12 AWG	1.10	1141.80	0.00	0.00	0.00	0.00
431	LF	862.00	7 CONDUCT SIG CABLE #12 AWG	1.25	1077.50	0.00	0.00	0.00	0.00
432	LF	1792.00	3 CONDUCT SIG CABLE #14 AWG	0.70	1254.40	0.00	0.00	0.00	0.00
433	LF	699.00	5 CONDUCT SIG CABLE #12 AWG	1.10	768.90	0.00	0.00	0.00	0.00
434	LF	1462.00	16 CONDUCT SIG CABLE #12 AWG	2.20	3216.40	0.00	0.00	0.00	0.00
435	EA	22.00	PED PUSH BUTTON & T10 4B SIGN	110.00	2420.00	0.00	0.00	0.00	0.00
436	EA	11.00	OPTICOM DIRECT SENSORS	600.00	6600.00	0.00	0.00	0.00	0.00
437	EA	6.00	OPTICOM DISCRIMINATOR MODULE	2000.00	12000.00	0.00	0.00	0.00	0.00
438	EA	2.00	INSTALL PORT PER INTERFACE UPL	3500.00	10500.00	0.00	0.00	0.00	0.00
439	EA	3.00	FURNISH PORT PER INTERFACE UPL	15000.00	45000.00	0.00	0.00	0.00	0.00
440	EA	3.00	8 PH NEMA TS-2 TY 1 CTRL ASSY	35000.00	105000.00	0.00	0.00	0.00	0.00
441	EA	11.00	VIDEO CAMERA W/MOUNT HDWR	2800.00	30800.00	0.00	0.00	0.00	0.00
442	EA	3.00	TV MONITOR FURN	1000.00	3000.00	0.00	0.00	0.00	0.00
443	EA	3.00	TV MONITOR INSTL	500.00	1500.00	0.00	0.00	0.00	0.00
444	EA	2.00	CONNECT TO EX RR CTRL	1000.00	2000.00	0.00	0.00	0.00	0.00
445	LS	1.00	ADJ OF CITY TRAFF SIGS AT INTER	15000.00	15000.00	0.00	0.00	0.00	0.00
446	EA	1.00	CONTROLLER CABINET ASSY (BRO	17000.00	17000.00	0.00	0.00	0.00	0.00
447	EA	1.00	VIDEO TRACKING UNIT	20000.00	20000.00	0.00	0.00	0.00	0.00
448	EA	1.00	82 PIN I/O CABLE	300.00	300.00	0.00	0.00	0.00	0.00
449	EA	1.00	CAMERA INTERFACE PANEL (6 CAM	600.00	600.00	0.00	0.00	0.00	0.00
450	EA	1.00	BNC CONNECTOR	5.00	5.00	0.00	0.00	0.00	0.00
451	EA	1.00	POWER CONDITIONER FOR VTU	300.00	300.00	0.00	0.00	0.00	0.00
452	EA	2.00	UNDERGROUND SVC, PEDESTAL, A	1200.00	2400.00	0.00	0.00	0.00	0.00

LANDSCAPE SCHEDULE

501	SF*	3950.00	BRICK PAVERS ON ASPH BASE ON	10.50	41475.00	0.00	0.00	0.00	0.00
502	SF	9800.00	CONC PAVING (SANDBLAST)(ARAP	7.00	68600.00	3880.00	27160.00	3880.00	27160.00

503	SF	3490.00	CONC CROSSWALKS W/SANDBLAS	6.25	21812.50	1803.00	11268.75	1803.00	11268.75
504	SF*	4000.00	QUORUM DR/BRICK ON 4in CONC S	8.50	34000.00	0.00	0.00	0.00	0.00
505	SF*	8763.00	DBL ROW BRICK BAND ON CONCRE	9.00	78867.00	0.00	0.00	0.00	0.00
506	SF	44288.00	SPECIAL SW CONC DIAG PATTERN/	4.75	210368.00	0.00	0.00	0.00	0.00
507	LF*	9780.00	1/4in FIBROUS EXPAND JOINT W/BA	3.10	30318.00	0.00	0.00	0.00	0.00
508	LF	385.00	1 FT WIDE CONCRETE MEDIAN/PAV	10.00	3850.00	0.00	0.00	0.00	0.00
509	EA	77.00	BEGA LIGHT FIXTURES & POLES IN	3000.00	231000.00	0.00	0.00	0.00	0.00
510	LF	3500.00	3/4in SCH 40 PVC ELECTR CONDT	2.80	9800.00	0.00	0.00	0.00	0.00
511	LF	4000.00	1in SCH 40 PVC ELECT CONDT	2.95	11800.00	0.00	0.00	0.00	0.00
512	LF	1200.00	2in SCH 40 PVC CONDT SLEEVES	3.00	3600.00	0.00	0.00	0.00	0.00
513	LF	4000.00	#6 AWG ELECT SERVICE	1.00	4000.00	0.00	0.00	0.00	0.00
514	LF	10000.00	#6 AWG ELECTR WIRE	0.50	5000.00	0.00	0.00	0.00	0.00
515	LF	2800.00	#10 AWG ELECTR WIRE	0.45	1260.00	0.00	0.00	0.00	0.00
516	EA	12.00	CAST IRON ELECT JCT BOX	600.00	7200.00	0.00	0.00	0.00	0.00
517	EA	113.00	60" TREE GRATE W/CONC EDGE & B	1900.00	214700.00	0.00	0.00	0.00	0.00
518	EA	16.00	BOLLARD W/LIGHT FIXTURE	2700.00	43200.00	0.00	0.00	0.00	0.00
519	LF	700.00	4in PERF SCH 40 PVC FRENCH DRAI	17.00	11900.00	0.00	0.00	0.00	0.00
520	LF	4500.00	NON-PERF PVC PIPE CONNECTED T	15.00	67500.00	0.00	0.00	0.00	0.00
521	EA	125.00	100 GAL 4in RED OAK	1000.00	125000.00	0.00	0.00	0.00	0.00
522	EA	132.00	12 FT FOSTER HOLLY	1000.00	132000.00	0.00	0.00	0.00	0.00
523	SF	504.00	ASIAN JASMINE 4in POTS, QUORUM	2.00	1008.00	0.00	0.00	0.00	0.00
524	SF	21862.00	BERMUDA SOD (TEX TURF 10)	0.50	10931.00	0.00	0.00	0.00	0.00
525	SF	2275.00	ASIAN JASMINE 4in POTS, MEDIANS	2.00	4550.00	0.00	0.00	0.00	0.00
526	EA	2.00	2in HERSEY WATER METERS W/TAP	2000.00	4000.00	0.00	0.00	0.00	0.00
527	EA	2.00	2in FEBCO 805-Y DBL CHECK VALVE	1000.00	2000.00	0.00	0.00	0.00	0.00
528	EA	1.00	RAINMASTER DX-2 STAINLESS STE	15000.00	15000.00	0.00	0.00	0.00	0.00
529	LS	1.00	ELECTRICAL SERVICE CONNECTIO	1500.00	1500.00	0.00	0.00	0.00	0.00
530	EA	214.00	RAIN-BIRD 1402 PRESS COMP BUBB	5.00	1070.00	0.00	0.00	0.00	0.00
531	EA	318.00	TORO 57DZ-40 TURF HEADS IN MED	6.00	1908.00	0.00	0.00	0.00	0.00
532	EA	227.00	TORO 570 MPR NOZZLES W/HARDIE	13.00	2951.00	0.00	0.00	0.00	0.00
533	LF	1160.00	4in SCH 40 PVC SLEEVES	5.10	5916.00	0.00	0.00	0.00	0.00
534	LF	5260.00	2 1/2in SCH 40 PVC SLEEVES (TREE	3.10	16306.00	0.00	0.00	0.00	0.00
535	EA	3.00	WEATHERMATIC 11000 SERIES 1 R	100.00	300.00	0.00	0.00	0.00	0.00
536	EA	7.00	WEATHERMATIC 11000 SERIES 1 1/	150.00	1050.00	0.00	0.00	0.00	0.00
537	EA	8.00	WEATHERMATIC 11000 SERIES 2in	200.00	1600.00	0.00	0.00	0.00	0.00
538	LF	18100.00	ELECTRICAL VALVE WIRING 14 GA	0.10	1810.00	0.00	0.00	0.00	0.00
539	LF	350.00	2.5in SCH 40 PVC MAIN LINE	3.30	1155.00	0.00	0.00	0.00	0.00
540	EA	18.00	SPEARS 2in BALL VALVES	50.00	900.00	0.00	0.00	0.00	0.00
541	EA	4.00	BUCKNER 30A QCV W/VALVE BOX	200.00	800.00	0.00	0.00	0.00	0.00
542	LF	80.00	2.5in CLASS 200 PVC PIPE	3.50	280.00	0.00	0.00	0.00	0.00
543	LF	1120.00	2in CLASS 200 PVC PIPE	2.20	2464.00	0.00	0.00	0.00	0.00
544	LF	1360.00	1 1/2in PVC PIPE	2.00	2720.00	0.00	0.00	0.00	0.00
545	LF	3220.00	1 1/4in PVC PIPE	1.80	5796.00	0.00	0.00	0.00	0.00
546	LF	4000.00	1in PVC PIPE	1.70	6800.00	0.00	0.00	0.00	0.00
547	LF	3400.00	3/4in PVC PIPE	1.60	5440.00	0.00	0.00	0.00	0.00
548	EA	109.00	60" TREE GRATE, R-8838-A (DEDUCT	(300.00)	(32,700.00)	0.00	0.00	0.00	0.00
550	LF	1750.00	3/4" PVC CONDUIT TO TREE WELLS	2.95	5162.50	0.00	0.00	0.00	0.00

Change Order #1

CY	560.00	REM/REPL PEA GRAVEL	9.58	5364.80	0.00	0.00	560.00	5364.80
----	--------	---------------------	------	---------	------	------	--------	---------

Change Order #2

LS	1.00	ABANDON EXISTING WATER SERVIC	490.00	490.00	0.00	0.00	1.00	490.00
LS	1.00	EXPLORATION AT ADDISON/ARAPAH	1255.00	1255.00	0.00	0.00	1.00	1255.00
LS	1.00	CONNECT SWB ROOF DRAINS	700.00	700.00	0.00	0.00	1.00	700.00

LS	0.00	MATERIAL ON HAND, UTILITIES	1.00	0.00	0.00	0.00	0.00	0.00
LS	0.00	MATERIAL ON HAND, LANDSCAPE	1.00	0.00	0.00	0.00	10263.16	10263.16
LS	0.00	MATERIAL ON HAND, TREE GRATES	1.00	0.00	0.00	0.00	52358.00	52358.00

LS 0.00 MATERIAL ON HAND, SIGNAL ITEMS 1.00 0.00 0.00 0.00 14168.75 14168.75

3,948,086.80	MONTH	128,444.30	TO DATE	1,347,946.21
	DEDUCTIONS	0.00	DEDUCTIONS	0.00
	SUB TOTAL	128,444.30	SUB TOTAL	1,347,946.21
	RETAINAGE		RETAINAGE	
	5%	6,422.22	5%	67,397.31
	SUB TOTAL	122,022.08	PREV PAY	1,158,526.81
			AMT DUE	122,022.09

I certify that this monthly estimate is a true representation of the work performed on this contract.


 Ed Bell Construction Company

2 Nov 98
 Date

Reviewed By:


 Town of Addison Public Works Inspector

11/5/98
 Date

Approved By:


 Town of Addison Assistant City Engineer

11-5-98
 Date

ED BELL CONSTRUCTION COMPANY

POST OFFICE BOX 540787
DALLAS, TEXAS 75354-0787

10605 HARRY HINES
DALLAS, TEXAS 75220

October 7, 1998


Mr. James C. Pierce, Jr., P.E.
Assistant City Engineer
Town of Addison
P.O. Box 144
Addison, Texas 75001

Re: Arapaho Road Reconstruction
Addison Road to Dallas North Tollway
Town of Addison

Dear Mr. Pierce:

Enclosed for your review is our billing on the referenced project through September 30, 1998. This billing includes a request for payment for \$14,168.75 worth of material on hand for various traffic signal and video monitoring items that have not been incorporated into the work. These items are currently stored in Integrated Roadway Services' yard and are available for your inspection. Attached for your records is the invoice that supports this request for payment.

If you have any questions regarding this billing, please contact our office.

Sincerely,
Ed Bell Construction Company

Robert D. Weber
Project Engineer

ED BELL CONSTRUCTION COMPANY ***** MONTHLY ESTIMATE

JOB NO. 931 ESTIMATE N 6
 PROJECT_ ARAPAHO ROAD RECONSTRUCTION
 LOCATION ADDISON ROAD TO DALLAS NORTH TOLLWAY FROM SEPTEMBER 1, 1998
 BID DATE_ JANUARY 15, 1998 TO SEPTEMBER 30, 1998
 ENGINEER JAMES C. PIERCE, JR., P.E.
 OWNER_ CITY OF ADDISON

ITEM	UNIT	BID QUANTITY	DESCRIPTION	BID PRICE	TOTAL COST	QUANTITY THIS MONTH	AMOUNT	QUANTITY TO DATE	AMOUNT
101	MO	14.00	BARRICADES SIGNS & TRAFF CTRL	5000.00	70000.00	1.00	5000.00	6.00	30000.00
102	STA	37.00	PREP ROW	750.00	27750.00	0.00	0.00	21.00	15750.00
103	SY	12764.00	REM & DISP OF EX CONC PAVE	7.50	95730.00	0.00	0.00	7113.00	53347.50
104	SF	9683.00	REM & DISP OF EX CONC SW	1.00	9683.00	0.00	0.00	5496.00	5496.00
105	CY*	13127.00	UNCLASS EXCAVATION (SCRAPER)	5.00	65635.00	0.00	0.00	10228.00	51140.00
106	SY*	29432.00	10in REINF CONC PAVE 650#FLEX	29.65	872658.80	13190.00	391083.50	13190.00	391083.50
107	SY*	1709.00	6in REINF CONC PAVE 650# FLEX	24.00	41016.00	267.00	6408.00	267.00	6408.00
108	SY	32509.00	6in LIME STAB INCL PROOFROLLIN	1.50	48763.50	0.00	0.00	15533.00	23299.50
109	TN	488.00	HYDRATED LIME (30 #/SY)	100.00	48800.00	0.00	0.00	274.94	27494.00
110	LF	13296.00	6in INTEGRAL CONC CURB 650# FLE	1.50	19944.00	0.00	0.00	0.00	0.00
111	EA	15.00	MONO MEDIAN NOSE 650# FLEX	600.00	9000.00	0.00	0.00	0.00	0.00
112	SY	85.00	REINF CONC ISLAND 650# FLEX	35.00	2975.00	0.00	0.00	0.00	0.00
113	SF	2812.00	4in REINF CONC SW 3000#	2.45	8889.40	0.00	0.00	0.00	0.00
114	SY	1700.00	8in HMACTY A DETOURS	15.00	25500.00	60.00	900.00	676.00	10140.00
115	LF	207.00	REINF CONC ST HEADER 650# FLEX	8.00	1656.00	83.00	664.00	83.00	664.00
116	EA	980.00	4in DIA REFLECT PAVE MARKER TY	5.00	4900.00	0.00	0.00	0.00	0.00
117	EA	32.00	4in DIA REFLECT PAVE MARKER TY	6.00	192.00	0.00	0.00	0.00	0.00
118	EA	311.00	6in X 6in REFLECT JIGGLE BARS WH	13.00	4043.00	0.00	0.00	0.00	0.00
119	EA	246.00	8in 2 WAY DUAL REFLECT PAVE MA	30.00	7380.00	0.00	0.00	0.00	0.00
120	EA	17.00	4in SQ REFLECT FIRE HYDRANT MA	10.00	170.00	0.00	0.00	0.00	0.00
121	LF	575.00	24in WIDE WHITE THERMOPLASTIC	7.00	4025.00	0.00	0.00	0.00	0.00
122	EA	26.00	THERMOPLASTIC ADVISORY MARK	250.00	6500.00	0.00	0.00	0.00	0.00
123	LF	12800.00	4in WIDE TEMP LANE STRIPE	0.75	9600.00	0.00	0.00	0.00	0.00
124	LF	3700.00	2in DIA PVC SCH 40 ST LIGHT COND	3.50	12950.00	0.00	0.00	0.00	0.00
125	EA	20.00	ST LIGHT FOUNDATION	420.00	8400.00	0.00	0.00	0.00	0.00
128	EA	18.00	ST LIGHT PULL BOX	250.00	4500.00	0.00	0.00	0.00	0.00
127	CY	6200.00	EXCAVA, REM & DISP OF MISC FILL	5.00	31000.00	0.00	0.00	6200.00	31000.00
128	LF	65.00	6in X 12in 3000# REINF CONC BAND	15.00	975.00	0.00	0.00	0.00	0.00
129	CY	8.00	3600# REINF CONC COMBO RET WA	850.00	6800.00	0.00	0.00	0.00	0.00
130	SF	3300.00	3600# REINF CONC RET WALL	37.50	123750.00	335.00	12562.50	2800.00	105000.00

STORM SEWER SCHEDULE

201	LF	46.00	15in DIA PVC SDR 35 PIPE	120.00	5520.00	0.00	0.00	46.00	5520.00
202	LF	34.00	CL III RCP 15in	41.00	1394.00	0.00	0.00	34.00	1394.00
203	LF	727.00	CL III RCP 18in	48.00	34896.00	0.00	0.00	702.00	33696.00
204	LF	156.00	CL III RCP 21in	51.00	7956.00	0.00	0.00	87.00	4437.00
205	LF	775.00	CL III RCP 24in	56.00	43400.00	0.00	0.00	775.00	43400.00
206	LF	529.00	CL III RCP 36in	91.00	48139.00	0.00	0.00	148.00	13468.00
207	LF	465.00	CL III RCP 39in	105.00	48825.00	0.00	0.00	282.00	29610.00
208	LF	162.00	CL III RCP 42in	110.00	17820.00	0.00	0.00	162.00	17820.00
209	EA	1.00	TY A MANHOLE	4000.00	4000.00	0.00	0.00	0.00	0.00
210	EA	3.00	TY B MANHOLE	4500.00	13500.00	0.00	0.00	1.50	6750.00
211	EA	1.00	DBL TY B HEADWALL 42in	2500.00	2500.00	0.00	0.00	1.00	2500.00
212	SY	290.00	2in STONE RIP RAP TY A DRY	20.00	5800.00	0.00	0.00	290.00	5800.00
213	SY	156.00	SOLID SOD BERMUDA GRASS, WTR	6.00	936.00	0.00	0.00	0.00	0.00
214	SY	1435.00	HYDROMULCH BERMUDA GRASS,	3.50	5022.50	0.00	0.00	0.00	0.00
215	EA	1.00	6' STD CURB INLET	1800.00	1800.00	0.00	0.00	0.50	900.00
216	EA	1.00	14' STD CURB INLET	3000.00	3000.00	0.00	0.00	0.00	0.00
217	EA	2.00	6' RECESS INLET	2000.00	4000.00	0.00	0.00	1.00	2000.00
218	EA	1.00	8' RECESS INLET	2100.00	2100.00	0.50	1050.00	1.00	2100.00
219	EA	17.00	10' RECESS INLET	2400.00	40800.00	1.00	2400.00	6.50	15600.00
220	EA	2.00	12' RECESS INLET	2700.00	5400.00	0.00	0.00	0.50	1350.00
221	EA	4.00	14' RECESS INLET	3300.00	13200.00	0.00	0.00	2.00	6600.00
222	EA	1.00	4' X 4' TY Y INLET	1600.00	1600.00	0.00	0.00	0.50	800.00
223	LF	632.00	REM & DISP OF EX REINF CONC PIP	9.00	5688.00	0.00	0.00	128.00	1152.00
224	EA	12.00	REM & DISP OF EX INLET	500.00	6000.00	0.00	0.00	8.00	4000.00
225	CY	1545.00	UNCLASS CHANNEL EXCAVA	7.00	10815.00	618.00	4326.00	1545.00	10815.00
226	LS	1.00	TRENCH SAFETY DESIGN (ALL UTILI	1000.00	1000.00	0.00	0.00	1.00	1000.00
227	LF	2894.00	TRENCH SAFETY PROTECTION (DR	1.10	3183.40	0.00	0.00	2236.00	2459.60
228	EA	29.00	INLET PROTECT	50.00	1450.00	0.00	0.00	0.00	0.00
229	LF	125.00	STRAW BALE DIKE	3.00	375.00	0.00	0.00	0.00	0.00
230	LF	20.00	ROCK BERM	25.00	500.00	0.00	0.00	0.00	0.00
231	LF	1050.00	SILT FENCE	1.50	1575.00	0.00	0.00	0.00	0.00
232	EA	4.00	STAB CONST ENTR	1000.00	4000.00	0.00	0.00	2.00	2000.00

UTILITY SCHEDULE

301	LF	20.00	4in PVC DR18 CL 150 WTR PIPE	20.00	400.00	0.00	0.00	20.00	400.00
302	LF	218.00	8in PVC DR18 CL 150 WTR PIPE	25.00	5450.00	25.00	625.00	175.00	4375.00
303	LF	1220.00	8in PVC DR18 CL 150 WTR PIPE	35.00	42700.00	0.00	0.00	1296.00	45360.00
304	EA	1.00	GATE VALVE 4in	400.00	400.00	0.00	0.00	1.00	400.00

305	EA	7.00	GATE VALVE 6in	500.00	3500.00	0.00	0.00	7.00	3500.00
306	EA	8.00	GATE VALVE 8in	700.00	5600.00	0.00	0.00	7.00	4900.00
307	EA	14.00	FIRE HYDRANT	2000.00	28000.00	2.00	4000.00	13.00	26000.00
308	LF	40.00	CONC ENCASE	25.00	1000.00	0.00	0.00	40.00	1000.00
309	EA	1.00	TAPP SLEEVE & VALVE 8in X 8in	2000.00	2000.00	0.00	0.00	1.00	2000.00
310	EA	2.00	TAPP SLEEVE & VALVE 24in X 8in	4000.00	8000.00	0.00	0.00	2.00	8000.00
311	EA	1.00	TAPP SLEEVE & VALVE 12in X 6in	3000.00	3000.00	0.00	0.00	0.00	0.00
312	EA	1.00	6in WTR METER/VAULT & BACKFLO	20000.00	20000.00	0.00	0.00	1.00	20000.00
313	EA	2.00	1in OR 1 1/2in WTR METER BOX & B	2000.00	4000.00	0.00	0.00	2.00	4000.00
314	EA	5.00	ADJ EX WTR VALVE COVER & STAC	125.00	625.00	0.00	0.00	0.00	0.00
315	EA	2.00	ADJ EX WTR METER BOX	125.00	250.00	0.00	0.00	0.00	0.00
316	EA	3.00	RECONNECT EX SERV	1000.00	3000.00	0.00	0.00	3.00	3000.00
317	EA	5.00	CONNECT TO EX WTR SERV	1200.00	6000.00	0.00	0.00	5.00	6000.00
318	LF	1458.00	TRENCH SAFETY (WATER)	1.20	1749.60	25.00	30.00	1491.00	1789.20
319	LS	1.00	PERFORM WTR TEST	1500.00	1500.00	0.00	0.00	0.70	1050.00
320	LF	497.00	SDR35 WWTR PIPE PVC 8in	50.00	24850.00	0.00	0.00	409.00	20450.00
321	EA	1.00	4' DIA MH	2000.00	2000.00	0.00	0.00	0.00	0.00
322	EA	2.00	CONNECT TO EX MH	1200.00	2400.00	0.00	0.00	2.00	2400.00
323	EA	4.00	ADJ MH TOP	500.00	2000.00	0.00	0.00	0.00	0.00
324	LF	20.00	CONC ENCASE	35.00	700.00	0.00	0.00	20.00	700.00
325	LF	497.00	TRENCH SAFETY (SANITARY SEWE	1.20	598.40	0.00	0.00	409.00	490.80
326	LF	497.00	TV INSPECT OF WWTR MAIN	1.20	596.40	0.00	0.00	0.00	0.00
327	LS	1.00	PERFORM WWTR LINE & MH TEST	500.00	500.00	0.00	0.00	0.00	0.00
328	EA	2.00	2in IRRIGATION TAP, VALVE, VALVE	2500.00	5000.00	0.00	0.00	3.00	7500.00

ELECTRICAL SCHEDULE

401	LF	3141.00	SCH 40 PVC ELECT CONDUIT 2in	3.10	9737.10	1177.00	3648.70	1177.00	3648.70
402	LF	739.00	SCH 40 PVC ELECT CONDUIT 3in	5.00	3695.00	236.00	1180.00	236.00	1180.00
403	LF	163.00	SCH 40 PVC ELECT CONDUIT 4in	5.20	847.60	147.00	764.40	147.00	764.40
404	LF	70.00	SCH 40 PVC ELECT CONDUIT 4in BO	16.00	1120.00	0.00	0.00	0.00	0.00
405	LF	1070.00	2 CONDUCT #6 XHHW ELECT WIRE	1.10	1177.00	0.00	0.00	0.00	0.00
408	LF	1891.00	#6 BARE ELECT WIRE	0.60	1134.60	0.00	0.00	0.00	0.00
407	EA	28.00	TY A PULL BOX	350.00	9800.00	0.00	0.00	0.00	0.00
408	EA	3.00	TY C PULL BOX	400.00	1200.00	0.00	0.00	0.00	0.00
409	LS	3.00	ELECT SERV CONNECT	850.00	2550.00	0.00	0.00	0.00	0.00
410	EA	10.00	TRAFF SIGN R10-12 MAST ARM MO	85.00	850.00	0.00	0.00	0.00	0.00
411	EA	2.00	TRAFF SIGN R3-8 MAST ARM MOUN	110.00	220.00	0.00	0.00	0.00	0.00
412	EA	7.00	TRAFF SIGN R3-4	110.00	770.00	0.00	0.00	0.00	0.00
413	EA	8.00	SIG POLE CONC FOUNDATION TY 3	1000.00	8000.00	0.00	0.00	0.00	0.00
414	EA	4.00	SIG POLE CONC FOUNDATION TY 3	1200.00	4800.00	0.00	0.00	0.00	0.00
415	EA	3.00	CONTROLLER CABINET FOUNDATI	800.00	2400.00	0.00	0.00	0.00	0.00
418	EA	4.00	30in T BASE POLE W/32' MAST ARM	3800.00	15200.00	0.00	0.00	0.00	0.00
417	EA	4.00	30in T BASE POLE W/36' MAST ARM	4400.00	17600.00	0.00	0.00	0.00	0.00
418	EA	2.00	30in T BASE POLE W/40' MAST ARM	5000.00	10000.00	0.00	0.00	0.00	0.00
419	EA	1.00	30in T BASE POLE W/44' MAST ARM	5200.00	5200.00	0.00	0.00	0.00	0.00
420	EA	18.00	12in 3 SEC SIG HEAD TY V3	300.00	5400.00	0.00	0.00	0.00	0.00
421	EA	12.00	12in 4 SEC SIG HEAD TY VLT	800.00	9600.00	0.00	0.00	0.00	0.00
422	EA	10.00	12in 4 SEC SIGN HEAD TY V4RT	800.00	8000.00	0.00	0.00	0.00	0.00
423	EA	18.00	VACUUM FORM BACKPLATE 3 SEC	50.00	900.00	0.00	0.00	0.00	0.00
424	EA	22.00	VACUUM FORM BACKPLATE 4 SEC	55.00	1210.00	0.00	0.00	0.00	0.00
425	EA	18.00	3 SEC ASTRO BRAC W/29in BANDS	85.00	1530.00	0.00	0.00	0.00	0.00
426	EA	22.00	4 SEC ASTON BRAC W/29in BANDS	90.00	1980.00	0.00	0.00	0.00	0.00
427	EA	22.00	PED SIG HEAD W/MOUNTING HDWR	300.00	6600.00	0.00	0.00	0.00	0.00
428	LF	1672.00	BELDEN 8281 COAX CABLE	2.20	3678.40	0.00	0.00	0.00	0.00
429	LF	1843.00	4 CNDR OPTICOM CABLE	1.10	2027.30	0.00	0.00	0.00	0.00
430	LF	1038.00	5 CONDUCT SIG CABLE #12 AWG	1.10	1141.80	0.00	0.00	0.00	0.00
431	LF	862.00	7 CONDUCT SIG CABLE #12 AWG	1.25	1077.50	0.00	0.00	0.00	0.00
432	LF	1792.00	3 CONDUCT SIG CABLE #14 AWG	0.70	1254.40	0.00	0.00	0.00	0.00
433	LF	699.00	5 CONDUCT SIG CABLE #12 AWG	1.10	768.90	0.00	0.00	0.00	0.00
434	LF	1462.00	18 CONDUCT SIG CABLE #12 AWG	2.20	3216.40	0.00	0.00	0.00	0.00
435	EA	22.00	PED PUSH BUTTON & T10 4B SIGN	110.00	2420.00	0.00	0.00	0.00	0.00
436	EA	11.00	OPTICOM DIRECT SENSORS	600.00	6600.00	0.00	0.00	0.00	0.00
437	EA	6.00	OPTICOM DISCRIMINATOR MODULE	2000.00	12000.00	0.00	0.00	0.00	0.00
438	EA	3.00	INSTALL PORT PER INTERFACE UPL	3500.00	10500.00	0.00	0.00	0.00	0.00
439	EA	3.00	FURNISH PORT PER INTERFACE UP	15000.00	45000.00	0.00	0.00	0.00	0.00
440	EA	3.00	8 PH NEMA TS-2 TY 1 CTROL ASSY	35000.00	105000.00	0.00	0.00	0.00	0.00
441	EA	11.00	VIDEO CAMERA W/MOUNT HDWR	2800.00	30800.00	0.00	0.00	0.00	0.00
442	EA	3.00	TV MONITOR FURN	1000.00	3000.00	0.00	0.00	0.00	0.00
443	EA	3.00	TV MONITOR INSTL	500.00	1500.00	0.00	0.00	0.00	0.00
444	EA	2.00	CONNECT TO EX RR CTRL	1000.00	2000.00	0.00	0.00	0.00	0.00
445	LS	1.00	ADJ OF CITY TRAFF SIGS AT INTER	15000.00	15000.00	0.00	0.00	0.00	0.00
446	EA	1.00	CONTROLLER CABINET ASSY (BRO	17000.00	17000.00	0.00	0.00	0.00	0.00
447	EA	1.00	VIDEO TRACKING UNIT	20000.00	20000.00	0.00	0.00	0.00	0.00
448	EA	1.00	62 PIN I/O CABLE	300.00	300.00	0.00	0.00	0.00	0.00
449	EA	1.00	CAMERA INTERFACE PANEL (6 CAM	600.00	600.00	0.00	0.00	0.00	0.00
450	EA	1.00	BNC CONNECTOR	5.00	5.00	0.00	0.00	0.00	0.00
451	EA	1.00	POWER CONDITIONER FOR VTU	300.00	300.00	0.00	0.00	0.00	0.00
452	EA	2.00	UNDERGROUND SVC, PEDESTAL, A	1200.00	2400.00	0.00	0.00	0.00	0.00

LANDSCAPE SCHEDULE

501	SF*	3950.00	BRICK PAVERS ON ASPH BASE ON	10.50	41475.00	0.00	0.00	0.00	0.00
502	SF	9800.00	CONC PAVING (SANDBLAST)(ARAP	7.00	68600.00	0.00	0.00	0.00	0.00

503	SF	3490.00	CONC CROSSWALKS W/SANDBLAS	6.25	21812.50	0.00	0.00	0.00	0.00
504	SF*	4000.00	QUORUM DR/BRICK ON 4in CONC S	8.50	34000.00	0.00	0.00	0.00	0.00
505	SF*	8763.00	DBL ROW BRICK BAND ON CONCRE	9.00	78867.00	0.00	0.00	0.00	0.00
506	SF	44288.00	SPECIAL SW CONC DIAG PATTERN/	4.75	210368.00	0.00	0.00	0.00	0.00
507	LF*	9780.00	1/4in FIBROUS EXPAND JOINT W/BA	3.10	30318.00	0.00	0.00	0.00	0.00
508	LF	385.00	1 FT WIDE CONCRETE MEDIAN/PAV	10.00	3850.00	0.00	0.00	0.00	0.00
509	EA	77.00	BEGA LIGHT FIXTURES & POLES IN	3000.00	231000.00	0.00	0.00	0.00	0.00
510	LF	3500.00	3/4in SCH 40 PVC ELECTR CONDT	2.60	9800.00	0.00	0.00	0.00	0.00
511	LF	4000.00	1in SCH 40 PVC ELECT CONDT	2.95	11800.00	0.00	0.00	0.00	0.00
512	LF	1200.00	2in SCH 40 PVC CONDT SLEEVES	3.00	3600.00	0.00	0.00	0.00	0.00
513	LF	4000.00	#6 AWG ELECT SERVICE	1.00	4000.00	0.00	0.00	0.00	0.00
514	LF	10000.00	#8 AWG ELECTR WIRE	0.50	5000.00	0.00	0.00	0.00	0.00
515	LF	2800.00	#10 AWG ELECTR WIRE	0.45	1260.00	0.00	0.00	0.00	0.00
516	EA	12.00	CAST IRON ELECT JCT BOX	600.00	7200.00	0.00	0.00	0.00	0.00
517	EA	113.00	60" TREE GRATE W/CONC EDGE & B	1900.00	214700.00	0.00	0.00	0.00	0.00
518	EA	16.00	BOLLARD W/LIGHT FIXTURE	2700.00	43200.00	0.00	0.00	0.00	0.00
519	LF	700.00	4in PERF SCH 40 PVC FRENCH DRAI	17.00	11900.00	0.00	0.00	0.00	0.00
520	LF	4500.00	NON-PERF PVC PIPE CONNECTED T	15.00	67500.00	0.00	0.00	0.00	0.00
521	EA	125.00	100 GAL 4in RED OAK	1000.00	125000.00	0.00	0.00	0.00	0.00
522	EA	132.00	12 FT FOSTER HOLLY	1000.00	132000.00	0.00	0.00	0.00	0.00
523	SF	504.00	ASIAN JASMINE 4in POTS, QUORUM	2.00	1008.00	0.00	0.00	0.00	0.00
524	SF	21862.00	BERMUDA SOD (TEX TURF 10)	0.50	10931.00	0.00	0.00	0.00	0.00
525	SF	2275.00	ASIAN JASMINE 4in POTS, MEDIANS	2.00	4550.00	0.00	0.00	0.00	0.00
526	EA	2.00	2in HERSEY WATER METERS W/TAP	2000.00	4000.00	0.00	0.00	0.00	0.00
527	EA	2.00	2in FEBCO 805-Y DBL CHECK VALVE	1000.00	2000.00	0.00	0.00	0.00	0.00
528	EA	1.00	RAINMASTER DX-2 STAINLESS STE	15000.00	15000.00	0.00	0.00	0.00	0.00
529	LS	1.00	ELECTRICAL SERVICE CONNECTIO	1500.00	1500.00	0.00	0.00	0.00	0.00
530	EA	214.00	RAIN-BIRD 1402 PRESS COMP BUBB	5.00	1070.00	0.00	0.00	0.00	0.00
531	EA	318.00	TORO 57DZ-40 TURF HEADS IN MED	6.00	1908.00	0.00	0.00	0.00	0.00
532	EA	227.00	TORO 570 MPR NOZZLES W/HARDIE	13.00	2951.00	0.00	0.00	0.00	0.00
533	LF	1160.00	4in SCH 40 PVC SLEEVES	5.10	5916.00	0.00	0.00	0.00	0.00
534	LF	5260.00	2 1/2in SCH 40 PVC SLEEVES (TREE	3.10	16306.00	0.00	0.00	0.00	0.00
535	EA	3.00	WEATHERMATIC 11000 SERIES 1 R	100.00	300.00	0.00	0.00	0.00	0.00
536	EA	7.00	WEATHERMATIC 11000 SERIES 1 1/	150.00	1050.00	0.00	0.00	0.00	0.00
537	EA	8.00	WEATHERMATIC 11000 SERIES 2in	200.00	1600.00	0.00	0.00	0.00	0.00
538	LF	18100.00	ELECTRICAL VALVE WIRING 14 GA	0.10	1810.00	0.00	0.00	0.00	0.00
539	LF	350.00	2.5in SCH 40 PVC MAIN LINE	3.30	1155.00	0.00	0.00	0.00	0.00
540	EA	18.00	SPEARS 2in BALL VALVES	50.00	900.00	0.00	0.00	0.00	0.00
541	EA	4.00	BUCKNER 30A QCV W/VALVE BOX	200.00	800.00	0.00	0.00	0.00	0.00
542	LF	80.00	2.5in CLASS 200 PVC PIPE	3.50	280.00	0.00	0.00	0.00	0.00
543	LF	1120.00	2in CLASS 200 PVC PIPE	2.20	2464.00	0.00	0.00	0.00	0.00
544	LF	1360.00	1 1/2in PVC PIPE	2.00	2720.00	0.00	0.00	0.00	0.00
545	LF	3220.00	1 1/4in PVC PIPE	1.80	5796.00	0.00	0.00	0.00	0.00
546	LF	4000.00	1in PVC PIPE	1.70	6800.00	0.00	0.00	0.00	0.00
547	LF	3400.00	3/4in PVC PIPE	1.60	5440.00	0.00	0.00	0.00	0.00
548	EA	109.00	60" TREE GRATE, R-8838-A (DEDUCT	(300.00)	(32,700.00)	0.00	0.00	0.00	0.00
550	LF	1750.00	3/4" PVC CONDUIT TO TREE WELLS	2.95	5162.50	0.00	0.00	0.00	0.00

Change Order #1

CY	560.00	REM/REPL. PEA GRAVEL	9.58	5364.80	0.00	0.00	560.00	5364.80
----	--------	----------------------	------	---------	------	------	--------	---------


Change Order #2

LS	1.00	ABANDON EXISTING WATER SERVIC	490.00	490.00	1.00	490.00	1.00	490.00
LS	1.00	EXPLORATION AT ADDISON/ARAPAH	1255.00	1255.00	1.00	1255.00	1.00	1255.00
LS	1.00	CONNECT SWB ROOF DRAINS	700.00	700.00	1.00	700.00	1.00	700.00

LS	0.00	MATERIAL ON HAND, UTILITIES	1.00	0.00	0.00	0.00	0.00	0.00
LS	0.00	MATERIAL ON HAND, LANDSCAPE	1.00	0.00	0.00	0.00	10263.16	10263.16
LS	0.00	MATERIAL ON HAND, TREE GRATES	1.00	0.00	0.00	0.00	52358.00	52358.00

LS 0.00 MATERIAL ON HAND, SIGNAL ITEMS 1.00 0.00 14168.75 14168.75 14168.75 14168.75

I certify that this monthly estimate is a true representation of the work performed on this contract.


Ed Bell Construction Company

10/23/98
Date

Reviewed By:


Town of Addison Public Works Inspector

10/23/98
Date

Approved By:


Town of Addison Assistant City Engineer

10-23-98
Date

3,948,086.80	MONTH	451,255.85	TO DATE	1,219,501.91
	DEDUCTIONS	0.00	DEDUCTIONS	0.00
	SUB TOTAL	451,255.85	SUB TOTAL	1,219,501.91
	RETAINAGE		RETAINAGE	
	5%	22,562.79	5%	60,975.10
			PREV PAY	729,833.76
	SUB TOTAL	428,693.06	AMT DUE	428,693.05

(817) 831-8408
(817) 831-9407 fax

PARADIGM TRAFFIC SYSTEMS, INC.

P.O. Box 14509
El. Worth, TX 75117

Invoice. 198165-01

SOLO Integrated Roadway Services, Inc.

TO: 10701 Shady Trail
Dallas, TX 75220

ATTN: David Mirtazeri

PH: 214-352-1937

FX: 214-352-1938

SHIP Integrated Roadway Services, Inc.

TO: 10701 Shady Trail
Dallas, TX 75220

ATTN: David Mirtazeri

MARK: PO# 5658Addison

PROJECT: Town of Addison Arapaho Road

DATE 9/24/98	SLSMN MF	DELIVERY DATE 9/9/98	FREIGHT PPD & Allow	SHIP VIA Best Way	F.O.B. Origin	TERMS Net 30	CUSTOMER PO # 5858Addison
ITEM	QTY	DESCRIPTION				PRICE	TOTAL
421	12	Fiber Optic Lens				\$312.38	\$3,747.75
422	10	Fiber Optic Lens				\$312.38	\$3,123.80
427	22	PED SIG SEC (2 IND 1 SEC) IDC/Indicator Controls c/o. ped,				\$222.63	\$4,897.20
442	3	9" B & W TV MONITOR w/ruggedized case/cables				\$800.00	\$2,400.00
						TOTAL	\$14,168.75

9/21/98
Hi Monica,
Has this been
invoiced for material
on hand?
Thank
Shelly

ORIGINAL - CUSTOMER

COPY-50 FILE

COPY-ALPHABETIC FILE

COPY-ACCOUNTS RECEIVABLE

**TOWN OF ADDISON
PAYMENT AUTHORIZATION MEMO**

DATE 9, 17, 98

CLAIM # _____

CHECK AMOUNT \$ 225,564.87

Vendor No. 4129
 Vendor Name Ed Bell Construction Co.
 Address P.O. 540787
 Address Dallas
 Address TX
 Zip Code 75354 - 0787

INVOICE # OR DESCRIPTION	FUND	DEPT	OBJ	PROJ	SAC	AMOUNT
	(00)	(000)	(00000)	(00000)	(000)	(0000.00)
Estimate 5	41	000	58210	42302-		225,564.87
TOTAL						\$225,564.87

EXPLANATION Arapaho Road reconstruction Addison Rd to Dallas North Tollway

RECEIVED

SEP 21 1998

TOWN OF ADDISON
ACCOUNTING

[Signature]
AUTHORIZED SIGNATURE

[Signature]
FINANCE

ED BELL CONSTRUCTION COMPANY

POST OFFICE BOX 540787
DALLAS, TEXAS 75354-0787

10605 HARRY HINES
DALLAS, TEXAS 75220

September 4, 1998

Mr. James C. Pierce, Jr., P.E.
Assistant City Engineer
Town of Addison
P.O. Box 144
Addison, Texas 75001


Re: Arapaho Road Reconstruction
Addison Road to Dallas North Tollway
Town of Addison

Dear Mr. Pierce:

Enclosed for you review is our billing on the referenced project through August 31, 1998. Attached for your records is the invoice for the tree grates paid as material on hand and a copy of the check from North Texas Bomanite, Inc. demonstrating that they have paid for this material.

If you have any questions regarding this billing, please contact our office.

Sincerely,
Ed Bell Construction Company


Robert D. Weber
Project Engineer

ED BELL CONSTRUCTION COMPANY ***** MONTHLY ESTIMATE

JOB NO. 931
 PROJECT ARAPAHO ROAD RECONSTRUCTION
 LOCATION ADDISON ROAD TO DALLAS NORTH TOLLWAY
 BID DATE JANUARY 15, 1998
 ENGINEER JAMES C. PIERCE, JR., P.E.
 OWNER CITY OF ADDISON

ESTIMATE N 5
 FROM AUGUST 1, 1998
 TO AUGUST 31, 1998

ITEM	UNIT	BID QUANTITY	DESCRIPTION	BID PRICE	TOTAL COST	QUANTITY THIS MONTH	AMOUNT	QUANTITY TO DATE	AMOUNT
101	MO	14.00	BARRICADES SIGNS & TRAFF CTRL	5000.00	70000.00	1.00	5000.00	5.00	25000.00
102	STA	37.00	PREP ROW	750.00	27750.00	6.00	4500.00	21.00	15750.00
103	SY	12764.00	REM & DISP OF EX CONC PAVE	7.50	95730.00	1638.00	12285.00	7113.00	53347.50
104	SF	9683.00	REM & DISP OF EX CONC SW	1.00	9683.00	1680.00	1680.00	5496.00	5496.00
105	CY*	13127.00	UNCLASS EXCAVATION (SCRAPER)	5.00	65635.00	3944.00	19720.00	10226.00	51140.00
106	SY*	29432.00	10in REINF CONC PAVE 650#FLEX	29.65	872658.80	0.00	0.00	0.00	0.00
107	SY*	1709.00	6in REINF CONC PAVE 650# FLEX	24.00	41016.00	0.00	0.00	0.00	0.00
106	SY	32509.00	6in LIME STAB INCL PROOFROLLIN	1.50	48763.50	15533.00	23299.50	15533.00	23299.50
109	TN	486.00	HYDRATED LIME (30 #/SY)	100.00	48600.00	274.94	27494.00	274.94	27494.00
110	LF	13296.00	6in INTEGRAL CONC CURB 650# FLE	1.50	19944.00	0.00	0.00	0.00	0.00
111	EA	15.00	MONO MEDIAN NOSE 650# FLEX	600.00	9000.00	0.00	0.00	0.00	0.00
112	SY	85.00	REINF CONC ISLAND 850# FLEX	35.00	2975.00	0.00	0.00	0.00	0.00
113	SF	2812.00	4in REINF CONC SW 3000#	2.45	6889.40	0.00	0.00	0.00	0.00
114	SY	1700.00	6in HMAC TY A DETOURS	15.00	25500.00	232.00	3480.00	616.00	9240.00
115	LF	207.00	REINF CONC ST HEADER 650# FLEX	8.00	1656.00	0.00	0.00	0.00	0.00
116	EA	980.00	4in DIA REFLECT PAVE MARKER TY	5.00	4900.00	0.00	0.00	0.00	0.00
117	EA	32.00	4in DIA REFLECT PAVE MARKER TY	6.00	192.00	0.00	0.00	0.00	0.00
118	EA	311.00	6in X 6in REFLECT JIGGLE BARS WH	13.00	4043.00	0.00	0.00	0.00	0.00
119	EA	246.00	8in 2 WAY DUAL REFLECT PAVE MA	30.00	7380.00	0.00	0.00	0.00	0.00
120	EA	17.00	4in SQ REFLECT FIRE HYDRANT MA	10.00	170.00	0.00	0.00	0.00	0.00
121	LF	575.00	24in WIDE WHITE THERMOPLASTIC	7.00	4025.00	0.00	0.00	0.00	0.00
122	EA	26.00	THERMOPLASTIC ADVISORY MARK	250.00	6500.00	0.00	0.00	0.00	0.00
123	LF	12800.00	4in WIDE TEMP LANE STRIPE	0.75	9600.00	0.00	0.00	0.00	0.00
124	LF	3700.00	2in DIA PVC SCH 40 ST LIGHT COND	3.50	12950.00	0.00	0.00	0.00	0.00
125	EA	20.00	ST LIGHT FOUNDATION	420.00	8400.00	0.00	0.00	0.00	0.00
126	EA	18.00	ST LIGHT PULL BOX	250.00	4500.00	0.00	0.00	0.00	0.00
127	CY	6200.00	EXCAVA, REM & DISP OF MISC FILL	5.00	31000.00	0.00	0.00	6200.00	31000.00
128	LF	65.00	6in X 12in 3000# REINF CONC BAND	15.00	975.00	0.00	0.00	0.00	0.00
129	CY	8.00	3600# REINF CONC COMBO RET WA	650.00	6800.00	0.00	0.00	0.00	0.00
130	SF	3300.00	3600# REINF CONC RET WALL	37.50	123750.00	0.00	0.00	2465.00	92437.50

STORM SEWER SCHEDULE

201	LF	46.00	15in DIA PVC SDR 35 PIPE	120.00	5520.00	46.00	5520.00	46.00	5520.00
202	LF	34.00	CL III RCP 15in	41.00	1394.00	34.00	1394.00	34.00	1394.00
203	LF	727.00	CL III RCP 18in	48.00	34896.00	402.00	19296.00	702.00	33696.00
204	LF	156.00	CL III RCP 21in	51.00	7956.00	3.00	153.00	87.00	4437.00
205	LF	775.00	CL III RCP 24in	56.00	43400.00	192.00	10752.00	775.00	43400.00
206	LF	529.00	CL III RCP 36in	91.00	48139.00	148.00	13468.00	148.00	13468.00
207	LF	465.00	CL III RCP 39in	105.00	48825.00	85.00	8925.00	282.00	29610.00
208	LF	162.00	CL III RCP 42in	110.00	17820.00	0.00	0.00	162.00	17820.00
209	EA	1.00	TY A MANHOLE	4000.00	4000.00	0.00	0.00	0.00	0.00
210	EA	3.00	TY B MANHOLE	4500.00	13500.00	1.50	6750.00	1.50	6750.00
211	EA	1.00	DBL TY B HEADWALL 42in	2500.00	2500.00	1.00	2500.00	1.00	2500.00
212	SY	290.00	2in STONE RIP RAP TY A DRY	20.00	5800.00	290.00	5800.00	290.00	5800.00
213	SY	156.00	SOLID SOD BERMUDA GRASS, WTR	6.00	936.00	0.00	0.00	0.00	0.00
214	SY	1435.00	HYDROMULCH BERMUDA GRASS,	3.50	5022.50	0.00	0.00	0.00	0.00
215	EA	1.00	6' STD CURB INLET	1800.00	1800.00	0.50	900.00	0.50	900.00
216	EA	1.00	14' STD CURB INLET	3000.00	3000.00	0.00	0.00	0.00	0.00
217	EA	2.00	6' RECESS INLET	2000.00	4000.00	0.00	0.00	1.00	2000.00
218	EA	1.00	8' RECESS INLET	2100.00	2100.00	0.00	0.00	0.50	1050.00
219	EA	17.00	10' RECESS INLET	2400.00	40800.00	2.50	6000.00	5.50	13200.00
220	EA	2.00	12' RECESS INLET	2700.00	5400.00	0.50	1350.00	0.50	1350.00
221	EA	4.00	14' RECESS INLET	3300.00	13200.00	2.00	6600.00	2.00	6600.00
222	EA	1.00	4' X 4' TY Y INLET	1600.00	1600.00	0.50	800.00	0.50	800.00
223	LF	632.00	REM & DISP OF EX REINF CONC PIP	9.00	5688.00	45.00	405.00	128.00	1152.00
224	EA	12.00	REM & DISP OF EX INLET	500.00	6000.00	4.00	2000.00	8.00	4000.00
225	CY	1545.00	UNCLASS CHANNEL EXCAVA	7.00	10815.00	927.00	6489.00	927.00	6489.00
226	LS	1.00	TRENCH SAFETY DESIGN (ALL UTIL)	1000.00	1000.00	0.00	0.00	1.00	1000.00
227	LF	2894.00	TRENCH SAFETY PROTECTION (DR	1.10	3183.40	910.00	1001.00	2236.00	2459.60
226	EA	29.00	INLET PROTECT	50.00	1450.00	0.00	0.00	0.00	0.00
229	LF	125.00	STRAW BALE DIKE	3.00	375.00	0.00	0.00	0.00	0.00
230	LF	20.00	ROCK BERM	25.00	500.00	0.00	0.00	0.00	0.00
231	LF	1050.00	SILT FENCE	1.50	1575.00	0.00	0.00	0.00	0.00
232	EA	4.00	STAB CONST ENTR	1000.00	4000.00	2.00	2000.00	2.00	2000.00

UTILITY SCHEDULE

301	LF	20.00	4in PVC DR18 CL 150 WTR PIPE	20.00	400.00	0.00	0.00	20.00	400.00
302	LF	216.00	6in PVC DR18 CL 150 WTR PIPE	25.00	5400.00	20.00	500.00	150.00	3750.00
303	LF	1220.00	8in PVC DR18 CL 150 WTR PIPE	35.00	42700.00	76.00	2660.00	1296.00	45360.00
304	EA	1.00	GATE VALVE 4in	400.00	400.00	0.00	0.00	1.00	400.00

305	EA	7.00	GATE VALVE 6in	500.00	3500.00	0.00	0.00	7.00	3500.00
306	EA	8.00	GATE VALVE 8in	700.00	5600.00	0.00	0.00	7.00	4900.00
307	EA	14.00	FIRE HYDRANT	2000.00	28000.00	4.00	8000.00	11.00	22000.00
308	LF	40.00	CONC ENCASE	25.00	1000.00	0.00	0.00	40.00	1000.00
309	EA	1.00	TAPP SLEEVE & VALVE 8in X 6in	2000.00	2000.00	0.00	0.00	1.00	2000.00
310	EA	2.00	TAPP SLEEVE & VALVE 24in X 8in	4000.00	8000.00	0.00	0.00	2.00	8000.00
311	EA	1.00	TAPP SLEEVE & VALVE 12in X 6in	3000.00	3000.00	0.00	0.00	0.00	0.00
312	EA	1.00	6in WTR METER/AULT & BACKFLO	20000.00	20000.00	0.50	10000.00	1.00	20000.00
313	EA	2.00	1in OR 1 1/2in WTR METER BOX & B	2000.00	4000.00	1.50	3000.00	2.00	4000.00
314	EA	5.00	ADJ EX WTR VALVE COVER & STAC	125.00	625.00	0.00	0.00	0.00	0.00
315	EA	2.00	ADJ EX WTR METER BOX	125.00	250.00	0.00	0.00	0.00	0.00
316	EA	3.00	RECONNECT EX SERV	1000.00	3000.00	3.00	3000.00	3.00	3000.00
317	EA	5.00	CONNECT TO EX WTR SERV	1200.00	6000.00	4.00	4800.00	5.00	6000.00
318	LF	1458.00	TRENCH SAFETY (WATER)	1.20	1749.60	96.00	115.20	1466.00	1759.20
319	LS	1.00	PERFORM WTR TEST	1500.00	1500.00	0.40	600.00	0.70	1050.00
320	LF	497.00	SDR35 WWTR PIPE PVC 8in	50.00	24850.00	0.00	0.00	409.00	20450.00
321	EA	1.00	4' DIA MH	2000.00	2000.00	0.00	0.00	0.00	0.00
322	EA	2.00	CONNECT TO EX MH	1200.00	2400.00	0.00	0.00	2.00	2400.00
323	EA	4.00	ADJ MH TOP	500.00	2000.00	0.00	0.00	0.00	0.00
324	LF	20.00	CONC ENCASE	35.00	700.00	0.00	0.00	20.00	700.00
325	LF	497.00	TRENCH SAFETY (SANITARY SEWE	1.20	596.40	0.00	0.00	409.00	490.80
326	LF	497.00	TV INSPECT OF WWTR MAIN	1.20	596.40	0.00	0.00	0.00	0.00
327	LS	1.00	PERFORM WWTR LINE & MH TEST	500.00	500.00	0.00	0.00	0.00	0.00
328	EA	2.00	2in IRRIGATION TAP, VALVE, VALVE	2500.00	5000.00	2.00	5000.00	3.00	7500.00

ELECTRICAL SCHEDULE

401	LF	3141.00	SCH 40 PVC ELECT CONDUIT 2in	3.10	9737.10	0.00	0.00	0.00	0.00
402	LF	739.00	SCH 40 PVC ELECT CONDUIT 3in	5.00	3695.00	0.00	0.00	0.00	0.00
403	LF	163.00	SCH 40 PVC ELECT CONDUIT 4in	5.20	847.60	0.00	0.00	0.00	0.00
404	LF	70.00	SCH 40 PVC ELECT CONDUIT 4in BO	16.00	1120.00	0.00	0.00	0.00	0.00
405	LF	1070.00	2 CONDUCT #6 XHHW ELECT WIRE	1.10	1177.00	0.00	0.00	0.00	0.00
406	LF	1891.00	#6 BARE ELECT WIRE	0.60	1134.60	0.00	0.00	0.00	0.00
407	EA	28.00	TY A PULL BOX	350.00	9800.00	0.00	0.00	0.00	0.00
408	EA	3.00	TY C PULL BOX	400.00	1200.00	0.00	0.00	0.00	0.00
409	LS	3.00	ELECT SERV CONNECT	850.00	2550.00	0.00	0.00	0.00	0.00
410	EA	10.00	TRAFF SIGN R10-12 MAST ARM MO	85.00	850.00	0.00	0.00	0.00	0.00
411	EA	2.00	TRAFF SIGN R3-8 MAST ARM MOUN	110.00	220.00	0.00	0.00	0.00	0.00
412	EA	7.00	TRAFF SIGN R3-4	110.00	770.00	0.00	0.00	0.00	0.00
413	EA	8.00	SIG POLE CONC FOUNDATION TY 3	1000.00	8000.00	0.00	0.00	0.00	0.00
414	EA	4.00	SIG POLE CONC FOUNDATION TY 3	1200.00	4800.00	0.00	0.00	0.00	0.00
415	EA	3.00	CONTROLLER CABINET FOUNDATI	800.00	2400.00	0.00	0.00	0.00	0.00
416	EA	4.00	30in T BASE POLE W/32' MAST ARM	3800.00	15200.00	0.00	0.00	0.00	0.00
417	EA	4.00	30in T BASE POLE W/36' MAST ARM	4400.00	17600.00	0.00	0.00	0.00	0.00
418	EA	2.00	30in T BASE POLE W/40' MAST ARM	5000.00	10000.00	0.00	0.00	0.00	0.00
419	EA	1.00	30in T BASE POLE W/44' MAST ARM	5200.00	5200.00	0.00	0.00	0.00	0.00
420	EA	18.00	12in 3 SEC SIG HEAD TY V3	300.00	5400.00	0.00	0.00	0.00	0.00
421	EA	12.00	12in 4 SEC SIG HEAD TY VLT	800.00	9600.00	0.00	0.00	0.00	0.00
422	EA	10.00	12in 4 SEC SIGN HEAD TY V4RT	800.00	6000.00	0.00	0.00	0.00	0.00
423	EA	18.00	VACUUM FORM BACKPLATE 3 SEC	50.00	900.00	0.00	0.00	0.00	0.00
424	EA	22.00	VACUUM FORM BACKPLATE 4 SEC	55.00	1210.00	0.00	0.00	0.00	0.00
425	EA	18.00	3 SEC ASTRO BRAC W/29in BANDS	85.00	1530.00	0.00	0.00	0.00	0.00
426	EA	22.00	4 SEC ASTON BRAC W/29in BANDS	90.00	1980.00	0.00	0.00	0.00	0.00
427	EA	22.00	PED SIG HEAD W/MOUNTING HDWR	300.00	6600.00	0.00	0.00	0.00	0.00
428	LF	1672.00	BELDEN 8281 COAX CABLE	2.20	3678.40	0.00	0.00	0.00	0.00
429	LF	1843.00	4 CNDR OPTICOM CABLE	1.10	2027.30	0.00	0.00	0.00	0.00
430	LF	1038.00	5 CONDUCT SIG CABLE #12 AWG	1.10	1141.80	0.00	0.00	0.00	0.00
431	LF	862.00	7 CONDUCT SIG CABLE #12 AWG	1.25	1077.50	0.00	0.00	0.00	0.00
432	LF	1792.00	3 CONDUCT SIG CABLE #14 AWG	0.70	1254.40	0.00	0.00	0.00	0.00
433	LF	699.00	5 CONDUCT SIG CABLE #12 AWG	1.10	768.90	0.00	0.00	0.00	0.00
434	LF	1462.00	16 CONDUCT SIG CABLE #12 AWG	2.20	3216.40	0.00	0.00	0.00	0.00
435	EA	22.00	PED PUSH BUTTON & T10 4B SIGN	110.00	2420.00	0.00	0.00	0.00	0.00
436	EA	11.00	OPTICOM DIRECT SENSORS	600.00	6600.00	0.00	0.00	0.00	0.00
437	EA	6.00	OPTICOM DISCRIMINATOR MODULE	2000.00	12000.00	0.00	0.00	0.00	0.00
438	EA	3.00	INSTALL PORT PER INTERFACE UPL	3500.00	10500.00	0.00	0.00	0.00	0.00
439	EA	3.00	FURNISH PORT PER INTERFACE UP	15000.00	45000.00	0.00	0.00	0.00	0.00
440	EA	3.00	8 PH NEMA TS-2 TY 1 CTRL ASSY	35000.00	105000.00	0.00	0.00	0.00	0.00
441	EA	11.00	VIDEO CAMERA W/MOUNT HDWR	2800.00	30800.00	0.00	0.00	0.00	0.00
442	EA	3.00	TV MONITOR FURN	1000.00	3000.00	0.00	0.00	0.00	0.00
443	EA	3.00	TV MONITOR INSTL	500.00	1500.00	0.00	0.00	0.00	0.00
444	EA	2.00	CONNECT TO EX RR CTRL	1000.00	2000.00	0.00	0.00	0.00	0.00
445	LS	1.00	ADJ OF CITY TRAFF SIGS AT INTER	15000.00	15000.00	0.00	0.00	0.00	0.00
446	EA	1.00	CONTROLLER CABINET ASSY (BRO	17000.00	17000.00	0.00	0.00	0.00	0.00
447	EA	1.00	VIDEO TRACKING UNIT	20000.00	20000.00	0.00	0.00	0.00	0.00
448	EA	1.00	62 PIN I/O CABLE	300.00	300.00	0.00	0.00	0.00	0.00
449	EA	1.00	CAMERA INTERFACE PANEL (6 CAM	600.00	600.00	0.00	0.00	0.00	0.00
450	EA	1.00	BNC CONNECTOR	5.00	5.00	0.00	0.00	0.00	0.00
451	EA	1.00	POWER CONDITIONER FOR VTU	300.00	300.00	0.00	0.00	0.00	0.00
452	EA	2.00	UNDERGROUND SVC, PEDESTAL, A	1200.00	2400.00	0.00	0.00	0.00	0.00

LANDSCAPE SCHEDULE

501	SF*	3950.00	BRICK PAVERS ON ASPH BASE ON	10.50	41475.00	0.00	0.00	0.00	0.00
502	SF	9800.00	CONC PAVING (SANDBLAST)ARAP	7.00	68600.00	0.00	0.00	0.00	0.00

503	SF	3490.00	CONC CROSSWALKS W/SANDBLAS	6.25	21812.50	0.00	0.00	0.00	0.00
504	SF*	4000.00	QUORUM DR/BRICK ON 4in CONC S	8.50	34000.00	0.00	0.00	0.00	0.00
505	SF*	8763.00	DBL ROW BRICK BAND ON CONCRE	9.00	78867.00	0.00	0.00	0.00	0.00
506	SF	44288.00	SPECIAL SW CONC DIAG PATTERN/	4.75	210368.00	0.00	0.00	0.00	0.00
507	LF*	9780.00	1/4in FIBROUS EXPAND JOINT W/BA	3.10	30318.00	0.00	0.00	0.00	0.00
508	LF	385.00	1 FT WIDE CONCRETE MEDIAN/PAV	10.00	3850.00	0.00	0.00	0.00	0.00
509	EA	77.00	BEGA LIGHT FIXTURES & POLES IN	3000.00	231000.00	0.00	0.00	0.00	0.00
510	LF	3500.00	3/4in SCH 40 PVC ELECTR CONDT	2.80	9800.00	0.00	0.00	0.00	0.00
511	LF	4000.00	1in SCH 40 PVC ELECT CONDT	2.95	11800.00	0.00	0.00	0.00	0.00
512	LF	1200.00	2in SCH 40 PVC CONDT SLEEVES	3.00	3600.00	0.00	0.00	0.00	0.00
513	LF	4000.00	#6 AWG ELECT SERVICE	1.00	4000.00	0.00	0.00	0.00	0.00
514	LF	10000.00	#8 AWG ELECTR WIRE	0.50	5000.00	0.00	0.00	0.00	0.00
515	LF	2800.00	#10 AWG ELECTR WIRE	0.45	1260.00	0.00	0.00	0.00	0.00
516	EA	12.00	CAST IRON ELECT JCT BOX	600.00	7200.00	0.00	0.00	0.00	0.00
517	EA	113.00	60" TREE GRATE W/CONC EDGE & B	1900.00	214700.00	0.00	0.00	0.00	0.00
518	EA	16.00	BOLLARD W/LIGHT FIXTURE	2700.00	43200.00	0.00	0.00	0.00	0.00
519	LF	700.00	4in PERF SCH 40 PVC FRENCH DRAI	17.00	11900.00	0.00	0.00	0.00	0.00
520	LF	4500.00	NON-PERF PVC PIPE CONNECTED T	15.00	67500.00	0.00	0.00	0.00	0.00
521	EA	125.00	100 GAL 4in RED OAK	1000.00	125000.00	0.00	0.00	0.00	0.00
522	EA	132.00	12 FT FOSTER HOLLY	1000.00	132000.00	0.00	0.00	0.00	0.00
523	SF	504.00	ASIAN JASMINE 4in POTS, QUORUM	2.00	1008.00	0.00	0.00	0.00	0.00
524	SF	21862.00	BERMUDA SOD (TEX TURF 10)	0.50	10931.00	0.00	0.00	0.00	0.00
525	SF	2275.00	ASIAN JASMINE 4in POTS, MEDIANS	2.00	4550.00	0.00	0.00	0.00	0.00
526	EA	2.00	2in HERSEY WATER METERS W/TAP	2000.00	4000.00	0.00	0.00	0.00	0.00
527	EA	2.00	2in FEBCO 805-Y DBL CHECK VALVE	1000.00	2000.00	0.00	0.00	0.00	0.00
528	EA	1.00	RAINMASTER DX-2 STAINLESS STE	15000.00	15000.00	0.00	0.00	0.00	0.00
529	LS	1.00	ELECTRICAL SERVICE CONNECTIO	1500.00	1500.00	0.00	0.00	0.00	0.00
530	EA	214.00	RAIN-BIRD 1402 PRESS COMP BUBB	5.00	1070.00	0.00	0.00	0.00	0.00
531	EA	318.00	TORO 57DZ-40 TURF HEADS IN MED	6.00	1908.00	0.00	0.00	0.00	0.00
532	EA	227.00	TORO 570 MPR NOZZLES W/HARDIE	13.00	2951.00	0.00	0.00	0.00	0.00
533	LF	1160.00	4in SCH 40 PVC SLEEVES	5.10	5916.00	0.00	0.00	0.00	0.00
534	LF	5260.00	2 1/2in SCH 40 PVC SLEEVES (TREE	3.10	16306.00	0.00	0.00	0.00	0.00
535	EA	3.00	WEATHERMATIC 11000 SERIES 1 R	100.00	300.00	0.00	0.00	0.00	0.00
536	EA	7.00	WEATHERMATIC 11000 SERIES 1 1/	150.00	1050.00	0.00	0.00	0.00	0.00
537	EA	8.00	WEATHERMATIC 11000 SERIES 2in	200.00	1600.00	0.00	0.00	0.00	0.00
538	LF	18100.00	ELECTRICAL VALVE WIRING 14 GA	0.10	1810.00	0.00	0.00	0.00	0.00
539	LF	350.00	2.5in SCH 40 PVC MAIN LINE	3.30	1155.00	0.00	0.00	0.00	0.00
540	EA	18.00	SPEARS 2in BALL VALVES	50.00	900.00	0.00	0.00	0.00	0.00
541	EA	4.00	BUCKNER 30A QCV W/VALVE BOX	200.00	800.00	0.00	0.00	0.00	0.00
542	LF	80.00	2.5in CLASS 200 PVC PIPE	3.50	280.00	0.00	0.00	0.00	0.00
543	LF	1120.00	2in CLASS 200 PVC PIPE	2.20	2464.00	0.00	0.00	0.00	0.00
544	LF	1360.00	1 1/2in PVC PIPE	2.00	2720.00	0.00	0.00	0.00	0.00
545	LF	3220.00	1 1/4in PVC PIPE	1.80	5796.00	0.00	0.00	0.00	0.00
546	LF	4000.00	1in PVC PIPE	1.70	6800.00	0.00	0.00	0.00	0.00
547	LF	3400.00	3/4in PVC PIPE	1.60	5440.00	0.00	0.00	0.00	0.00
548	EA	109.00	60" TREE GRATE, R-8838-A (DEDUCT	(300.00)	(32,700.00)	0.00	0.00	0.00	0.00
550	LF	1750.00	3/4" PVC CONDUIT TO TREE WELLS	2.95	5162.50	0.00	0.00	0.00	0.00

Change Order #1

CY	560.00	REM/REPL PEA GRAVEL	9.58	5364.80	0.00	0.00	560.00	5364.80
----	--------	---------------------	------	---------	------	------	--------	---------

Change Order #2

LS	1.00	ABANDON EXISTING WATER SERVIC	490.00	490.00	0.00	0.00	0.00	0.00
LS	1.00	EXPLORATION AT ADDISON/ARAPAH	1255.00	1255.00	0.00	0.00	0.00	0.00
LS	1.00	CONNECT SWB ROOF DRAINS	700.00	700.00	0.00	0.00	0.00	0.00

LS	0.00	MATERIAL ON HAND, UTILITIES	1.00	0.00	0.00	0.00	0.00	0.00
LS	0.00	MATERIAL ON HAND, LANDSCAPE	1.00	0.00	0.00	0.00	10263.16	10263.16
LS	0.00	MATERIAL ON HAND, TREE GRATES	1.00	0.00	0.00	0.00	52358.00	52358.00

3,948,086.80

MONTH DEDUCTIONS

237,436.70
0.00

TO DATE DEDUCTIONS

768,246.06
0.00

SUB TOTAL RETAINAGE 5%

237,436.70
11,871.84

SUB TOTAL RETAINAGE 5%

768,246.06
38,412.30

SUB TOTAL

225,584.86

PREV PAY

504,268.89

AMT DUE

225,564.87

I certify that this monthly estimate is a true representation of the work performed on this contract.

 V.P.
Ed Bell Construction Company

Sept. 9, 1998
Date

Reviewed By:


Town of Addison Public Works Inspector

9/17/98
Date

Approved By:


Town of Addison Assistant City Engineer

9-17-98
Date

DUPLICATE
INVOICE

NEENAH FOUNDRY COMPANY

Box 729, Neenah, WI 54956-0729
Phone (820) 725-7000
Fax No. (820) 725-3682

TERMS - NET 30 DAYS

SHIP TO (IF DIFFERENT FROM SOLD TO)

S
O
L
D

NORTH TEXAS BOMANITE
11107 MORRISON LANE
DALLAS TX 75229

NORTH TEXAS BOMANITE
11107 MORRISON LANE

DALLAS TX 75229

PAGE

PLEASE REFER TO INVOICE NUMBER & CUSTOMER NUMBER ON ALL CORRESPONDENCE CONCERNING THIS INVOICE

ROUTING HUP CITY PPD	PURCHASE ORDER V-14214	JOB NUMBER 60296	DATE SHIPPED 7/29/98	INVOICE NUMBER 21102	CUSTOMER NO. N69920
-------------------------	---------------------------	---------------------	-------------------------	-------------------------	------------------------

QUANTITY	PART NUMBER	CATALOG	DESCRIPTION	PRICE	AMOUNT
2 5 FEET FURNISHED AS					
109	87130006	8838-A	TREE GRATE	T6029-601 31,121.00	LOT 31,121.00
109	88380003		TREE GRATE	T6029-601	
				SUB-TOTAL	51,121.00
FREIGHT					1,237.00
				** TOTAL	52,358.00

2480

DAN GRANT ASSOCIATES

1. CLAIMS FOR ERRORS IN WEIGHT OR NUMBER MUST BE MADE WITHIN TEN DAYS AFTER THE RECEIPT OF THE CASTINGS.
2. NEENAH FOUNDRY CO. IS NOT RESPONSIBLE FOR LOSS OF OR DAMAGE TO PATTERNS BY FIRE OR OTHER CASUALTIES. IT SHALL BE THE OBLIGATION OF THE CUSTOMER TO INSURE HIS PATTERNS. WE DO NOT INSURE CUSTOMERS' PATTERNS.
3. PRICES DO NOT INCLUDE SALES, USE, OCCUPATIONAL, OR SIMILAR TAX. IF ANY TAX OF THIS NATURE IS IMPOSED ON THIS SALE, IT IS TO BE PAID BY THE PURCHASER DIRECTLY TO THE GOVERNMENT AGENCY ADDRESSING THE TAX. ANY SALES, USE, OCCUPATIONAL, OR SIMILAR TAX IMPOSED ON THIS SALE, IF UNLAWFUL, IS THE OBLIGATION OF THE PURCHASER.
4. SELLER HEREBY CERTIFIES THAT THE ABOVE MATERIALS WERE PRODUCED IN COMPLIANCE WITH THE FEDERAL STANDARD ACT OF 1986, AS AMENDED.
5. LISTING OF CATALOGS, UNDER NO CIRCUMSTANCES WILL NEENAH FOUNDRY CO. BE RESPONSIBLE FOR INCIDENTAL OR CONSEQUENTIAL DAMAGES ARISING FROM OR IN CONNECTION WITH THE PURCHASE OF ANY NEENAH FOUNDRY CASTING.

NORTH TEXAS BOMANITE, INC.

008280

Neenah Foundry Company Box 729 Neenah, WI 54956-0729	INVOICE NO. 21102	DATE 7/29/98	AMOUNT 52,358.00	DISCOUNT	NET AMT.
--	----------------------	-----------------	---------------------	----------	----------

DATE 9/4/98
 CHECK NUMBER 008280
 Job# 9858 Account# 402 Material(Tree Grate)

NORTH TEXAS BOMANITE, INC.
 11107 MORRISON LANE
 DALLAS, TX 75229
 (872) 484-8465

FIRST TEXAS BANK
 DALLAS, TEXAS 75229
 32-684-1110

008280

PAY: FIFTY TWO THOUSAND THREE HUNDRED FIFTY EIGHT DOLLARS AND 00/100*****

PAY TO THE ORDER OF: NEENAH FOUNDRY COMPANY
 BOX 729
 Neenah, WI 54956-0729

DATE	AMOUNT
9/4/98	**\$52,358.00**

Lynne K. Ball
 AUTHORIZED SIGNATURE

⑈008280⑈ ⑆111006841⑆ ⑆1001109602⑈

**TOWN OF ADDISON
PAYMENT AUTHORIZATION MEMO**

DATE 8 | 10 | 98

CLAIM # _____

CHECK AMOUNT \$ 325,848.⁰⁰

Vendor No. 4129
 Vendor Name Ed Bell Construction Co.
 Address P.O. Box 540787
 Address Dallas
 Address TX
 Zip Code 75354-0787

INVOICE # OR DESCRIPTION	FUND	DEPT	OBJ	PROJ	SAC	AMOUNT
	(00)	(000)	(00000)	(00000)	(000)	(0000.00)
Estimate 4	41	000	58210	42302		325,848. ⁰⁰
TOTAL						\$325848.⁰⁰

EXPLANATION ~~Aransas~~ Arapaho Rd reconstruction, Addison Rd to Dallas North Tollway

RECEIVED

AUG 12 1998

TOWN OF ADDISON
ACCOUNTING

[Signature]
AUTHORIZED SIGNATURE

[Signature]
FINANCE

ED BELL CONSTRUCTION COMPANY ***** MONTHLY ESTIMATE
 JOB NO. 931
 PROJECT_ ARAPAHO ROAD RECONSTRUCTION
 LOCATION ADDISON ROAD TO DALLAS NORTH TOLLWAY
 BID DATE_ JANUARY 15, 1998
 ENGINEER JAMES C. PIERCE, JR., P.E.
 OWNER_ CITY OF ADDISON

ESTIMATE N 4
 FROM JULY 1, 1998
 TO JULY 31, 1998

ITEM	UNIT	BID QUANTITY	DESCRIPTION	BID PRICE	TOTAL COST	QUANTITY THIS MONTH	AMOUNT	QUANTITY TO DATE	AMOUNT
101	MO	14.00	BARRICADES SIGNS & TRAFF CTRL	5000.00	70000.00	1.00	5000.00	4.00	20000.00
102	STA	37.00	PREP ROW	750.00	27750.00	3.00	2250.00	15.00	11250.00
103	SY	12764.00	REM & DISP OF EX CONC PAVE	7.50	95730.00	2901.00	21757.50	5475.00	41062.50
104	SF	9683.00	REM & DISP OF EX CONC SW	1.00	9683.00	0.00	0.00	3616.00	3616.00
105	CY*	13127.00	UNCLASS EXCAVATION (SCRAPER)	5.00	65635.00	6200.00	31000.00	6284.00	31420.00
106	SY*	29432.00	10in REINF CONC PAVE 650#FLEX	29.65	872658.80	0.00	0.00	0.00	0.00
107	SY*	1709.00	6in REINF CONC PAVE 650# FLEX	24.00	41016.00	0.00	0.00	0.00	0.00
108	SY	32509.00	6in LIME STAB INCL PROOFROLLIN	1.50	48763.50	0.00	0.00	0.00	0.00
109	TN	488.00	HYDRATED LIME (30 #/SY)	100.00	48800.00	0.00	0.00	0.00	0.00
110	LF	13296.00	6in INTEGRAL CONC CURB 650# FLE	1.50	19944.00	0.00	0.00	0.00	0.00
111	EA	15.00	MONO MEDIAN NOSE 650# FLEX	600.00	9000.00	0.00	0.00	0.00	0.00
112	SY	85.00	REINF CONC ISLAND 650# FLEX	35.00	2975.00	0.00	0.00	0.00	0.00
113	SF	2812.00	4in REINF CONC SW 3000#	2.45	6889.40	0.00	0.00	0.00	0.00
114	SY	1700.00	6in HMAC TY A DETOURS	15.00	25500.00	0.00	0.00	384.00	5760.00
115	LF	207.00	REINF CONC ST HEADER 650# FLEX	8.00	1656.00	0.00	0.00	0.00	0.00
116	EA	980.00	4in DIA REFLECT PAVE MARKER TY	5.00	4900.00	0.00	0.00	0.00	0.00
117	EA	32.00	4in DIA REFLECT PAVE MARKER TY	6.00	192.00	0.00	0.00	0.00	0.00
118	EA	311.00	6in X 6in REFLECT JIGGLE BARS WH	13.00	4043.00	0.00	0.00	0.00	0.00
119	EA	246.00	8in 2 WAY DUAL REFLECT PAVE MA	30.00	7380.00	0.00	0.00	0.00	0.00
120	EA	17.00	4in SQ REFLECT FIRE HYDRANT MA	10.00	170.00	0.00	0.00	0.00	0.00
121	LF	575.00	24in WIDE WHITE THERMDPLASTIC	7.00	4025.00	0.00	0.00	0.00	0.00
122	EA	26.00	THERMOPLASTIC ADVISORY MARK	250.00	6500.00	0.00	0.00	0.00	0.00
123	LF	12800.00	4in WIDE TEMP LANE STRIPE	0.75	9600.00	0.00	0.00	0.00	0.00
124	LF	3700.00	2in DIA PVC SCH 40 ST LIGHT COND	3.50	12950.00	0.00	0.00	0.00	0.00
125	EA	20.00	ST LIGHT FOUNDATION	420.00	8400.00	0.00	0.00	0.00	0.00
126	EA	18.00	ST LIGHT PULL BOX	250.00	4500.00	0.00	0.00	0.00	0.00
127	CY	6200.00	EXCAVA, REM & DISP OF MISC FILL	5.00	31000.00	6200.00	31000.00	6200.00	31000.00
128	LF	65.00	6in X 12in 3000# REINF CONC BAND	15.00	975.00	0.00	0.00	0.00	0.00
129	CY	8.00	3600# REINF CONC COMBO RET WA	850.00	6800.00	0.00	0.00	0.00	0.00
130	SF	3300.00	3600# REINF CONC RET WALL	37.50	123750.00	1902.00	71325.00	2465.00	92437.50

STORM SEWER SCHEDULE

201	LF	46.00	15in DIA PVC SDR 35 PIPE	120.00	5520.00	0.00	0.00	0.00	0.00
202	LF	34.00	CL III RCP 15in	41.00	1394.00	0.00	0.00	0.00	0.00
203	LF	727.00	CL III RCP 18in	48.00	34896.00	300.00	14400.00	300.00	14400.00
204	LF	156.00	CL III RCP 21in	51.00	7956.00	84.00	4284.00	84.00	4284.00
205	LF	775.00	CL III RCP 24in	56.00	43400.00	583.00	32648.00	583.00	32648.00
206	LF	529.00	CL III RCP 36in	91.00	48139.00	0.00	0.00	0.00	0.00
207	LF	465.00	CL III RCP 39in	105.00	48825.00	197.00	20685.00	197.00	20685.00
208	LF	162.00	CL III RCP 42in	110.00	17820.00	162.00	17820.00	162.00	17820.00
209	EA	1.00	TY A MANHOLE	4000.00	4000.00	0.00	0.00	0.00	0.00
210	EA	3.00	TY B MANHOLE	4500.00	13500.00	0.00	0.00	0.00	0.00
211	EA	1.00	DEB TY B HEADWALL 42in	2500.00	2500.00	0.00	0.00	0.00	0.00
212	SY	290.00	2in STONE RIP RAP TY A DRY	20.00	5800.00	0.00	0.00	0.00	0.00
213	SY	156.00	SOLID SOD BERMUDA GRASS, WTR	6.00	936.00	0.00	0.00	0.00	0.00
214	SY	1435.00	HYDROMULCH BERMUDA GRASS,	3.50	5022.50	0.00	0.00	0.00	0.00
215	EA	1.00	6' STD CURB INLET	1800.00	1800.00	0.00	0.00	0.00	0.00
216	EA	1.00	14' STD CURB INLET	3000.00	3000.00	0.00	0.00	0.00	0.00
217	EA	2.00	6' RECESS INLET	2000.00	4000.00	1.00	2000.00	1.00	2000.00
218	EA	1.00	8' RECESS INLET	2100.00	2100.00	0.50	1050.00	0.50	1050.00
219	EA	17.00	10' RECESS INLET	2400.00	40800.00	3.00	7200.00	3.00	7200.00
220	EA	2.00	12' RECESS INLET	2700.00	5400.00	0.00	0.00	0.00	0.00
221	EA	4.00	14' RECESS INLET	3300.00	13200.00	0.00	0.00	0.00	0.00
222	EA	1.00	4' X 4' TY Y INLET	1600.00	1600.00	0.00	0.00	0.00	0.00
223	LF	632.00	REM & DISP OF EX REINF CONC PIP	9.00	5688.00	83.00	747.00	83.00	747.00
224	EA	12.00	REM & DISP OF EX INLET	500.00	6000.00	4.00	2000.00	4.00	2000.00
225	CY	1545.00	UNCLASS CHANNEL EXCAVA	7.00	10815.00	0.00	0.00	0.00	0.00
226	LS	1.00	TRENCH SAFETY DESIGN (ALL UTIL)	1000.00	1000.00	1.00	1000.00	1.00	1000.00
227	LF	2894.00	TRENCH SAFETY PROTECTION (DR	1.10	3183.40	1326.00	1458.60	1326.00	1458.60
228	EA	29.00	INLET PROTECT	50.00	1450.00	0.00	0.00	0.00	0.00
229	LF	125.00	STRAW BALE DIKE	3.00	375.00	0.00	0.00	0.00	0.00
230	LF	20.00	ROCK BERM	25.00	500.00	0.00	0.00	0.00	0.00
231	LF	1050.00	SILT FENCE	1.50	1575.00	0.00	0.00	0.00	0.00
232	EA	4.00	STAB CONST ENTR	1000.00	4000.00	0.00	0.00	0.00	0.00

UTILITY SCHEDULE

301	LF	20.00	4in PVC DR18 CL 150 WTR PIPE	20.00	400.00	0.00	0.00	20.00	400.00
302	LF	218.00	6in PVC DR18 CL 150 WTR PIPE	25.00	5450.00	0.00	0.00	130.00	3250.00
303	LF	1220.00	8in PVC DR18 CL 150 WTR PIPE	35.00	42700.00	0.00	0.00	1220.00	42700.00
304	EA	1.00	GATE VALVE 4in	400.00	400.00	0.00	0.00	1.00	400.00

305	EA	7.00	GATE VALVE 6in	500.00	3500.00	2.00	1000.00	7.00	3500.00
306	EA	8.00	GATE VALVE 8in	700.00	5600.00	0.00	0.00	7.00	4900.00
307	EA	14.00	FIRE HYDRANT	2000.00	28000.00	1.00	2000.00	7.00	14000.00
308	LF	40.00	CONC ENCASE	25.00	1000.00	0.00	0.00	40.00	1000.00
309	EA	1.00	TAPP SLEEVE & VALVE 8in X 6in	2000.00	2000.00	1.00	2000.00	1.00	2000.00
310	EA	2.00	TAPP SLEEVE & VALVE 24in X 8in	4000.00	8000.00	0.00	0.00	2.00	8000.00
311	EA	1.00	TAPP SLEEVE & VALVE 12in X 6in	3000.00	3000.00	0.00	0.00	0.00	0.00
312	EA	1.00	6in WTR METER/VAULT & BACKFLO	20000.00	20000.00	0.50	10000.00	0.50	10000.00
313	EA	2.00	1in OR 1 1/2in WTR METER BOX & B	2000.00	4000.00	0.50	1000.00	0.50	1000.00
314	EA	5.00	ADJ EX WTR VALVE COVER & STAC	125.00	625.00	0.00	0.00	0.00	0.00
315	EA	2.00	ADJ EX WTR METER BOX	125.00	250.00	0.00	0.00	0.00	0.00
316	EA	3.00	RECONNECT EX SERV	1000.00	3000.00	0.00	0.00	0.00	0.00
317	EA	5.00	CONNECT TO EX WTR SERV	1200.00	6000.00	1.00	1200.00	1.00	1200.00
318	LF	1458.00	TRENCH SAFETY (WATER)	1.20	1749.60	0.00	0.00	1370.00	1644.00
319	LS	1.00	PERFORM WTR TEST	1500.00	1500.00	0.30	450.00	0.30	450.00
320	LF	497.00	SDR35 WWTR PIPE PVC 8in	50.00	24850.00	0.00	0.00	409.00	20450.00
321	EA	1.00	4' DIA MH	2000.00	2000.00	0.00	0.00	0.00	0.00
322	EA	2.00	CONNECT TO EX MH	1200.00	2400.00	0.00	0.00	2.00	2400.00
323	EA	4.00	ADJ MH TOP	500.00	2000.00	0.00	0.00	0.00	0.00
324	LF	20.00	CONC ENCASE	35.00	700.00	0.00	0.00	20.00	700.00
325	LF	497.00	TRENCH SAFETY (SANITARY SEWE	1.20	596.40	0.00	0.00	409.00	490.80
326	LF	497.00	TV INSPECT OF WWTR MAIN	1.20	596.40	0.00	0.00	0.00	0.00
327	LS	1.00	PERFORM WWTR LINE & MH TEST	500.00	500.00	0.00	0.00	0.00	0.00
328	EA	2.00	2in IRRIGATION TAP, VALVE, VALVE	2500.00	5000.00	0.00	0.00	1.00	2500.00

ELECTRICAL SCHEDULE

401	LF	3141.00	SCH 40 PVC ELECT CONDUIT 2in	3.10	9737.10	0.00	0.00	0.00	0.00
402	LF	739.00	SCH 40 PVC ELECT CONDUIT 3in	5.00	3695.00	0.00	0.00	0.00	0.00
403	LF	163.00	SCH 40 PVC ELECT CONDUIT 4in	5.20	847.60	0.00	0.00	0.00	0.00
404	LF	70.00	SCH 40 PVC ELECT CONDUIT 4in BO	16.00	1120.00	0.00	0.00	0.00	0.00
405	LF	1070.00	2 CONDUCT #6 XHHW ELECT WIRE	1.10	1177.00	0.00	0.00	0.00	0.00
406	LF	1891.00	#6 BARE ELECT WIRE	0.60	1134.60	0.00	0.00	0.00	0.00
407	EA	28.00	TY A PULL BOX	350.00	9800.00	0.00	0.00	0.00	0.00
408	EA	3.00	TY C PULL BOX	400.00	1200.00	0.00	0.00	0.00	0.00
409	LS	3.00	ELECT SERV CONNECT	850.00	2550.00	0.00	0.00	0.00	0.00
410	EA	10.00	TRAFF SIGN R10-12 MAST ARM MO	85.00	850.00	0.00	0.00	0.00	0.00
411	EA	2.00	TRAFF SIGN R3-8 MAST ARM MOUN	110.00	220.00	0.00	0.00	0.00	0.00
412	EA	7.00	TRAFF SIGN R3-4	110.00	770.00	0.00	0.00	0.00	0.00
413	EA	8.00	SIG POLE CONC FOUNDATION TY 3	1000.00	8000.00	0.00	0.00	0.00	0.00
414	EA	4.00	SIG POLE CONC FOUNDATION TY 3	1200.00	4800.00	0.00	0.00	0.00	0.00
415	EA	3.00	CONTROLLER CABINET FOUNDATI	800.00	2400.00	0.00	0.00	0.00	0.00
416	EA	4.00	30in T BASE POLE W/32' MAST ARM	3800.00	15200.00	0.00	0.00	0.00	0.00
417	EA	4.00	30in T BASE POLE W/36' MAST ARM	4400.00	17600.00	0.00	0.00	0.00	0.00
418	EA	2.00	30in T BASE POLE W/40' MAST ARM	5000.00	10000.00	0.00	0.00	0.00	0.00
419	EA	1.00	30in T BASE POLE W/44' MAST ARM	5200.00	5200.00	0.00	0.00	0.00	0.00
420	EA	18.00	12in 3 SEC SIG HEAD TY V3	300.00	5400.00	0.00	0.00	0.00	0.00
421	EA	12.00	12in 4 SEC SIG HEAD TY VLT	800.00	9600.00	0.00	0.00	0.00	0.00
422	EA	10.00	12in 4 SEC SIGN HEAD TY V4RT	800.00	8000.00	0.00	0.00	0.00	0.00
423	EA	18.00	VACUUM FORM BACKPLATE 3 SEC	50.00	900.00	0.00	0.00	0.00	0.00
424	EA	22.00	VACUUM FORM BACKPLATE 4 SEC	55.00	1210.00	0.00	0.00	0.00	0.00
425	EA	18.00	3 SEC ASTRO BRAC W/29in BANDS	85.00	1530.00	0.00	0.00	0.00	0.00
426	EA	22.00	4 SEC ASTON BRAC W/29in BANDS	90.00	1980.00	0.00	0.00	0.00	0.00
427	EA	22.00	PED SIG HEAD W/MOUNTING HDWR	300.00	6600.00	0.00	0.00	0.00	0.00
428	LF	1672.00	BELDEN 8281 COAX CABLE	2.20	3678.40	0.00	0.00	0.00	0.00
429	LF	1843.00	4 CNDR OPTICOM CABLE	1.10	2027.30	0.00	0.00	0.00	0.00
430	LF	1036.00	5 CONDUCT SIG CABLE #12 AWG	1.10	1141.80	0.00	0.00	0.00	0.00
431	LF	862.00	7 CONDUCT SIG CABLE #12 AWG	1.25	1077.50	0.00	0.00	0.00	0.00
432	LF	1792.00	3 CONDUCT SIG CABLE #14 AWG	0.70	1254.40	0.00	0.00	0.00	0.00
433	LF	699.00	5 CONDUCT SIG CABLE #12 AWG	1.10	788.90	0.00	0.00	0.00	0.00
434	LF	1462.00	16 CONDUCT SIG CABLE #12 AWG	2.20	3216.40	0.00	0.00	0.00	0.00
435	EA	22.00	PED PUSH BUTTON & T10 4B SIGN	110.00	2420.00	0.00	0.00	0.00	0.00
436	EA	11.00	OPTICOM DIRECT SENSORS	800.00	6600.00	0.00	0.00	0.00	0.00
437	EA	6.00	OPTICOM DISCRIMINATOR MODULE	2000.00	12000.00	0.00	0.00	0.00	0.00
438	EA	3.00	INSTALL PORT PER INTERFACE UPL	3500.00	10500.00	0.00	0.00	0.00	0.00
439	EA	3.00	FURNISH PORT PER INTERFACE UP	15000.00	45000.00	0.00	0.00	0.00	0.00
440	EA	3.00	8 PH NEMA TS-2 TY 1 CTRL ASSY	35000.00	105000.00	0.00	0.00	0.00	0.00
441	EA	11.00	VIDEO CAMERA W/MOUNT HDWR	2800.00	30800.00	0.00	0.00	0.00	0.00
442	EA	3.00	TV MONITOR FURN	1000.00	3000.00	0.00	0.00	0.00	0.00
443	EA	3.00	TV MONITOR INSTL	500.00	1500.00	0.00	0.00	0.00	0.00
444	EA	2.00	CONNECT TO EX RR CTRL	1000.00	2000.00	0.00	0.00	0.00	0.00
445	LS	1.00	ADJ OF CITY TRAFF SIGS AT INTER	15000.00	15000.00	0.00	0.00	0.00	0.00
446	EA	1.00	CONTROLLER CABINET ASSY (BRO	17000.00	17000.00	0.00	0.00	0.00	0.00
447	EA	1.00	VIDEO TRACKING UNIT	20000.00	20000.00	0.00	0.00	0.00	0.00
448	EA	1.00	62 PIN I/O CABLE	300.00	300.00	0.00	0.00	0.00	0.00
449	EA	1.00	CAMERA INTERFACE PANEL (6 CAM	600.00	600.00	0.00	0.00	0.00	0.00
450	EA	1.00	BNC CONNECTOR	5.00	5.00	0.00	0.00	0.00	0.00
451	EA	1.00	POWER CONDITIONER FOR VTU	300.00	300.00	0.00	0.00	0.00	0.00
452	EA	2.00	UNDERGROUND SVC, PEDESTAL, A	1200.00	2400.00	0.00	0.00	0.00	0.00

LANDSCAPE SCHEDULE

501	SF*	3950.00	BRICK PAVERS ON ASPH BASE ON	10.50	41475.00	0.00	0.00	0.00	0.00
502	SF	9800.00	CONC PAVING (SANDBLAST)ARAP	7.00	68600.00	0.00	0.00	0.00	0.00

503	SF	3490.00	CONC CROSSWALKS W/SANDBLAS	6.25	21812.50	0.00	0.00	0.00	0.00
504	SF*	4000.00	QUORUM DR/BRICK ON 4in CONC S	8.50	34000.00	0.00	0.00	0.00	0.00
505	SF*	8763.00	DBL ROW BRICK BAND ON CONCRE	9.00	78867.00	0.00	0.00	0.00	0.00
506	SF	44288.00	SPECIAL SW CONC DIAG PATTERN/	4.75	210368.00	0.00	0.00	0.00	0.00
507	LF*	9760.00	1/4in FIBROUS EXPAND JOINT W/BA	3.10	30318.00	0.00	0.00	0.00	0.00
508	LF	385.00	1 FT WIDE CONCRETE MEDIAN/PAV	10.00	3850.00	0.00	0.00	0.00	0.00
509	EA	77.00	BEGA LIGHT FIXTURES & POLES IN	3000.00	231000.00	0.00	0.00	0.00	0.00
510	LF	3500.00	3/4in SCH 40 PVC ELECTR CONDT	2.80	9800.00	0.00	0.00	0.00	0.00
511	LF	4000.00	1in SCH 40 PVC ELECT CONDT	2.95	11800.00	0.00	0.00	0.00	0.00
512	LF	1200.00	2in SCH 40 PVC CONDT SLEEVES	3.00	3600.00	0.00	0.00	0.00	0.00
513	LF	4000.00	#6 AWG ELECT SERVICE	1.00	4000.00	0.00	0.00	0.00	0.00
514	LF	10000.00	#8 AWG ELECTR WIRE	0.50	5000.00	0.00	0.00	0.00	0.00
515	LF	2800.00	#10 AWG ELECTR WIRE	0.45	1260.00	0.00	0.00	0.00	0.00
516	EA	12.00	CAST IRON ELECT JCT BOX	600.00	7200.00	0.00	0.00	0.00	0.00
517	EA	113.00	60" TREE GRATE W/CONC EDGE & B	1900.00	214700.00	0.00	0.00	0.00	0.00
518	EA	16.00	BOLLARD W/LIGHT FIXTURE	2700.00	43200.00	0.00	0.00	0.00	0.00
519	LF	700.00	4in PERF SCH 40 PVC FRENCH DRAI	17.00	11900.00	0.00	0.00	0.00	0.00
520	LF	4500.00	NON-PERF PVC PIPE CONNECTED T	15.00	67500.00	0.00	0.00	0.00	0.00
521	EA	125.00	100 GAL 4in RED OAK	1000.00	125000.00	0.00	0.00	0.00	0.00
522	EA	132.00	12 FT FOSTER HOLLY	1000.00	132000.00	0.00	0.00	0.00	0.00
523	SF	504.00	ASIAN JASMINE 4in POTS, QUORUM	2.00	1008.00	0.00	0.00	0.00	0.00
524	SF	21862.00	BERMUDA SOD (TEX TURF 10)	0.50	10931.00	0.00	0.00	0.00	0.00
525	SF	2275.00	ASIAN JASMINE 4in POTS, MEDIANS	2.00	4550.00	0.00	0.00	0.00	0.00
526	EA	2.00	2in HERSEY WATER METERS W/TAP	2000.00	4000.00	0.00	0.00	0.00	0.00
527	EA	2.00	2in FEBCO 805-Y DBL CHECK VALVE	1000.00	2000.00	0.00	0.00	0.00	0.00
528	EA	1.00	RAINMASTER DX-2 STAINLESS STE	15000.00	15000.00	0.00	0.00	0.00	0.00
529	LS	1.00	ELECTRICAL SERVICE CONNECTIO	1500.00	1500.00	0.00	0.00	0.00	0.00
530	EA	214.00	RAIN-BIRD 1402 PRESS COMP BUBB	5.00	1070.00	0.00	0.00	0.00	0.00
531	EA	318.00	TORO 57DZ-40 TURF HEADS IN MED	6.00	1908.00	0.00	0.00	0.00	0.00
532	EA	227.00	TORO 570 MPR NOZZLES W/HARDIE	13.00	2951.00	0.00	0.00	0.00	0.00
533	LF	1160.00	4in SCH 40 PVC SLEEVES	5.10	5916.00	0.00	0.00	0.00	0.00
534	LF	5280.00	2 1/2in SCH 40 PVC SLEEVES (TREE	3.10	16306.00	0.00	0.00	0.00	0.00
535	EA	3.00	WEATHERMATIC 11000 SERIES 1 R	100.00	300.00	0.00	0.00	0.00	0.00
536	EA	7.00	WEATHERMATIC 11000 SERIES 1 1/	150.00	1050.00	0.00	0.00	0.00	0.00
537	EA	8.00	WEATHERMATIC 11000 SERIES 2in	200.00	1600.00	0.00	0.00	0.00	0.00
538	LF	18100.00	ELECTRICAL VALVE WIRING 14 GA	0.10	1810.00	0.00	0.00	0.00	0.00
539	LF	350.00	2.5in SCH 40 PVC MAIN LINE	3.30	1155.00	0.00	0.00	0.00	0.00
540	EA	18.00	SPEARS 2in BALL VALVES	50.00	900.00	0.00	0.00	0.00	0.00
541	EA	4.00	BUCKNER 30A QCV W/VALVE BOX	200.00	800.00	0.00	0.00	0.00	0.00
542	LF	60.00	2.5in CLASS 200 PVC PIPE	3.50	280.00	0.00	0.00	0.00	0.00
543	LF	1120.00	2in CLASS 200 PVC PIPE	2.20	2464.00	0.00	0.00	0.00	0.00
544	LF	1360.00	1 1/2in PVC PIPE	2.00	2720.00	0.00	0.00	0.00	0.00
545	LF	3220.00	1 1/4in PVC PIPE	1.80	5796.00	0.00	0.00	0.00	0.00
546	LF	4000.00	1in PVC PIPE	1.70	6800.00	0.00	0.00	0.00	0.00
547	LF	3400.00	3/4in PVC PIPE	1.50	5400.00	0.00	0.00	0.00	0.00
548	EA	109.00	60" TREE GRATE, R-8838-A (DEDUCT	(300.00)	(32,700.00)	0.00	0.00	0.00	0.00
550	LF	1750.00	3/4" PVC CONDUIT TO TREE WELLS	2.95	5162.50	0.00	0.00	0.00	0.00

Change Order #1

CY	560.00	REM/REPL PEA GRAVEL	EBCC	9.58	5384.80	560.00	5364.80	560.00	5364.80
LS	0.00	MATERIAL ON HAND, UTILITIES		1.00	0.00	0.00	0.00	0.00	0.00
LS	0.00	MATERIAL ON HAND, LANDSCAPE		1.00	0.00	0.00	0.00	10263.16	10263.16
LS	0.00	MATERIAL ON HAND, TREE GRATES		1.00	0.00	52358.00	52358.00	52358.00	52358.00

I certify that this monthly estimate is a true representation of the work performed on this contract.

Ed Bell Construction Company

Reviewed By:

Town of Addison Public Works Inspector

Approved By:

Town of Addison Assistant City Engineer

Date

Date

3,945,641.80	MONTH	342,997.90	TO DATE	530,809.36
	DEDUCTIONS	0.00	DEDUCTIONS	0.00
	SUB TOTAL	342,997.90	SUB TOTAL	530,809.36
	RETAINAGE		RETAINAGE	
	5%	17,149.90	5%	26,540.47
			PREV PAY	178,420.89
	SUB TOTAL	325,848.00	AMT DUE	325,848.00

Date

Date

Invoice	Order	Cust #	St	Cnt	City	Billed	Taxed	Direct	Indirect
Slpn	Comms	Slpn	Comms	Slpn	Comms	Slpn	Comms	Slpn	Comms
021102	60296	N63520	42	113		42		2480	.100

Yrd	Exmpt	Statg	Ship Date	Invoice Date	Purchase Order#	Freight	Naenah	Local
99		RP	7/29/98	7/31/98	V-16214	1237.00		

Sold To Address
 NORTH TEXAS BOMANITE
 11107 MORRISON LANE
 DALLAS TX 75229

Ship to Address
 NORTH TEXAS BOMANITE
 11107 MORRISON LANE
 DALLAS TX 75229

Ship Weight
 39,894
Commission \$
 DIRECT 5,112.10
 INDIRECT

Total: 51,121.00
Billable Freight: 1,237.00 **Taxable: N**
Sales Tax:
Invoice Total: 52,358.00

ENTER-DISPLAY DETAIL

CMD5-NEW INVOICE

CMD7-EXIT REVIEW

**TOWN OF ADDISON
PAYMENT AUTHORIZATION MEMO**

DATE 7 | 7 | 98

CLAIM # _____

CHECK AMOUNT \$ ~~10,203.16~~ ^{amb}
50,695.96

Vendor No. 4129
 Vendor Name Ed Bell Construction Company
 Address P.O. Box 540787
 Address Dallas
 Address TX
 Zip Code 75354 - 0787

INVOICE # OR DESCRIPTION	FUND	DEPT	OBJ	PROJ	SAC	AMOUNT
	(00)	(000)	(00000)	(00000)	(000)	(0000.00)
Estimate 3	41	000	58210	42302		10,203.16 ^{amb} 50,695.96 ^{gpp}

TOTAL \$ ~~10,203.16~~ ^{amb}
50,695.96 ^{gpp}

EXPLANATION Arapaho Rd. reconstruction, Addison Rd to Dallas North Tollway

RECEIVED

JUL 13 1998

[Signature]
AUTHORIZED SIGNATURE

TOWN OF ADDISON
ACCOUNTING

[Signature]
FINANCE Director

ED BELL CONSTRUCTION COMPANY

POST OFFICE BOX 540787
DALLAS, TEXAS 75354-0787

10605 HARRY HINES
DALLAS, TEXAS 75220

June 30, 1998

Mr. James C. Pierce, Jr., P.E.
Assistant City Engineer
Town of Addison
P.O. Box 144
Addison, Texas 75001


Re: Arapaho Road Reconstruction
Addison Road to Dallas North Tollway
Town of Addison

Dear Mr. Pierce:

Enclosed for you review is our billing on the referenced project through June 30, 1998. This billing includes a request for payment for \$10,263.16 worth of material on hand for the Shumard Oak trees tagged by Hawkins Nursery and Mesa Design. These items are currently being stored at AM & D Tree Farm, Inc. in Canton, Texas and are available for inspection. Attached for your records is the invoice that supports this request for payment and a copy of the check from Hawkins Nursery demonstrating that Hawkins has paid for this material. Our billing amount will ensure that \$9,750.00 is available, after retainage has been deducted, to compensate Hawkins for the complete amount of the deposit.

If you have any questions regarding this billing, please contact our office.

Sincerely,
Ed Bell Construction Company



Robert D. Weber
Project Engineer

ED BELL CONSTRUCTION COMPANY ***** MONTHLY ESTIMATE

JOB NO. 931

ESTIMATE NC

3

PROJECT_ ARAPAHO ROAD RECONSTRUCTION

LOCATION_ ADDISON ROAD TO DALLAS NORTH TOLLWAY

FROM

JUNE 1, 1998

BID DATE_ JANUARY 15, 1998

TO

JUNE 30, 1998

ENGINEER_ JAMES C. PIERCE, JR., P.E.

OWNER_ CITY OF ADDISON

ITEM	UNIT	BID QUANTITY	DESCRIPTION	BID PRICE	TOTAL COST	QUANTITY THIS MONTH	AMOUNT	QUANTITY TO DATE	AMOUNT
101	MO	14.00	BARRICADES SIGNS & TRAFF CTRL	5000.00	70000.00	1.00	5000.00	3.00	15000.00
102	STA	37.00	PREP ROW	750.00	27750.00	12.00	9000.00	12.00	9000.00
103	SY	12764.00	REM & DISP OF EX CONC PAVE	7.50	95730.00	2574.00	19305.00	2574.00	19305.00
104	SF	9683.00	REM & DISP OF EX CONC SW	1.00	9683.00	3616.00	3616.00	3616.00	3616.00
105	CY*	13127.00	UNCLASS EXCAVATION (SCRAPER	5.00	65635.00	84.00	420.00	84.00	420.00
106	SY*	29432.00	10in REINF CONC PAVE 650#FLEX 6	29.65	872658.80	0.00	0.00	0.00	0.00
107	SY*	1709.00	6in REINF CONC PAVE 650# FLEX	24.00	41016.00	0.00	0.00	0.00	0.00
108	SY	32599.00	6in LIME STAB INCL PROOFROLLIN	1.50	48763.50	0.00	0.00	0.00	0.00
109	TN	488.00	HYDRATED LIME (30 #/SY)	100.00	48800.00	0.00	0.00	0.00	0.00
110	LF	13296.00	6in INTEGRAL CONC CURB 650# FLI	1.50	19944.00	0.00	0.00	0.00	0.00
111	EA	15.00	MONO MEDIAN NOSE 650# FLEX	600.00	9000.00	0.00	0.00	0.00	0.00
112	SY	85.00	REINF CONC ISLAND 650# FLEX	35.00	2975.00	0.00	0.00	0.00	0.00
113	SF	2812.00	4in REINF CONC SW 3000#	2.45	6889.40	0.00	0.00	0.00	0.00
114	SY	1700.00	6in HMAC TY A DETOURS	15.00	25500.00	384.00	5760.00	384.00	5760.00
115	LF	207.00	REINF CONC ST HEADER 650# FLE'	8.00	1656.00	0.00	0.00	0.00	0.00
116	EA	980.00	4in DIA REFLECT PAVE MARKER TY	5.00	4900.00	0.00	0.00	0.00	0.00
117	EA	32.00	4in DIA REFLECT PAVE MARKER TY	6.00	192.00	0.00	0.00	0.00	0.00
118	EA	311.00	6in X 6in REFLECT JIGGLE BARS WI	13.00	4043.00	0.00	0.00	0.00	0.00
119	EA	246.00	8in 2 WAY DUAL REFLECT PAVE M/	30.00	7380.00	0.00	0.00	0.00	0.00
120	EA	17.00	4in SQ REFLECT FIRE HYDRANT M/	10.00	170.00	0.00	0.00	0.00	0.00
121	LF	575.00	24in WIDE WHITE THERMOPLASTIC	7.00	4025.00	0.00	0.00	0.00	0.00
122	EA	26.00	THERMOPLASTIC ADVISORY MARK	250.00	6500.00	0.00	0.00	0.00	0.00
123	LF	12800.00	4in WIDE TEMP LANE STRIPE	0.75	9600.00	0.00	0.00	0.00	0.00
124	LF	3700.00	2in DIA PVC SCH 40 ST LIGHT CONE	3.50	12950.00	0.00	0.00	0.00	0.00
125	EA	20.00	ST LIGHT FOUNDATION	420.00	8400.00	0.00	0.00	0.00	0.00
126	EA	18.00	ST LIGHT PULL BOX	250.00	4500.00	0.00	0.00	0.00	0.00
127	CY	6200.00	EXCAVA, REM & DISP OF MISC FILL	5.00	31000.00	0.00	0.00	0.00	0.00
128	LF	65.00	6in X 12in 3000# REINF CONC BAND	15.00	975.00	0.00	0.00	0.00	0.00
129	CY	8.00	3600# REINF CONC COMBO RET W/	850.00	6800.00	0.00	0.00	0.00	0.00
130	SF	3300.00	3600# REINF CONC RET WALL	37.50	123750.00	0.00	0.00	583.00	21112.50

STORM SEWER SCHEDULE

201	LF	46.00	15in DIA PVC SDR 35 PIPE	120.00	5520.00	0.00	0.00	0.00	0.00
202	LF	34.00	CL III RCP 15in	41.00	1394.00	0.00	0.00	0.00	0.00
203	LF	727.00	CL III RCP 18in	48.00	34996.00	0.00	0.00	0.00	0.00
204	LF	156.00	CL III RCP 21in	51.00	7956.00	0.00	0.00	0.00	0.00
205	LF	775.00	CL III RCP 24in	56.00	43400.00	0.00	0.00	0.00	0.00
206	LF	529.00	CL III RCP 36in	91.00	48139.00	0.00	0.00	0.00	0.00
207	LF	465.00	CL III RCP 39in	105.00	48825.00	0.00	0.00	0.00	0.00
208	LF	162.00	CL III RCP 42in	110.00	17820.00	0.00	0.00	0.00	0.00
209	EA	1.00	TY A MANHOLE	4000.00	4000.00	0.00	0.00	0.00	0.00
210	EA	3.00	TY B MANHOLE	4500.00	13500.00	0.00	0.00	0.00	0.00
211	EA	1.00	DBL TY B HEADWALL 42in	2500.00	2500.00	0.00	0.00	0.00	0.00
212	SY	290.00	2in STONE RIP RAP TY A DRY	20.00	5800.00	0.00	0.00	0.00	0.00
213	SY	156.00	SOLID SOD BERMUDA GRASS, WTF	6.00	936.00	0.00	0.00	0.00	0.00
214	SY	1435.00	HYDROMULCH BERMUDA GRASS, 1	3.50	5022.50	0.00	0.00	0.00	0.00
215	EA	1.00	6' STD CURB INLET	1800.00	1800.00	0.00	0.00	0.00	0.00
216	EA	1.00	14' STD CURB INLET	3000.00	3000.00	0.00	0.00	0.00	0.00
217	EA	2.00	6' RECESS INLET	2000.00	4000.00	0.00	0.00	0.00	0.00
218	EA	1.00	8' RECESS INLET	2100.00	2100.00	0.00	0.00	0.00	0.00
219	EA	17.00	10' RECESS INLET	2400.00	40800.00	0.00	0.00	0.00	0.00
220	EA	2.00	12' RECESS INLET	2700.00	5400.00	0.00	0.00	0.00	0.00
221	EA	4.00	14' RECESS INLET	3300.00	13200.00	0.00	0.00	0.00	0.00
222	EA	1.00	4' X 4' TY Y INLET	1600.00	1600.00	0.00	0.00	0.00	0.00
223	LF	632.00	REM & DISP OF EX REINF CONC PII	9.00	5688.00	0.00	0.00	0.00	0.00
224	EA	12.00	REM & DISP OF EX INLET	500.00	6000.00	0.00	0.00	0.00	0.00
225	CY	1545.00	UNCLASS CHANNEL EXCAVA	7.00	10815.00	0.00	0.00	0.00	0.00
226	LS	1.00	TRENCH SAFETY DESIGN (ALL UTIL	1000.00	1000.00	0.00	0.00	0.00	0.00
227	LF	2894.00	TRENCH SAFETY PROTECTION (DF	1.10	3183.40	0.00	0.00	0.00	0.00
228	EA	29.00	INLET PROTECT	50.00	1450.00	0.00	0.00	0.00	0.00
229	LF	125.00	STRAW BALE DIKE	3.00	375.00	0.00	0.00	0.00	0.00
230	LF	20.00	ROCK BERM	25.00	500.00	0.00	0.00	0.00	0.00
231	LF	1050.00	SILT FENCE	1.50	1575.00	0.00	0.00	0.00	0.00
232	EA	4.00	STAB CONST ENTR	1000.00	4000.00	0.00	0.00	0.00	0.00

UTILITY SCHEDULE

301	LF	20.00	4in PVC DR18 CL 150 WTR PIPE	20.00	400.00	0.00	0.00	20.00	400.00
302	LF	218.00	6in PVC DR18 CL 150 WTR PIPE	25.00	5450.00	0.00	0.00	130.00	3250.00
303	LF	1220.00	8in PVC DR18 CL 150 WTR PIPE	35.00	42700.00	0.00	0.00	1220.00	42700.00
304	EA	1.00	GATE VALVE 4in	400.00	400.00	0.00	0.00	1.00	400.00
305	EA	7.00	GATE VALVE 6in	500.00	3500.00	0.00	0.00	5.00	2500.00
306	EA	8.00	GATE VALVE 8in	700.00	5600.00	0.00	0.00	7.00	4900.00
307	EA	14.00	FIRE HYDRANT	2000.00	28000.00	0.00	0.00	6.00	12000.00
308	LF	40.00	CONC ENCASE	25.00	1000.00	0.00	0.00	40.00	1000.00

309	EA	1.00	TAPP SLEEVE & VALVE 8in X 8in	2000.00	2000.00	0.00	0.00	0.00	0.00
310	EA	2.00	TAPP SLEEVE & VALVE 24in X 8in	4000.00	8000.00	0.00	0.00	2.00	8000.00
311	EA	1.00	TAPP SLEEVE & VALVE 12in X 6in	3000.00	3000.00	0.00	0.00	0.00	0.00
312	EA	1.00	6in WTR METER/VAULT & BACKFLO	20000.00	20000.00	0.00	0.00	0.00	0.00
313	EA	2.00	1in OR 1 1/2in WTR METER BOX & B	2000.00	4000.00	0.00	0.00	0.00	0.00
314	EA	5.00	ADJ EX WTR VALVE COVER & STAC	125.00	625.00	0.00	0.00	0.00	0.00
315	EA	2.00	ADJ EX WTR METER BOX	125.00	250.00	0.00	0.00	0.00	0.00
316	EA	3.00	RECONNECT EX SERV	1000.00	3000.00	0.00	0.00	0.00	0.00
317	EA	5.00	CONNECT TO EX WTR SERV	1200.00	6000.00	0.00	0.00	0.00	0.00
318	LF	1458.00	TRENCH SAFETY (WATER)	1.20	1749.60	0.00	0.00	1370.00	1644.00
319	LS	1.00	PERFORM WTR TEST	1500.00	1500.00	0.00	0.00	0.00	0.00
320	LF	497.00	SDR35 WWTR PIPE PVC 8in	50.00	24850.00	0.00	0.00	409.00	20450.00
321	EA	1.00	4' DIA MH	2000.00	2000.00	0.00	0.00	0.00	0.00
322	EA	2.00	CONNECT TO EX MH	1200.00	2400.00	0.00	0.00	2.00	2400.00
323	EA	4.00	ADJ MH TOP	500.00	2000.00	0.00	0.00	0.00	0.00
324	LF	20.00	CONC ENCASE	35.00	700.00	0.00	0.00	20.00	700.00
325	LF	497.00	TRENCH SAFETY (SANITARY SEWE	1.20	596.40	0.00	0.00	409.00	490.00
326	LF	497.00	TV INSPECT OF WWTR MAIN	1.20	596.40	0.00	0.00	0.00	0.00
327	LS	1.00	PERFORM WWTR LINE & MH TEST	500.00	500.00	0.00	0.00	0.00	0.00
328	EA	2.00	2in IRRIGATION TAP, VALVE, VALVE	2500.00	5000.00	0.00	0.00	1.00	2500.00

ELECTRICAL SCHEDULE


401	LF	3141.00	SCH 40 PVC ELECT CONDUIT 2in	3.10	9737.10	0.00	0.00	0.00	0.00
402	LF	739.00	SCH 40 PVC ELECT CONDUIT 3in	5.00	3695.00	0.00	0.00	0.00	0.00
403	LF	163.00	SCH 40 PVC ELECT CONDUIT 4in	5.20	847.60	0.00	0.00	0.00	0.00
404	LF	70.00	SCH 40 PVC ELECT CONDUIT 4in B	16.00	1120.00	0.00	0.00	0.00	0.00
405	LF	1070.00	2 CONDUCT #6 XHHW ELECT WIRE	1.10	1177.00	0.00	0.00	0.00	0.00
406	LF	1891.00	#6 BARE ELECT WIRE	0.60	1134.60	0.00	0.00	0.00	0.00
407	EA	28.00	TY A PULL BOX	350.00	9800.00	0.00	0.00	0.00	0.00
408	EA	3.00	TY C PULL BOX	400.00	1200.00	0.00	0.00	0.00	0.00
409	LS	3.00	ELECT SERV CONNECT	850.00	2550.00	0.00	0.00	0.00	0.00
410	EA	10.00	TRAFF SIGN R10-12 MAST ARM MOU	85.00	850.00	0.00	0.00	0.00	0.00
411	EA	2.00	TRAFF SIGN R3-8 MAST ARM MOUN	110.00	220.00	0.00	0.00	0.00	0.00
412	EA	7.00	TRAFF SIGN R3-4	110.00	770.00	0.00	0.00	0.00	0.00
413	EA	8.00	SIG POLE CONC FOUNDATION TY 3	1000.00	8000.00	0.00	0.00	0.00	0.00
414	EA	4.00	SIG POLE CONC FOUNDATION TY 3	1200.00	4800.00	0.00	0.00	0.00	0.00
415	EA	3.00	CONTROLLER CABINET FOUNDATI	800.00	2400.00	0.00	0.00	0.00	0.00
416	EA	4.00	30in T BASE POLE W/32' MAST ARM	3800.00	15200.00	0.00	0.00	0.00	0.00
417	EA	4.00	30in T BASE POLE W/38' MAST ARM	4400.00	17600.00	0.00	0.00	0.00	0.00
418	EA	2.00	30in T BASE POLE W/40' MAST ARM	5000.00	10000.00	0.00	0.00	0.00	0.00
419	EA	1.00	30in T BASE POLE W/44' MAST ARM	5200.00	5200.00	0.00	0.00	0.00	0.00
420	EA	18.00	12in 3 SEC SIG HEAD TY V3	300.00	5400.00	0.00	0.00	0.00	0.00
421	EA	12.00	12in 4 SEC SIG HEAD TY VLT	800.00	9600.00	0.00	0.00	0.00	0.00
422	EA	10.00	12in 4 SEC SIGN HEAD TY V4RT	800.00	8000.00	0.00	0.00	0.00	0.00
423	EA	18.00	VACUUM FORM BACKPLATE 3 SEC	50.00	900.00	0.00	0.00	0.00	0.00
424	EA	22.00	VACUUM FORM BACKPLATE 4 SEC	55.00	1210.00	0.00	0.00	0.00	0.00
425	EA	18.00	3 SEC ASTRO BRAC W/29in BANDS	85.00	1530.00	0.00	0.00	0.00	0.00
426	EA	22.00	4 SEC ASTON BRAC W/29in BANDS	90.00	1980.00	0.00	0.00	0.00	0.00
427	EA	22.00	PED SIG HEAD W/MOUNTING HDWI	300.00	6600.00	0.00	0.00	0.00	0.00
428	LF	1672.00	BELDEN 8281 COAX CABLE	2.20	3678.40	0.00	0.00	0.00	0.00
429	LF	1843.00	4 CNDR OPTICOM CABLE	1.10	2027.30	0.00	0.00	0.00	0.00
430	LF	1038.00	5 CONDUCT SIG CABLE #12 AWG	1.10	1141.80	0.00	0.00	0.00	0.00
431	LF	862.00	7 CONDUCT SIG CABLE #12 AWG	1.25	1077.50	0.00	0.00	0.00	0.00
432	LF	1792.00	3 CONDUCT SIG CABLE #14 AWG	0.70	1254.40	0.00	0.00	0.00	0.00
433	LF	699.00	5 CONDUCT SIG CABLE #12 AWG	1.10	768.90	0.00	0.00	0.00	0.00
434	LF	1462.00	16 CONDUCT SIG CABLE #12 AWG	2.20	3216.40	0.00	0.00	0.00	0.00
435	EA	22.00	PED PUSH BUTTON & T10 4B SIGN	110.00	2420.00	0.00	0.00	0.00	0.00
436	EA	11.00	OPTICOM DIRECT SENSORS	600.00	6600.00	0.00	0.00	0.00	0.00
437	EA	6.00	OPTICOM DISCRIMINATOR MODULI	2000.00	12000.00	0.00	0.00	0.00	0.00
438	EA	3.00	INSTALL PORT PER INTERFACE UP	3500.00	10500.00	0.00	0.00	0.00	0.00
439	EA	3.00	FURNISH PORT PER INTERFACE UI	15000.00	45000.00	0.00	0.00	0.00	0.00
440	EA	3.00	8 PH NEMA TS-2 TY 1 CTRL ASSY	35000.00	105000.00	0.00	0.00	0.00	0.00
441	EA	11.00	VIDEO CAMERA W/MOUNT HDWR	2800.00	30800.00	0.00	0.00	0.00	0.00
442	EA	3.00	TV MONITOR FURN	1000.00	3000.00	0.00	0.00	0.00	0.00
443	EA	3.00	TV MONITOR INSTL	500.00	1500.00	0.00	0.00	0.00	0.00
444	EA	2.00	CONNECT TO EX RR CTRL	1000.00	2000.00	0.00	0.00	0.00	0.00
445	LS	1.00	ADJ OF CITY TRAFF SIGS AT INTER	15000.00	15000.00	0.00	0.00	0.00	0.00
446	EA	1.00	CONTROLLER CABINET ASSY (BRC	17000.00	17000.00	0.00	0.00	0.00	0.00
447	EA	1.00	VIDEO TRACKING UNIT	20000.00	20000.00	0.00	0.00	0.00	0.00
448	EA	1.00	62 PIN I/O CABLE	300.00	300.00	0.00	0.00	0.00	0.00
449	EA	1.00	CAMERA INTERFACE PANEL (6 CAM	600.00	600.00	0.00	0.00	0.00	0.00
450	EA	1.00	BNC CONNECTOR	5.00	5.00	0.00	0.00	0.00	0.00
451	EA	1.00	POWER CONDITIONER FOR VTU	300.00	300.00	0.00	0.00	0.00	0.00
452	EA	2.00	UNDERGROUND SVC, PEDESTAL, /	1200.00	2400.00	0.00	0.00	0.00	0.00

LANDSCAPE SCHEDULE

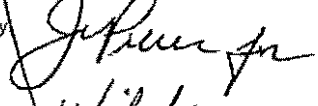
501	SF*	3950.00	BRICK PAVERS ON ASPH BASE ON	10.50	41475.00	0.00	0.00	0.00	0.00
502	SF	9800.00	CONC PAVING (SANDBLAST)(ARAP	7.00	68600.00	0.00	0.00	0.00	0.00
503	SF	3490.00	CONC CROSSWALKS W/SANDBLAE	6.25	21812.50	0.00	0.00	0.00	0.00
504	SF*	4000.00	QUORUM DR/BRICK ON 4in CONC S	8.50	34000.00	0.00	0.00	0.00	0.00
505	SF*	8763.00	DBL ROW BRICK BAND ON CONCRI	9.00	78867.00	0.00	0.00	0.00	0.00
506	SF	44288.00	SPECIAL SW CONC DIAG PATTERN	4.75	210368.00	0.00	0.00	0.00	0.00
507	LF*	9780.00	1/4in FIBROUS EXPAND JOINT W/B/	3.10	30318.00	0.00	0.00	0.00	0.00
508	LF	385.00	1 FT WIDE CONCRETE MEDIAN/PA	10.00	3850.00	0.00	0.00	0.00	0.00
509	EA	77.00	BEGA LIGHT FIXTURES & POLES IN	3000.00	231000.00	0.00	0.00	0.00	0.00
510	LF	3500.00	3/4in SCH 40 PVC ELECTR CONDT	2.80	9800.00	0.00	0.00	0.00	0.00

511	LF	4000.00	1in SCH 40 PVC ELECT CONDT	2.95	11800.00	0.00	0.00	0.00	0.00
512	LF	1200.00	2in SCH 40 PVC CONDT SLEEVES	3.00	3600.00	0.00	0.00	0.00	0.00
513	LF	4000.00	#6 AWG ELECT SERVICE	1.00	4000.00	0.00	0.00	0.00	0.00
514	LF	10000.00	#8 AWG ELECTR WIRE	0.50	5000.00	0.00	0.00	0.00	0.00
515	LF	2800.00	#10 AWG ELECTR WIRE	0.45	1260.00	0.00	0.00	0.00	0.00
516	EA	12.00	CAST IRON ELECT JCT BOX	600.00	7200.00	0.00	0.00	0.00	0.00
517	EA	113.00	60" TREE GRATE W/CONC EDGE & F	1900.00	214700.00	0.00	0.00	0.00	0.00
518	EA	16.00	BOLLARD W/LIGHT FIXTURE	2700.00	43200.00	0.00	0.00	0.00	0.00
519	LF	700.00	4in PERF SCH 40 PVC FRENCH DRA	17.00	11900.00	0.00	0.00	0.00	0.00
520	LF	4500.00	NON-PERF PVC PIPE CONNECTED	15.00	67500.00	0.00	0.00	0.00	0.00
521	EA	125.00	100 GAL 4in RED OAK	1000.00	125000.00	0.00	0.00	0.00	0.00
522	EA	132.00	12 FT FOSTER HOLLY	1000.00	132000.00	0.00	0.00	0.00	0.00
523	SF	504.00	ASIAN JASMINE 4in POTS, QUORUA	2.00	1008.00	0.00	0.00	0.00	0.00
524	SF	21862.00	BERMUDA SOD (TEX TURF 10)	0.50	10931.00	0.00	0.00	0.00	0.00
525	SF	2275.00	ASIAN JASMINE 4in POTS, MEDIANE	2.00	4550.00	0.00	0.00	0.00	0.00
526	EA	2.00	2in HERSEY WATER METERS W/TAI	2000.00	4000.00	0.00	0.00	0.00	0.00
527	EA	2.00	2in FEBCO 805-Y DBL CHECK VALVI	1000.00	2000.00	0.00	0.00	0.00	0.00
528	EA	1.00	RAINMASTER DX-2 STAINLESS STE	15000.00	15000.00	0.00	0.00	0.00	0.00
529	LS	1.00	ELECTRICAL SERVICE CONNECTIC	1500.00	1500.00	0.00	0.00	0.00	0.00
530	EA	214.00	RAIN-BIRD 1402 PRESS COMP BUB	5.00	1070.00	0.00	0.00	0.00	0.00
531	EA	318.00	TORO 57DZ-40 TURF HEADS IN MEI	6.00	1908.00	0.00	0.00	0.00	0.00
532	EA	227.00	TORO 570 MPR NOZZLES W/HARDII	13.00	2951.00	0.00	0.00	0.00	0.00
533	LF	1160.00	4in SCH 40 PVC SLEEVES	5.10	5916.00	0.00	0.00	0.00	0.00
534	LF	5260.00	2 1/2in SCH 40 PVC SLEEVES (TREE	3.10	16306.00	0.00	0.00	0.00	0.00
535	EA	3.00	WEATHERMATIC 11000 SERIES 1 R	100.00	300.00	0.00	0.00	0.00	0.00
536	EA	7.00	WEATHERMATIC 11000 SERIES 1 I/	150.00	1050.00	0.00	0.00	0.00	0.00
537	EA	8.00	WEATHERMATIC 11000 SERIES 2in	200.00	1600.00	0.00	0.00	0.00	0.00
538	LF	18100.00	ELECTRICAL VALVE WIRING 14 GA	0.10	1810.00	0.00	0.00	0.00	0.00
539	LF	350.00	2.5in SCH 40 PVC MAIN LINE	3.30	1155.00	0.00	0.00	0.00	0.00
540	EA	18.00	SPEARS 2in BALL VALVES	50.00	900.00	0.00	0.00	0.00	0.00
541	EA	4.00	BUCKNER 30A OCV W/VALVE BOX	200.00	800.00	0.00	0.00	0.00	0.00
542	LF	80.00	2.5in CLASS 200 PVC PIPE	3.50	280.00	0.00	0.00	0.00	0.00
543	LF	1120.00	2in CLASS 200 PVC PIPE	2.20	2464.00	0.00	0.00	0.00	0.00
544	LF	1360.00	1 1/2in PVC PIPE	2.00	2720.00	0.00	0.00	0.00	0.00
545	LF	3220.00	1 1/4in PVC PIPE	1.80	5796.00	0.00	0.00	0.00	0.00
546	LF	4000.00	1in PVC PIPE	1.70	6800.00	0.00	0.00	0.00	0.00
547	LF	3400.00	3/4in PVC PIPE	1.60	5440.00	0.00	0.00	0.00	0.00
548	EA	109.00	60" TREE GRATE, R-8838-A (DEDUC'	(300.00)	(32,700.00)	0.00	0.00	0.00	0.00
550	LF	1750.00	3/4" PVC CONDUIT TO TREE WELLE	2.95	5162.50	0.00	0.00	0.00	0.00
LS		0.00	MATERIAL ON HAND, UTILITIES	1.00	0.00	0.00	0.00	0.00	0.00
LS		0.00	MATERIAL ON HAND, LANDSCAPE	1.00	0.00	10263.16	10263.16	10263.16	10263.16


I certify that this monthly estimate is a true representation of the work performed on this contract.



E. Bell Construction Company

Reviewed By: 


Town of Addison Public Works Inspector

Approved By: 
Town of Addison Assistant City Engineer

6/30/98
Date

7-7-98
Date

7-7-98
Date

3,940,277.00	MONTH	53,364.16	TO DATE	187,811.46
	DEDUCTIONS	0.00	DEDUCTIONS	0.00
	SUB TOTAL	53,364.16	SUB TOTAL	187,811.46
	RETAINAGE		RETAINAGE	
	5%	2,668.21	5%	9,390.57
	SUB TOTAL	50,695.95	PREV PAY	127,724.93
			AMT DUE	50,695.96

A M & D TREE FARM INC.

CONTAINER GROWN TREES

Highway 19, South
P.O. Box 605 • Canton, Texas 75103
1 (800) 965-5622 (903) 567-5722
FAX (903) 567-6909

Hawkins Nursery
P.O. Box 800469
Dallas, TX
75380

May 04, 1998

Att: Garrett Cherry

Re: Tree order.

Enclosed are the contract agreements for the material tagged.

Please sign and return the original with the 25% deposit by May 18, 1998.
Copy attached for your files.

We look forward to serving your needs now and in the future. If we can be of any further assistance, please feel free to contact our office.

Sincerely,



ANDRE DEKKERS
SALES MANAGER
A M & D TREE FARM INC.

A, M, & D TREE FARM INC.

CONTAINER GROWN TREES

Highway 19, South
P.O. Box 605 Canton, Texas 75103
1-800-965-5622 • 903-567-5722
FAX 903-567-6909

CONTRACT AGREEMENT

TO: Hawkins Nursery DATE QUOTED: 4-9-98
At: Guceete SHIPPING DATE: March '99
SHIP TO: Arpaho Rd PROJECT NAME: Arpaho Rd
Dallas, TX SALES PERSON: _____

QTY	SIZE	DESCRIPTION	UNIT PRICE	AMOUNT
130	95 gal	Shumac Oak	\$ 300 00	\$39,000 00
			TOTAL:	\$ 39,000 00
		25% Deposit required		\$ 9,750 00
		* Material tagged by Hawkins / Meas Design.		

Prices quoted are F. O. B. Dallas, TX on quantities listed above and full truck loads.

HAWKINS NURSERY & LANDSCAPE CO., INC.

P. O. BOX 800469 · 214-596-5904
DALLAS, TX 75380-0469

6954

32-75/1110
783

6-8-1978

PAY
TO THE
ORDER OF

Q. M. & The Farms

\$ 9,750⁰⁰/₁₀₀

9750 DOLLARS


DOLLARS

THIS CHECK IS DELIVERED IN CONNECTION WITH THE FOLLOWING ACCOUNTS

<i>Deposit On Red 2/1/78</i>

OT Hamilton

⑆006954⑆ ⑆111000753⑆ ⑆7831026252⑆



GUARANTEE & SAFETY
CLIQUE AIRMAIL PK

**TOWN OF ADDISON
PAYMENT AUTHORIZATION MEMO**

DATE 6.5.98

CLAIM # _____

CHECK AMOUNT \$ 66,651.78

Vendor No. 4129
 Vendor Name Ed Bell Construction Company
 Address P.O. Box 540787
 Address Dallas
 Address TX
 Zip Code 75354-0787

INVOICE # OR DESCRIPTION	FUND	DEPT	OBJ	PROJ	SAC	AMOUNT
	(00)	(000)	(00000)	(00000)	(000)	(0000.00)
Estimate 2	41	000	58210	42302	✓	66,651.78
TOTAL						\$66,651.78

EXPLANATION Arapaho Rd reconstruction - Addison Rd to Dallas North Tollway

RECEIVED

JUN 10 1998

TOWN OF ADDISON
ACCOUNTING

[Signature]
AUTHORIZED SIGNATURE

[Signature]
FINANCE

ED BELL CONSTRUCTION COMPANY ***** MONTHLY ESTIMATE
 JOB NO. 931
 PROJECT_ ARAPAHO ROAD RECONSTRUCTION
 LOCATION_ ADDISON ROAD TO DALLAS NORTH TOLLWAY
 BID DATE_ JANUARY 15, 1998
 ENGINEER_ JAMES C. PIERCE, JR., P.E.
 OWNER_ CITY OF ADDISON

ESTIMATE NC 2
 FROM MAY 1, 1998
 TO MAY 31, 1998

ITEM	UNIT	BID QUANTITY	DESCRIPTION	BID PRICE	TOTAL COST	QUANTITY THIS MONTH	AMOUNT	QUANTITY TO DATE	AMOUNT
101	MO	14.00	BARRICADES SIGNS & TRAFF CTRL	5000.00	70000.00	1.00	5000.00	2.00	10000.00
102	STA	37.00	PREP ROW	750.00	27750.00	0.00	0.00	0.00	0.00
103	SY	12764.00	REM & DISP OF EX CONC PAVE	7.50	95730.00	0.00	0.00	0.00	0.00
104	SF	9683.00	REM & DISP OF EX CONC SW	1.00	9683.00	0.00	0.00	0.00	0.00
105	CY'	13127.00	UNCLASS EXCAVATION (SCRAPER	5.00	65635.00	0.00	0.00	0.00	0.00
106	SY*	29432.00	10in REINF CONC PAVE 650#FLEX	29.65	872658.80	0.00	0.00	0.00	0.00
107	SY*	1709.00	6in REINF CONC PAVE 650# FLEX	24.00	41016.00	0.00	0.00	0.00	0.00
108	SY	32509.00	6in LIME STAB INCL PROOFROLLIN#	1.50	48763.50	0.00	0.00	0.00	0.00
109	TN	488.00	HYDRATED LIME (30 #/SY)	100.00	48800.00	0.00	0.00	0.00	0.00
110	LF	13296.00	8in INTEGRAL CONC CURB 650# FLI	1.50	19944.00	0.00	0.00	0.00	0.00
111	EA	15.00	MONO MEDIAN NOSE 650# FLEX	600.00	9000.00	0.00	0.00	0.00	0.00
112	SY	85.00	REINF CONC ISLAND 650# FLEX	35.00	2975.00	0.00	0.00	0.00	0.00
113	SF	2812.00	4in REINF CONC SW 3000#	2.45	6889.40	0.00	0.00	0.00	0.00
114	SY	1700.00	6in HMAC TY A DETOURS	15.00	25500.00	0.00	0.00	0.00	0.00
115	LF	207.00	REINF CONC ST HEADER 650# FLE	8.00	1656.00	0.00	0.00	0.00	0.00
116	EA	980.00	4in DIA REFLECT PAVE MARKER TY	5.00	4900.00	0.00	0.00	0.00	0.00
117	EA	32.00	4in DIA REFLECT PAVE MARKER TY	6.00	192.00	0.00	0.00	0.00	0.00
118	EA	311.00	6in X 6in REFLECT JIGGLE BARS WI	13.00	4043.00	0.00	0.00	0.00	0.00
119	EA	246.00	8in 2 WAY DUAL REFLECT PAVE M/	30.00	7380.00	0.00	0.00	0.00	0.00
120	EA	17.00	4in SQ REFLECT FIRE HYDRANT M/	10.00	170.00	0.00	0.00	0.00	0.00
121	LF	575.00	24in WIDE WHITE THERMOPLASTIC	7.00	4025.00	0.00	0.00	0.00	0.00
122	EA	26.00	THERMOPLASTIC ADVISORY MARK	250.00	6500.00	0.00	0.00	0.00	0.00
123	LF	12800.00	4in WIDE TEMP LANE STRIPE	0.75	9600.00	0.00	0.00	0.00	0.00
124	LF	3700.00	2in DIA PVC SCH 40 ST LIGHT CON	3.50	12950.00	0.00	0.00	0.00	0.00
125	EA	20.00	ST LIGHT FOUNDATION	420.00	8400.00	0.00	0.00	0.00	0.00
126	EA	18.00	ST LIGHT PULL BOX	250.00	4500.00	0.00	0.00	0.00	0.00
127	CY	6200.00	EXCAVA, REM & DISP OF MISC FILL	5.00	31000.00	0.00	0.00	0.00	0.00
128	LF	65.00	6in X 12in 3000# REINF CONC BAND	15.00	975.00	0.00	0.00	0.00	0.00
129	CY	8.00	3600# REINF CONC COMBO RET W/	850.00	6800.00	0.00	0.00	0.00	0.00
130	SF	3300.00	3600# REINF CONC RET WALL	37.50	123750.00	563.00	21112.50	563.00	21112.50

STORM SEWER SCHEDULE

201	LF	46.00	15in DIA PVC SDR 35 PIPE	120.00	5520.00	0.00	0.00	0.00	0.00
202	LF	34.00	CL III RCP 15in	41.00	1394.00	0.00	0.00	0.00	0.00
203	LF	727.00	CL III RCP 18in	48.00	34896.00	0.00	0.00	0.00	0.00
204	LF	156.00	CL III RCP 21in	51.00	7956.00	0.00	0.00	0.00	0.00
205	LF	775.00	CL III RCP 24in	56.00	43400.00	0.00	0.00	0.00	0.00
206	LF	529.00	CL III RCP 36in	91.00	48139.00	0.00	0.00	0.00	0.00
207	LF	465.00	CL III RCP 39in	105.00	48825.00	0.00	0.00	0.00	0.00
208	LF	162.00	CL III RCP 42in	110.00	17820.00	0.00	0.00	0.00	0.00
209	EA	1.00	TY A MANHOLE	4000.00	4000.00	0.00	0.00	0.00	0.00
210	EA	3.00	TY B MANHOLE	4500.00	13500.00	0.00	0.00	0.00	0.00
211	EA	1.00	DBL TY B HEADWALL 42in	2500.00	2500.00	0.00	0.00	0.00	0.00
212	SY	290.00	2in STONE RIP RAP TY A DRY	20.00	5800.00	0.00	0.00	0.00	0.00
213	SY	156.00	SOLID SOD BERMUDA GRASS, WTF	6.00	936.00	0.00	0.00	0.00	0.00
214	SY	1435.00	HYDROMULCH BERMUDA GRASS, 1	3.50	5022.50	0.00	0.00	0.00	0.00
215	EA	1.00	6' STD CURB INLET	1800.00	1800.00	0.00	0.00	0.00	0.00
216	EA	1.00	14' STD CURB INLET	3000.00	3000.00	0.00	0.00	0.00	0.00
217	EA	2.00	6' RECESS INLET	2000.00	4000.00	0.00	0.00	0.00	0.00
218	EA	1.00	8' RECESS INLET	2100.00	2100.00	0.00	0.00	0.00	0.00
219	EA	17.00	10' RECESS INLET	2400.00	40800.00	0.00	0.00	0.00	0.00
220	EA	2.00	12' RECESS INLET	2700.00	5400.00	0.00	0.00	0.00	0.00
221	EA	4.00	14' RECESS INLET	3300.00	13200.00	0.00	0.00	0.00	0.00
222	EA	1.00	4' X 4' TY Y INLET	1600.00	1600.00	0.00	0.00	0.00	0.00
223	LF	632.00	REM & DISP OF EX REINF CONC PII	9.00	5688.00	0.00	0.00	0.00	0.00
224	EA	12.00	REM & DISP OF EX INLET	500.00	6000.00	0.00	0.00	0.00	0.00
225	CY	1545.00	UNCLASS CHANNEL EXCAVA	7.00	10815.00	0.00	0.00	0.00	0.00
226	LS	1.00	TRENCH SAFETY DESIGN (ALL UTIL	1000.00	1000.00	0.00	0.00	0.00	0.00
227	LF	2894.00	TRENCH SAFETY PROTECTION (DF	1.10	3183.40	0.00	0.00	0.00	0.00
228	EA	29.00	INLET PROTECT	50.00	1450.00	0.00	0.00	0.00	0.00
229	LF	125.00	STRAW BALE DIKE	3.00	375.00	0.00	0.00	0.00	0.00
230	LF	20.00	ROCK BERM	25.00	500.00	0.00	0.00	0.00	0.00
231	LF	1050.00	SILT FENCE	1.50	1575.00	0.00	0.00	0.00	0.00
232	EA	4.00	STAB CONST ENTR	1000.00	4000.00	0.00	0.00	0.00	0.00

UTILITY SCHEDULE

301	LF	20.00	4in PVC DR18 CL 150 WTR PIPE	20.00	400.00	20.00	400.00	20.00	400.00
302	LF	218.00	6in PVC DR18 CL 150 WTR PIPE	25.00	5450.00	130.00	3250.00	130.00	3250.00
303	LF	1220.00	8in PVC DR18 CL 150 WTR PIPE	35.00	42700.00	370.00	12950.00	1220.00	42700.00
304	EA	1.00	GATE VALVE 4in	400.00	400.00	0.00	0.00	1.00	400.00
305	EA	7.00	GATE VALVE 6in	500.00	3500.00	2.00	1000.00	5.00	2500.00
306	EA	8.00	GATE VALVE 8in	700.00	5600.00	3.00	2100.00	7.00	4900.00
307	EA	14.00	FIRE HYDRANT	2000.00	28000.00	6.00	12000.00	6.00	12000.00
308	LF	40.00	CONC ENCASE	25.00	1000.00	10.00	250.00	40.00	1000.00

309	EA	1.00	TAPP SLEEVE & VALVE 8in X 6in	2000.00	2000.00	0.00	0.00	0.00	0.00
310	EA	2.00	TAPP SLEEVE & VALVE 24in X 8in	4000.00	8000.00	2.00	8000.00	2.00	8000.00
311	EA	1.00	TAPP SLEEVE & VALVE 12in X 6in	3000.00	3000.00	0.00	0.00	0.00	0.00
312	EA	1.00	6in WTR METER/VAULT & BACKFLO	20000.00	20000.00	0.00	0.00	0.00	0.00
313	EA	2.00	1in OR 1 1/2in WTR METER BOX & B	2000.00	4000.00	0.00	0.00	0.00	0.00
314	EA	5.00	ADJ EX WTR VALVE COVER & STAC	125.00	625.00	0.00	0.00	0.00	0.00
315	EA	2.00	ADJ EX WTR METER BOX	125.00	250.00	0.00	0.00	0.00	0.00
316	EA	3.00	RECONNECT EX SERV	1000.00	3000.00	0.00	0.00	0.00	0.00
317	EA	5.00	CONNECT TO EX WTR SERV	1200.00	6000.00	0.00	0.00	0.00	0.00
318	LF	1458.00	TRENCH SAFETY (WATER)	1.20	1749.60	520.00	624.00	1370.00	1644.00
319	LS	1.00	PERFORM WTR TEST	1500.00	1500.00	0.00	0.00	0.00	0.00
320	LF	497.00	SDR35 WWTR PIPE PVC 8in	50.00	24850.00	215.00	10750.00	409.00	20450.00
321	EA	1.00	4' DIA MH	2000.00	2000.00	0.00	0.00	0.00	0.00
322	EA	2.00	CONNECT TO EX MH	1200.00	2400.00	1.00	1200.00	2.00	2400.00
323	EA	4.00	ADJ MH TOP	500.00	2000.00	0.00	0.00	0.00	0.00
324	LF	20.00	CONC ENCASE	35.00	700.00	20.00	700.00	20.00	700.00
325	LF	497.00	TRENCH SAFETY (SANITARY SEWE	1.20	596.40	215.00	258.00	409.00	490.80
326	LF	497.00	TV INSPECT OF WWTR MAIN	1.20	596.40	0.00	0.00	0.00	0.00
327	LS	1.00	PERFORM WWTR LINE & MH TEST	500.00	500.00	0.00	0.00	0.00	0.00
328	EA	2.00	2in IRRIGATION TAP, VALVE, VALVE	2500.00	5000.00	1.00	2500.00	1.00	2500.00

ELECTRICAL SCHEDULE


401	LF	3141.00	SCH 40 PVC ELECT CONDUIT 2in	3.10	9737.10	0.00	0.00	0.00	0.00
402	LF	739.00	SCH 40 PVC ELECT CONDUIT 3in	5.00	3695.00	0.00	0.00	0.00	0.00
403	LF	163.00	SCH 40 PVC ELECT CONDUIT 4in	5.20	847.60	0.00	0.00	0.00	0.00
404	LF	70.00	SCH 40 PVC ELECT CONDUIT 4in BK	16.00	1120.00	0.00	0.00	0.00	0.00
405	LF	1070.00	2 CONDUCT #6 XHHW ELECT WIRE	1.10	1177.00	0.00	0.00	0.00	0.00
406	LF	1891.00	#6 BARE ELECT WIRE	0.60	1134.60	0.00	0.00	0.00	0.00
407	EA	28.00	TY A PULL BOX	350.00	9800.00	0.00	0.00	0.00	0.00
408	EA	3.00	TY C PULL BOX	400.00	1200.00	0.00	0.00	0.00	0.00
409	LS	3.00	ELECT SERV CONNECT	850.00	2550.00	0.00	0.00	0.00	0.00
410	EA	10.00	TRAFF SIGN R10-12 MAST ARM MOU	85.00	850.00	0.00	0.00	0.00	0.00
411	EA	2.00	TRAFF SIGN R3-8 MAST ARM MOUN	110.00	220.00	0.00	0.00	0.00	0.00
412	EA	7.00	TRAFF SIGN R3-4	110.00	770.00	0.00	0.00	0.00	0.00
413	EA	8.00	SIG POLE CONC FOUNDATION TY 3	1000.00	8000.00	0.00	0.00	0.00	0.00
414	EA	4.00	SIG POLE CONC FOUNDATION TY 2	1200.00	4800.00	0.00	0.00	0.00	0.00
415	EA	3.00	CONTROLLER CABINET FOUNDATI	800.00	2400.00	0.00	0.00	0.00	0.00
416	EA	4.00	30in T BASE POLE W/32' MAST ARM	3800.00	15200.00	0.00	0.00	0.00	0.00
417	EA	4.00	30in T BASE POLE W/36' MAST ARM	4400.00	17600.00	0.00	0.00	0.00	0.00
418	EA	2.00	30in T BASE POLE W/40' MAST ARM	5000.00	10000.00	0.00	0.00	0.00	0.00
419	EA	1.00	30in T BASE POLE W/44' MAST ARM	5200.00	5200.00	0.00	0.00	0.00	0.00
420	EA	18.00	12in 3 SEC SIG HEAD TY V3	300.00	5400.00	0.00	0.00	0.00	0.00
421	EA	12.00	12in 4 SEC SIG HEAD TY VLT	800.00	9600.00	0.00	0.00	0.00	0.00
422	EA	10.00	12in 4 SEC SIGN HEAD TY V4RT	800.00	8000.00	0.00	0.00	0.00	0.00
423	EA	18.00	VACUUM FORM BACKPLATE 3 SEC	50.00	900.00	0.00	0.00	0.00	0.00
424	EA	22.00	VACUUM FORM BACKPLATE 4 SEC	55.00	1210.00	0.00	0.00	0.00	0.00
425	EA	18.00	3 SEC ASTRO BRAC W/29in BANDS	85.00	1530.00	0.00	0.00	0.00	0.00
426	EA	22.00	4 SEC ASTON BRAC W/29in BANDS	90.00	1980.00	0.00	0.00	0.00	0.00
427	EA	22.00	PED SIG HEAD W/MOUNTING HDWI	300.00	6600.00	0.00	0.00	0.00	0.00
428	LF	1672.00	BELDEN 82B1 COAX CABLE	2.20	3678.40	0.00	0.00	0.00	0.00
429	LF	1843.00	4 CNDR OPTICOM CABLE	1.10	2027.30	0.00	0.00	0.00	0.00
430	LF	1038.00	5 CONDUCT SIG CABLE #12 AWG	1.10	1141.80	0.00	0.00	0.00	0.00
431	LF	862.00	7 CONDUCT SIG CABLE #12 AWG	1.25	1077.50	0.00	0.00	0.00	0.00
432	LF	1792.00	3 CONDUCT SIG CABLE #14 AWG	0.70	1254.40	0.00	0.00	0.00	0.00
433	LF	699.00	5 CONDUCT SIG CABLE #12 AWG	1.10	768.90	0.00	0.00	0.00	0.00
434	LF	1462.00	16 CONDUCT SIG CABLE #12 AWG	2.20	3216.40	0.00	0.00	0.00	0.00
435	EA	22.00	PED PUSH BUTTON & T10 4B SIGN	110.00	2420.00	0.00	0.00	0.00	0.00
436	EA	11.00	OPTICOM DIRECT SENSORS	600.00	6600.00	0.00	0.00	0.00	0.00
437	EA	6.00	OPTICOM DISCRIMINATOR MODULI	2000.00	12000.00	0.00	0.00	0.00	0.00
438	EA	3.00	INSTALL PORT PER INTERFACE UI	3500.00	10500.00	0.00	0.00	0.00	0.00
439	EA	3.00	FURNISH PORT PER INTERFACE UI	15000.00	45000.00	0.00	0.00	0.00	0.00
440	EA	3.00	8 PH NEMA TS-2 TY 1 CTRL ASSY	35000.00	105000.00	0.00	0.00	0.00	0.00
441	EA	11.00	VIDEO CAMERA W/MOUNT HDWR	2800.00	30800.00	0.00	0.00	0.00	0.00
442	EA	3.00	TV MONITOR FURN	1000.00	3000.00	0.00	0.00	0.00	0.00
443	EA	3.00	TV MONITOR INSTL	500.00	1500.00	0.00	0.00	0.00	0.00
444	EA	2.00	CONNECT TO EX RR CTRL	1000.00	2000.00	0.00	0.00	0.00	0.00
445	LS	1.00	ADJ OF CITY TRAFF SIGS AT INTER	15000.00	15000.00	0.00	0.00	0.00	0.00
446	EA	1.00	CONTROLLER CABINET ASSY (BRC	17000.00	17000.00	0.00	0.00	0.00	0.00
447	EA	1.00	VIDEO TRACKING UNIT	20000.00	20000.00	0.00	0.00	0.00	0.00
448	EA	1.00	62 PIN I/O CABLE	300.00	300.00	0.00	0.00	0.00	0.00
449	EA	1.00	CAMERA INTERFACE PANEL (6 CAM	600.00	600.00	0.00	0.00	0.00	0.00
450	EA	1.00	BNC CONNECTOR	5.00	5.00	0.00	0.00	0.00	0.00
451	EA	1.00	POWER CONDITIONER FOR VTU	300.00	300.00	0.00	0.00	0.00	0.00
452	EA	2.00	UNDERGROUND SVC, PEDESTAL, I	1200.00	2400.00	0.00	0.00	0.00	0.00

LANDSCAPE SCHEDULE

501	SF*	3950.00	BRICK PAVERS ON ASPH BASE ON	10.50	41475.00	0.00	0.00	0.00	0.00
502	SF	9800.00	CONC PAVING (SANDBLAST)(ARAP	7.00	68600.00	0.00	0.00	0.00	0.00
503	SF	3490.00	CONC CROSSWALKS W/SANDBLAS	6.25	21812.50	0.00	0.00	0.00	0.00
504	SF*	4000.00	QUORUM DR/BRICK ON 4in CONC E	8.50	34000.00	0.00	0.00	0.00	0.00
505	SF*	8763.00	DBL ROW BRICK BAND ON CONCRI	9.00	78867.00	0.00	0.00	0.00	0.00
506	SF	44288.00	SPECIAL SW CONC DIAG PATTERN	4.75	210368.00	0.00	0.00	0.00	0.00
507	LF*	9780.00	1/4in FIBROUS EXPAND JOINT W/BA	3.10	30318.00	0.00	0.00	0.00	0.00
508	LF	385.00	1 FT WIDE CONCRETE MEDIAN/PAV	10.00	3850.00	0.00	0.00	0.00	0.00
509	EA	77.00	BEGA LIGHT FIXTURES & POLES IN	3000.00	231000.00	0.00	0.00	0.00	0.00
510	LF	3500.00	3/4in SCH 40 PVC ELECTR CONDT	2.80	9800.00	0.00	0.00	0.00	0.00

						Quan This mo.	Amnt	Quan to Date	Amnt
511	LF	4000.00	1in SCH 40 PVC ELECT CONDT	2.95	11800.00	0.00	0.00	0.00	0.00
512	LF	1200.00	2in SCH 40 PVC CONDT SLEEVES	3.00	3600.00	0.00	0.00	0.00	0.00
513	LF	4000.00	#6 AWG ELECT SERVICE	1.00	4000.00	0.00	0.00	0.00	0.00
514	LF	10000.00	#8 AWG ELECTR WIRE	0.50	5000.00	0.00	0.00	0.00	0.00
515	LF	2800.00	#10 AWG ELECTR WIRE	0.45	1260.00	0.00	0.00	0.00	0.00
516	EA	12.00	CAST IRON ELECT JCT BOX	600.00	7200.00	0.00	0.00	0.00	0.00
517	EA	113.00	60" TREE GRATE W/CONC EDGE & F	1900.00	214700.00	0.00	0.00	0.00	0.00
518	EA	16.00	BOLLARD W/LIGHT FIXTURE	2700.00	43200.00	0.00	0.00	0.00	0.00
519	LF	700.00	4in PERF SCH 40 PVC FRENCH DRA	17.00	11900.00	0.00	0.00	0.00	0.00
520	LF	4500.00	NON-PERF PVC PIPE CONNECTED	15.00	67500.00	0.00	0.00	0.00	0.00
521	EA	125.00	100 GAL 4in RED OAK	1000.00	125000.00	0.00	0.00	0.00	0.00
522	EA	132.00	12 FT FOSTER HOLLY	1000.00	132000.00	0.00	0.00	0.00	0.00
523	SF	504.00	ASIAN JASMINE 4in POTS, QUORUM	2.00	1008.00	0.00	0.00	0.00	0.00
524	SF	21862.00	BERMUDA SOD (TEX TURF 10)	0.50	10931.00	0.00	0.00	0.00	0.00
525	SF	2275.00	ASIAN JASMINE 4in POTS, MEDIANE	2.00	4550.00	0.00	0.00	0.00	0.00
526	EA	2.00	2in HERSEY WATER METERS W/TAJ	2000.00	4000.00	0.00	0.00	0.00	0.00
527	EA	2.00	2in FEBCO 805-Y DBL CHECK VALVI	1000.00	2000.00	0.00	0.00	0.00	0.00
528	EA	1.00	RAINMASTER DX-2 STAINLESS STE	15000.00	15000.00	0.00	0.00	0.00	0.00
529	LS	1.00	ELECTRICAL SERVICE CONNECTIC	1500.00	1500.00	0.00	0.00	0.00	0.00
530	EA	214.00	RAIN-BIRD 1402 PRESS COMP BUB	5.00	1070.00	0.00	0.00	0.00	0.00
531	EA	318.00	TORO 57DZ-40 TURF HEADS IN MEI	6.00	1908.00	0.00	0.00	0.00	0.00
532	EA	227.00	TORO 57D MPR NOZZLES W/HARDII	13.00	2951.00	0.00	0.00	0.00	0.00
533	LF	1160.00	4in SCH 40 PVC SLEEVES	5.10	5916.00	0.00	0.00	0.00	0.00
534	LF	5260.00	2 1/2in SCH 40 PVC SLEEVES (TREE	3.10	16306.00	0.00	0.00	0.00	0.00
535	EA	3.00	WEATHERMATIC 11000 SERIES 1 R	100.00	300.00	0.00	0.00	0.00	0.00
536	EA	7.00	WEATHERMATIC 11000 SERIES 1 1/	150.00	1050.00	0.00	0.00	0.00	0.00
537	EA	8.00	WEATHERMATIC 11000 SERIES 2in	200.00	1600.00	0.00	0.00	0.00	0.00
538	LF	18100.00	ELECTRICAL VALVE WIRING 14 GA	0.10	1810.00	0.00	0.00	0.00	0.00
539	LF	350.00	2.5in SCH 40 PVC MAIN LINE	3.30	1155.00	0.00	0.00	0.00	0.00
540	EA	18.00	SPEARS 2in BALL VALVES	50.00	900.00	0.00	0.00	0.00	0.00
541	EA	4.00	BUCKNER 30A QCV W/VALVE BOX	200.00	800.00	0.00	0.00	0.00	0.00
542	LF	80.00	2.5in CLASS 200 PVC PIPE	3.50	280.00	0.00	0.00	0.00	0.00
543	LF	1120.00	2in CLASS 200 PVC PIPE	2.20	2464.00	0.00	0.00	0.00	0.00
544	LF	1360.00	1 1/2in PVC PIPE	2.00	2720.00	0.00	0.00	0.00	0.00
545	LF	3220.00	1 1/4in PVC PIPE	1.80	5796.00	0.00	0.00	0.00	0.00
546	LF	4000.00	1in PVC PIPE	1.70	6800.00	0.00	0.00	0.00	0.00
547	LF	3400.00	3/4in PVC PIPE	1.60	5440.00	0.00	0.00	0.00	0.00
548	EA	109.00	60" TREE GRATE, R-8838-A (DEDUC'	(300.00)	(32,700.00)	0.00	0.00	0.00	0.00
550	LF	1750.00	3/4" PVC CONDUIT TO TREE WELLE	2.95	5162.50	0.00	0.00	0.00	0.00
	LS	0.00	MATERIAL ON HAND, UTILITIES	1.00	0.00	-11934.73	-11934.73	0.00	0.00
	LS	0.00	MATERIAL ON HAND, LANDSCAPE	1.00	0.00	0.00	0.00	0.00	0.00

I certify that this monthly estimate is a true representation of the work performed on this contract.


 Ed Ball Construction Company


6/5/98
 Date

Reviewed By:


 Town of Addison Public Works Inspector

6/5/98
 Date

Approved By:


 Town of Addison Assistant City Engineer

6/5/98
 Date

3,940,277.00	MONTH	70,159.77	TO DATE	134,447.30
	DEDUCTIONS	0.00	DEDUCTIONS	0.00
	SUB TOTAL	70,159.77	SUB TOTAL	134,447.30
	RETAINAGE		RETAINAGE	
	5%	3,507.99	5%	6,722.37
	SUB TOTAL	66,651.78	PREV PAY	61,073.15
			AMT DUE	66,651.78

ED BELL CONSTRUCTION COMPANY

POST OFFICE BOX 540787
DALLAS, TEXAS 75354-0787

10605 HARRY HINES
DALLAS, TEXAS 75220

May 6, 1998


Mr. James C. Pierce, Jr., P.E.
Assistant City Engineer
Town of Addison
P.O. Box 144
Addison, Texas 75001

Re: Arapaho Road Reconstruction
Addison Road to Dallas North Tollway
Town of Addison

Dear Mr. Pierce:

Enclosed for you review is our billing on the referenced project through April 30, 1998. This billing includes a request for payment for \$11,934.73 worth of material on hand for various water line and sanitary sewer items that have not been incorporated into the work. These items are currently stored at the job site or in EL Dalton's yard. Attached for your records are the invoices that support this request for payment.

If you have any questions, please contact our office.

Sincerely,
Ed Bell Construction Company

Robert D. Weber
Project Engineer

ED BELL CONSTRUCTION COMPANY ***** MONTHLY ESTIMATE
 JOB NO. 931
 PROJECT_ ARAPAHO ROAD RECONSTRUCTION
 LOCATION_ ADDISON ROAD TO DALLAS NORTH TOLLWAY
 BID DATE_ JANUARY 15, 1998
 ENGINEER_ JAMES C. PIERCE, JR., P.E.
 OWNER_ CITY OF ADDISON

ESTIMATE NC 1
 FROM APRIL 13, 1998
 TO APRIL 30, 1998

ITEM	UNIT	BID QUANTITY	DESCRIPTION	BID PRICE	TOTAL COST THIS MONTH	QUANTITY	AMOUNT	QUANTITY TO DATE	AMOUNT
101	MO	14.00	BARRICADES SIGNS & TRAFF CTRL	5000.00	70000.00	1.00	5000.00	1.00	5000.00
102	STA	37.00	PREP ROW	750.00	27750.00	0.00	0.00	0.00	0.00
103	SY	12764.00	REM & DISP OF EX CONC PAVE	7.50	95730.00	0.00	0.00	0.00	0.00
104	SF	9683.00	REM & DISP OF EX CONC SW	1.00	9683.00	0.00	0.00	0.00	0.00
105	CY*	13127.00	UNCLASS EXCAVATION (SCRAPER)	5.00	65635.00	0.00	0.00	0.00	0.00
106	SY*	29432.00	10in REINF CONC PAVE 650#FLEX	29.65	872658.80	0.00	0.00	0.00	0.00
107	SY*	1709.00	6in REINF CONC PAVE 650# FLEX	24.00	41016.00	0.00	0.00	0.00	0.00
108	SY	32509.00	6in LIME STAB INCL PROOFROLLIN	1.50	48763.50	0.00	0.00	0.00	0.00
109	TN	488.00	HYDRATED LIME (30 #/SY)	100.00	48800.00	0.00	0.00	0.00	0.00
110	LF	13296.00	6in INTEGRAL CONC CURB 650# FLI	1.50	19944.00	0.00	0.00	0.00	0.00
111	EA	15.00	MONO MEDIAN NOSE 650# FLEX	600.00	9000.00	0.00	0.00	0.00	0.00
112	SY	85.00	REINF CONC ISLAND 650# FLEX	35.00	2975.00	0.00	0.00	0.00	0.00
113	SF	2812.00	4in REINF CONC SW 3000#	2.45	6889.40	0.00	0.00	0.00	0.00
114	SY	1700.00	6in HMAC TY A DETOURS	15.00	25500.00	0.00	0.00	0.00	0.00
115	LF	207.00	REINF CONC ST HEADER 650# FLE	8.00	1656.00	0.00	0.00	0.00	0.00
116	EA	980.00	4in DIA REFLECT PAVE MARKER TY	5.00	4900.00	0.00	0.00	0.00	0.00
117	EA	32.00	4in DIA REFLECT PAVE MARKER TY	6.00	192.00	0.00	0.00	0.00	0.00
118	EA	311.00	6in X 6in REFLECT JIGGLE BARS WI	13.00	4043.00	0.00	0.00	0.00	0.00
119	EA	246.00	8in 2 WAY DUAL REFLECT PAVE M	30.00	7380.00	0.00	0.00	0.00	0.00
120	EA	17.00	4in SQ REFLECT FIRE HYDRANT M	10.00	170.00	0.00	0.00	0.00	0.00
121	LF	575.00	24in WIDE WHITE THERMOPLASTIC	7.00	4025.00	0.00	0.00	0.00	0.00
122	EA	26.00	THERMOPLASTIC ADVISORY MARK	250.00	6500.00	0.00	0.00	0.00	0.00
123	LF	12800.00	4in WIDE TEMP LANE STRIPE	0.75	9600.00	0.00	0.00	0.00	0.00
124	LF	3700.00	2in DIA PVC SCH 40 ST LIGHT CON	3.50	12950.00	0.00	0.00	0.00	0.00
125	EA	20.00	ST LIGHT FOUNDATION	420.00	8400.00	0.00	0.00	0.00	0.00
126	EA	18.00	ST LIGHT PULL BOX	250.00	4500.00	0.00	0.00	0.00	0.00
127	CY	6200.00	EXCAVA, REM & DISP OF MISC FILL	5.00	31000.00	0.00	0.00	0.00	0.00
128	LF	65.00	6in X 12in 3000# REINF CONC BAND	15.00	975.00	0.00	0.00	0.00	0.00
129	CY	8.00	3600# REINF CONC COMBO RET W,	850.00	6800.00	0.00	0.00	0.00	0.00
130	SF	3300.00	3600# REINF CONC RET WALL	37.50	123750.00	0.00	0.00	0.00	0.00

STORM SEWER SCHEDULE

201	LF	46.00	15in DIA PVC SDR 35 PIPE	120.00	5520.00	0.00	0.00	0.00	0.00
202	LF	34.00	CL III RCP 15in	41.00	1394.00	0.00	0.00	0.00	0.00
203	LF	727.00	CL III RCP 18in	48.00	34896.00	0.00	0.00	0.00	0.00
204	LF	156.00	CL III RCP 21in	51.00	7956.00	0.00	0.00	0.00	0.00
205	LF	775.00	CL III RCP 24in	56.00	43400.00	0.00	0.00	0.00	0.00
206	LF	529.00	CL III RCP 36in	91.00	48139.00	0.00	0.00	0.00	0.00
207	LF	465.00	CL III RCP 39in	105.00	48825.00	0.00	0.00	0.00	0.00
208	LF	162.00	CL III RCP 42in	110.00	17820.00	0.00	0.00	0.00	0.00
209	EA	1.00	TY A MANHOLE	4000.00	4000.00	0.00	0.00	0.00	0.00
210	EA	3.00	TY B MANHOLE	4500.00	13500.00	0.00	0.00	0.00	0.00
211	EA	1.00	DBL TY B HEADWALL 42in	2500.00	2500.00	0.00	0.00	0.00	0.00
212	SY	290.00	2in STONE RIP RAP TY A DRY	20.00	5800.00	0.00	0.00	0.00	0.00
213	SY	156.00	SOLID SOD BERMUDA GRASS, WTF	6.00	936.00	0.00	0.00	0.00	0.00
214	SY	1435.00	HYDROMULCH BERMUDA GRASS, 1	3.50	5022.50	0.00	0.00	0.00	0.00
215	EA	1.00	6' STD CURB INLET	1800.00	1800.00	0.00	0.00	0.00	0.00
216	EA	1.00	14' STD CURB INLET	3000.00	3000.00	0.00	0.00	0.00	0.00
217	EA	2.00	6' RECESS INLET	2000.00	4000.00	0.00	0.00	0.00	0.00
218	EA	1.00	8' RECESS INLET	2100.00	2100.00	0.00	0.00	0.00	0.00
219	EA	17.00	10' RECESS INLET	2400.00	40800.00	0.00	0.00	0.00	0.00
220	EA	2.00	12' RECESS INLET	2700.00	5400.00	0.00	0.00	0.00	0.00
221	EA	4.00	14' RECESS INLET	3300.00	13200.00	0.00	0.00	0.00	0.00
222	EA	1.00	4' X 4' TY Y INLET	1600.00	1600.00	0.00	0.00	0.00	0.00
223	LF	632.00	REM & DISP OF EX REINF CONC PII	9.00	5688.00	0.00	0.00	0.00	0.00
224	EA	12.00	REM & DISP OF EX INLET	500.00	6000.00	0.00	0.00	0.00	0.00
225	CY	1545.00	UNCLASS CHANNEL EXCAVA	7.00	10815.00	0.00	0.00	0.00	0.00
226	LS	1.00	TRENCH SAFETY DESIGN (ALL UTIL	1000.00	1000.00	0.00	0.00	0.00	0.00
227	LF	2894.00	TRENCH SAFETY PROTECTION (DF	1.10	3183.40	0.00	0.00	0.00	0.00
228	EA	29.00	INLET PROTECT	50.00	1450.00	0.00	0.00	0.00	0.00
229	LF	125.00	STRAW BALE DIKE	3.00	375.00	0.00	0.00	0.00	0.00
230	LF	20.00	ROCK BERM	25.00	500.00	0.00	0.00	0.00	0.00
231	LF	1050.00	SILT FENCE	1.50	1575.00	0.00	0.00	0.00	0.00
232	EA	4.00	STAB CONST ENTR	1000.00	4000.00	0.00	0.00	0.00	0.00

UTILITY SCHEDULE

301	LF	20.00	4in PVC DR18 CL 150 WTR PIPE	20.00	400.00	0.00	0.00	0.00	0.00
302	LF	218.00	6in PVC DR18 CL 150 WTR PIPE	25.00	5450.00	0.00	0.00	0.00	0.00
303	LF	1220.00	8in PVC DR18 CL 150 WTR PIPE	35.00	42700.00	850.00	29750.00	850.00	29750.00
304	EA	1.00	GATE VALVE 4in	400.00	400.00	1.00	400.00	1.00	400.00
305	EA	7.00	GATE VALVE 6in	500.00	3500.00	3.00	1500.00	3.00	1500.00
306	EA	8.00	GATE VALVE 8in	700.00	5600.00	4.00	2800.00	4.00	2800.00
307	EA	14.00	FIRE HYDRANT	2000.00	28000.00	0.00	0.00	0.00	0.00
308	LF	40.00	CONC ENCASE	25.00	1000.00	30.00	750.00	30.00	750.00

309	EA	1.00	TAPP SLEEVE & VALVE 8in X 6in	2000.00	2000.00	0.00	0.00	0.00	0.00
310	EA	2.00	TAPP SLEEVE & VALVE 24in X 8in	4000.00	8000.00	0.00	0.00	0.00	0.00
311	EA	1.00	TAPP SLEEVE & VALVE 12in X 6in	3000.00	3000.00	0.00	0.00	0.00	0.00
312	EA	1.00	6in WTR METER/VAULT & BACKFLO	20000.00	20000.00	0.00	0.00	0.00	0.00
313	EA	2.00	1in OR 1 1/2in WTR METER BOX & B	2000.00	4000.00	0.00	0.00	0.00	0.00
314	EA	5.00	ADJ EX WTR VALVE COVER & STAC	125.00	625.00	0.00	0.00	0.00	0.00
315	EA	2.00	ADJ EX WTR METER BOX	125.00	250.00	0.00	0.00	0.00	0.00
316	EA	3.00	RECONNECT EX SERV	1000.00	3000.00	0.00	0.00	0.00	0.00
317	EA	5.00	CONNECT TO EX WTR SERV	1200.00	6000.00	0.00	0.00	0.00	0.00
318	LF	1458.00	TRENCH SAFETY (WATER)	1.20	1749.60	850.00	1020.00	850.00	1020.00
319	LS	1.00	PERFORM WTR TEST	1500.00	1500.00	0.00	0.00	0.00	0.00
320	LF	497.00	SDR35 WWTR PIPE PVC 8in	50.00	24850.00	194.00	9700.00	194.00	9700.00
321	EA	1.00	4' DIA MH	2000.00	2000.00	0.00	0.00	0.00	0.00
322	EA	2.00	CONNECT TO EX MH	1200.00	2400.00	1.00	1200.00	1.00	1200.00
323	EA	4.00	ADJ MH TOP	500.00	2000.00	0.00	0.00	0.00	0.00
324	LF	20.00	CONC ENCASE	35.00	700.00	0.00	0.00	0.00	0.00
325	LF	497.00	TRENCH SAFETY (SANITARY SEWE	1.20	596.40	194.00	232.80	194.00	232.80
326	LF	497.00	TV INSPECT OF WWTR MAIN	1.20	596.40	0.00	0.00	0.00	0.00
327	LS	1.00	PERFORM WWTR LINE & MH TEST	500.00	500.00	0.00	0.00	0.00	0.00
328	EA	2.00	2in IRRIGATION TAP, VALVE, VALVE	2500.00	5000.00	0.00	0.00	0.00	0.00

ELECTRICAL SCHEDULE

401	LF	3141.00	SCH 40 PVC ELECT CONDUIT 2in	3.10	9737.10	0.00	0.00	0.00	0.00
402	LF	739.00	SCH 40 PVC ELECT CONDUIT 3in	5.00	3695.00	0.00	0.00	0.00	0.00
403	LF	163.00	SCH 40 PVC ELECT CONDUIT 4in	5.20	847.60	0.00	0.00	0.00	0.00
404	LF	70.00	SCH 40 PVC ELECT CONDUIT 4in B	16.00	1120.00	0.00	0.00	0.00	0.00
405	LF	1070.00	2 CONDUCT #6 XHHW ELECT WIRE	1.10	1177.00	0.00	0.00	0.00	0.00
406	LF	1891.00	#6 BARE ELECT WIRE	0.60	1134.60	0.00	0.00	0.00	0.00
407	EA	28.00	TY A PULL BOX	350.00	9800.00	0.00	0.00	0.00	0.00
408	EA	3.00	TY C PULL BOX	400.00	1200.00	0.00	0.00	0.00	0.00
409	LS	3.00	ELECT SERV CONNECT	850.00	2550.00	0.00	0.00	0.00	0.00
410	EA	10.00	TRAFF SIGN R10-12 MAST ARM MO	85.00	850.00	0.00	0.00	0.00	0.00
411	EA	2.00	TRAFF SIGN R3-8 MAST ARM MOUN	110.00	220.00	0.00	0.00	0.00	0.00
412	EA	7.00	TRAFF SIGN R3-4	110.00	770.00	0.00	0.00	0.00	0.00
413	EA	8.00	SIG POLE CONC FOUNDATION TY 3	1000.00	8000.00	0.00	0.00	0.00	0.00
414	EA	4.00	SIG POLE CONC FOUNDATION TY 3	1200.00	4800.00	0.00	0.00	0.00	0.00
415	EA	3.00	CONTROLLER CABINET FOUNDATI	800.00	2400.00	0.00	0.00	0.00	0.00
416	EA	4.00	30in T BASE POLE W/32' MAST ARM	3800.00	15200.00	0.00	0.00	0.00	0.00
417	EA	4.00	30in T BASE POLE W/36' MAST ARM	4400.00	17600.00	0.00	0.00	0.00	0.00
418	EA	2.00	30in T BASE POLE W/40' MAST ARM	5000.00	10000.00	0.00	0.00	0.00	0.00
419	EA	1.00	30in T BASE POLE W/44' MAST ARM	5200.00	5200.00	0.00	0.00	0.00	0.00
420	EA	18.00	12in 3 SEC SIG HEAD TY V3	300.00	5400.00	0.00	0.00	0.00	0.00
421	EA	12.00	12in 4 SEC SIG HEAD TY VLT	800.00	9600.00	0.00	0.00	0.00	0.00
422	EA	10.00	12in 4 SEC SIGN HEAD TY V4RT	800.00	8000.00	0.00	0.00	0.00	0.00
423	EA	18.00	VACUUM FORM BACKPLATE 3 SEC	50.00	900.00	0.00	0.00	0.00	0.00
424	EA	22.00	VACUUM FORM BACKPLATE 4 SEC	55.00	1210.00	0.00	0.00	0.00	0.00
425	EA	18.00	3 SEC ASTRO BRAC W/29in BANDS	85.00	1530.00	0.00	0.00	0.00	0.00
426	EA	22.00	4 SEC ASTON BRAC W/29in BANDS	90.00	1980.00	0.00	0.00	0.00	0.00
427	EA	22.00	PED SIG HEAD W/MOUNTING HDWI	300.00	6600.00	0.00	0.00	0.00	0.00
428	LF	1672.00	BELDEN 6281 COAX CABLE	2.20	3678.40	0.00	0.00	0.00	0.00
429	LF	1843.00	4 CNDR OPTICOM CABLE	1.10	2027.30	0.00	0.00	0.00	0.00
430	LF	1038.00	5 CONDUCT SIG CABLE #12 AWG	1.10	1141.80	0.00	0.00	0.00	0.00
431	LF	862.00	7 CONDUCT SIG CABLE #12 AWG	1.25	1077.50	0.00	0.00	0.00	0.00
432	LF	1792.00	3 CONDUCT SIG CABLE #14 AWG	0.70	1254.40	0.00	0.00	0.00	0.00
433	LF	699.00	5 CONDUCT SIG CABLE #12 AWG	1.10	788.90	0.00	0.00	0.00	0.00
434	LF	1462.00	16 CONDUCT SIG CABLE #12 AWG	2.20	3216.40	0.00	0.00	0.00	0.00
435	EA	22.00	PED PUSH BUTTON & T10 4B SIGN	110.00	2420.00	0.00	0.00	0.00	0.00
436	EA	11.00	OPTICOM DIRECT SENSORS	600.00	6600.00	0.00	0.00	0.00	0.00
437	EA	6.00	OPTICOM DISCRIMINATOR MODULI	2000.00	12000.00	0.00	0.00	0.00	0.00
438	EA	3.00	INSTALL PORT PER INTERFACE UP	3500.00	10500.00	0.00	0.00	0.00	0.00
439	EA	3.00	FURNISH PORT PER INTERFACE UI	15000.00	45000.00	0.00	0.00	0.00	0.00
440	EA	3.00	8 PH NEMA TS-2 TY 1 CTRL ASSY	35000.00	105000.00	0.00	0.00	0.00	0.00
441	EA	11.00	VIDEO CAMERA W/MOUNT HDWR	2800.00	30800.00	0.00	0.00	0.00	0.00
442	EA	3.00	TV MONITOR FURN	1000.00	3000.00	0.00	0.00	0.00	0.00
443	EA	3.00	TV MONITOR INSTL	500.00	1500.00	0.00	0.00	0.00	0.00
444	EA	2.00	CONNECT TO EX RR CTRL	1000.00	2000.00	0.00	0.00	0.00	0.00
445	LS	1.00	ADJ OF CITY TRAFF SIGS AT INTER	15000.00	15000.00	0.00	0.00	0.00	0.00
446	EA	1.00	CONTROLLER CABINET ASSY (BRC	17000.00	17000.00	0.00	0.00	0.00	0.00
447	EA	1.00	VIDEO TRACKING UNIT	20000.00	20000.00	0.00	0.00	0.00	0.00
448	EA	1.00	62 PIN I/O CABLE	300.00	300.00	0.00	0.00	0.00	0.00
449	EA	1.00	CAMERA INTERFACE PANEL (6 CA	600.00	600.00	0.00	0.00	0.00	0.00
450	EA	1.00	BNC CONNECTOR	5.00	5.00	0.00	0.00	0.00	0.00
451	EA	1.00	POWER CONDITIONER FOR VTU	300.00	300.00	0.00	0.00	0.00	0.00
452	EA	2.00	UNDERGROUND SVC, PEDESTAL, /	1200.00	2400.00	0.00	0.00	0.00	0.00

LANDSCAPE SCHEDULE

501	SF*	3950.00	BRICK PAVERS ON ASPH BASE ON	10.50	41475.00	0.00	0.00	0.00	0.00
502	SF	9900.00	CONC PAVING (SANDBLAST)(ARAP	7.00	68600.00	0.00	0.00	0.00	0.00
503	SF	3490.00	CONC CROSSWALKS W/SANDBLAS	6.25	21812.50	0.00	0.00	0.00	0.00
504	SF*	4000.00	QUORUM DR/BRICK ON 4in CONC E	8.50	34000.00	0.00	0.00	0.00	0.00
505	SF*	8763.00	DBL ROW BRICK BAND ON CONCRI	9.00	78867.00	0.00	0.00	0.00	0.00
506	SF	44288.00	SPECIAL SW CONC DIAG PATTERN	4.75	210368.00	0.00	0.00	0.00	0.00
507	LF*	9780.00	1/4in FIBROUS EXPAND JOINT W/B	3.10	30318.00	0.00	0.00	0.00	0.00
508	LF	385.00	1 FT WIDE CONCRETE MEDIAN/PA	10.00	3850.00	0.00	0.00	0.00	0.00
509	EA	77.00	BEGA LIGHT FIXTURES & POLES IN	3000.00	231000.00	0.00	0.00	0.00	0.00
510	LF	3500.00	3/4in SCH 40 PVC ELECTR CONDT	2.80	9800.00	0.00	0.00	0.00	0.00

						Quan plus amt	amt	Quan to date	Amount
511	LF	4000.00	1in SCH 40 PVC ELECT CONDT	2.95	11800.00	0.00	0.00	0.00	0.00
512	LF	1200.00	2in SCH 40 PVC CONDT SLEEVES	3.00	3600.00	0.00	0.00	0.00	0.00
513	LF	4000.00	#6 AWG ELECT SERVICE	1.00	4000.00	0.00	0.00	0.00	0.00
514	LF	10000.00	#8 AWG ELECTR WIRE	0.50	5000.00	0.00	0.00	0.00	0.00
515	LF	2800.00	#10 AWG ELECTR WIRE	0.45	1260.00	0.00	0.00	0.00	0.00
516	EA	12.00	CAST IRON ELECT JCT BOX	600.00	7200.00	0.00	0.00	0.00	0.00
517	EA	113.00	60" TREE GRATE W/CONC EDGE & I	1900.00	214700.00	0.00	0.00	0.00	0.00
518	EA	16.00	BOLLARD W/LIGHT FIXTURE	2700.00	43200.00	0.00	0.00	0.00	0.00
519	LF	700.00	4in PERF SCH 40 PVC FRENCH DR/	17.00	11900.00	0.00	0.00	0.00	0.00
520	LF	4500.00	NON-PERF PVC PIPE CONNECTED	15.00	67500.00	0.00	0.00	0.00	0.00
521	EA	125.00	100 GAL 4in RED OAK	1000.00	125000.00	0.00	0.00	0.00	0.00
522	EA	132.00	12 FT FOSTER HOLLY	1000.00	132000.00	0.00	0.00	0.00	0.00
523	SF	504.00	ASIAN JASMINE 4in POTS, QUORUM	2.00	1008.00	0.00	0.00	0.00	0.00
524	SF	21862.00	BERMUDA SOD (TEX TURF 10)	0.50	10931.00	0.00	0.00	0.00	0.00
525	SF	2275.00	ASIAN JASMINE 4in POTS, MEDIANS	2.00	4550.00	0.00	0.00	0.00	0.00
526	EA	2.00	2in HERSEY WATER METERS W/TAI	2000.00	4000.00	0.00	0.00	0.00	0.00
527	EA	2.00	2in FEBCO 805-Y DBL CHECK VALV	1000.00	2000.00	0.00	0.00	0.00	0.00
528	EA	1.00	RAINMASTER DX-2 STAINLESS STE	15000.00	15000.00	0.00	0.00	0.00	0.00
529	LS	1.00	ELECTRICAL SERVICE CONNECTIC	1500.00	1500.00	0.00	0.00	0.00	0.00
530	EA	214.00	RAIN-BIRD 1402 PRESS COMP BUB	5.00	1070.00	0.00	0.00	0.00	0.00
531	EA	318.00	TORO 57DZ-40 TURF HEADS IN MEI	6.00	1908.00	0.00	0.00	0.00	0.00
532	EA	227.00	TORO 570 MPR NOZZLES WHARDI	13.00	2951.00	0.00	0.00	0.00	0.00
533	LF	1160.00	4in SCH 40 PVC SLEEVES	5.10	5916.00	0.00	0.00	0.00	0.00
534	LF	5260.00	2 1/2in SCH 40 PVC SLEEVES (TREE	3.10	16306.00	0.00	0.00	0.00	0.00
535	EA	3.00	WEATHERMATIC 11000 SERIES 1 R	100.00	300.00	0.00	0.00	0.00	0.00
536	EA	7.00	WEATHERMATIC 11000 SERIES 1 1/	150.00	1050.00	0.00	0.00	0.00	0.00
537	EA	8.00	WEATHERMATIC 11000 SERIES 2in	200.00	1600.00	0.00	0.00	0.00	0.00
538	LF	18100.00	ELECTRICAL VALVE WIRING 14 GA	0.10	1810.00	0.00	0.00	0.00	0.00
539	LF	350.00	2.5in SCH 40 PVC MAIN LINE	3.30	1155.00	0.00	0.00	0.00	0.00
540	EA	18.00	SPEARS 2in BALL VALVES	50.00	900.00	0.00	0.00	0.00	0.00
541	EA	4.00	BUCKNER 30A QCV W/VALVE BOX	200.00	800.00	0.00	0.00	0.00	0.00
542	LF	80.00	2.5in CLASS 200 PVC PIPE	3.50	280.00	0.00	0.00	0.00	0.00
543	LF	1120.00	2in CLASS 200 PVC PIPE	2.20	2464.00	0.00	0.00	0.00	0.00
544	LF	1360.00	1 1/2in PVC PIPE	2.00	2720.00	0.00	0.00	0.00	0.00
545	LF	3220.00	1 1/4in PVC PIPE	1.80	5796.00	0.00	0.00	0.00	0.00
546	LF	4000.00	1in PVC PIPE	1.70	6800.00	0.00	0.00	0.00	0.00
547	LF	3400.00	3/4in PVC PIPE	1.60	5440.00	0.00	0.00	0.00	0.00
548	EA	109.00	60" TREE GRATE, R-8838-A (DEDUC	(300.00)	(32,700.00)	0.00	0.00	0.00	0.00
550	LF	1750.00	3/4" PVC CONDUIT TO TREE WELLS	2.95	5162.50	0.00	0.00	0.00	0.00
LS		0.00	MATERIAL ON HAND, UTILITIES	1.00	0.00	11934.73	11934.73	11934.73	11934.73

I certify that this monthly estimate is a true representation of the work performed on this contract.

Ed Bell Construction Company

Date

Town of Addison Public Works Inspector

Date

Town of Addison Assistant City Engineer

Date

3,940,277.00	MONTH DEDUCTIONS	64,287.53	TO DATE DEDUCTIONS	64,287.53
		0.00		0.00
	SUB TOTAL RETAINAGE 5%	64,287.53	SUB TOTAL RETAINAGE 5%	64,287.53
		3,214.38	PREV PAY	3,214.38
	SUB TOTAL	61,073.15	AMT DUE	61,073.15

Distribution Group U.S.FILTER

Branch 102	Account 053609	Salesperson MONTY SCOTT	Invoice Date 4/24/98	Invoice Number 4515108
---------------	-------------------	----------------------------	-------------------------	---------------------------

...taking care of the world's water.

USF - Dallas TX
PO Box 569250
Dallas, TX 75356 9250

214/631-9410

DUPLICATE
INVOICE

Fax Copy

Remit to:
US FILTER DISTRIBUTION GROUP
PO BOX 840700
DALLAS, TX 75284 0700

E.L. DALTON & CO., INC.
PO BOX 542257
DALLAS TX 75354-2257

Shipped to:
E.L. DALTON & CO., INC.
ARAPAHO ROAD
WATER & SEWER IMPVT.
ADDISON, TX 75240

Total Amount Due
837.20

Return Top Portion With Payment For Faster Credit

Thank You For The Opportunity To Serve You.
We appreciate your prompt payment.

Date Ordered 4/22/98	Date Shipped 4/23/98	Customer PO No. 98060-4	Job Name ARAPAHO ROAD	Job No. 98060	Bill of Lading	Shipped Via OUR TRUCK	Order Number 4515108
-------------------------	-------------------------	----------------------------	--------------------------	------------------	----------------	--------------------------	-------------------------

Product Code	Description	Quantity Ordered	Quantity Shipped	Back-Ordered	Price	Per	Amount
04083513	8 PVC SWR PIPE SDR35 (G) 13'	520	520		1.61000	FT	837.20
	<i>In place @ 4/30/98</i>						
	<i>194 LFC 1.61 = 312.34</i>						
	<i>Bel on hand @ 4/30/94</i>						
	<i>524.86</i>						

						Terms NET 30	Subtotal 837.20
Freight	Delivery	Handling	Restock	Misc	Tax	Invoice Total 837.20	

***** THANK YOU FOR YOUR ORDER *****
*** YOUR BUSINESS IS APPRECIATED ***
PLEASE CALL IF WE CAN BE OF FURTHER ASSISTANCE.
MONTY SCOTT 214/631-9410

Please pay this amount

USF - Dallas TX
PO Box 569250
Dallas, TX 75356 9250

Distribution Group
U.S.FILTER
taking care of the world's water

DUPLICATE
INVOICE

Page: 1
Invoice: 4515108

Distribution Group U.S.FILTER

...taking care of the world's water.

USF - Dallas TX
PO Box 569250
Dallas, TX 75356 9250

214/631-9410

E.L. DALTON & CO., INC.
PO BOX 842257
DALLAS TX 75354-2257

Branch 102	Account 053609	Salesperson MONTY SCOTT	Invoice Date 4/24/98	Invoice Number 4515128
---------------	-------------------	----------------------------	-------------------------	---------------------------

DUPLICATE INVOICE

Fax Copy

Remit to:
US FILTER DISTRIBUTION GROUP
PO BOX 840700
DALLAS, TX 75284 0700

Shipped to:
E.L. DALTON & CO., INC.
ARAPAHO ROAD
WATER & SEWER IMPVT.
ADDISON, TX 75240

Total Amount Due

5,156.50

Return Top Portion With Payment For Faster Credit

**THANK YOU For The Opportunity To Serve You
We appreciate your prompt payment.**

Date Ordered 4/22/98	Date Shipped 4/23/98	Customer PO No. 98060-1	Job Name ARAPAHO ROAD	Job No. 98060	Bill of Lading	Shipped Via OUR TRUCK	Order Number 4515128
-------------------------	-------------------------	----------------------------	--------------------------	------------------	----------------	--------------------------	-------------------------

Product Code	Description	Quantity Ordered	Quantity Shipped	Back-Ordered	Price	Per	Amount
020618W	6 C900 DR18 CL150 PIPE(G)	220	220		2.07000	FT	455.40
020818W	8 C900 DR18 CL150 PIPE(G)	1300	1300		3.37000	FT	4,441.00
020418W	4 C900 DR18 CL150 PIPE(G)	20	20		1.08000	FT	21.60
29APL5G	LUBE- PVC PIPE - 5 GALLON	1	1		28.50000	EA	28.50
In place @ 4/30/98 850'-8' @ 3.57 - 3034.50 Bal. on hand @ 4/30/98 - 2122.00							

						Terms NET 30	Subtotal 5,156.50
Freight	Delivery	Handling	Restock	Misc	Tax	Invoice Total 5,156.50	

***** THANK YOU FOR YOUR ORDER *****
 *** YOUR BUSINESS IS APPRECIATED ***
 PLEASE CALL IF WE CAN BE OF FURTHER ASSISTANCE.
 MONTY SCOTT 214/631-9410

Please pay this amount

USF - Dallas TX
PO Box 569250
Dallas, TX 75356 9250

Distribution Group
U.S.FILTER
taking care of the world's water

DUPLICATE
INVOICE

Page: 1
Invoice: 4515128

Distribution Group U.S.FILTER

Branch 102	Account 053609	Salesperson MONTY SCOTT	Invoice Date 4/24/98	Invoice Number 4515203
---------------	-------------------	----------------------------	-------------------------	---------------------------

...taking care of the world's water.

USF - Dallas TX
PO Box 569250
Dallas, TX 75356 9250

DUPLICATE

INVOICE

Fax Copy

Remit to:
US FILTER DISTRIBUTION GROUP
PO BOX 840700
DALLAS, TX 75284 0700

214/681-9410

E.L. DALTON & CO., INC.
PO BOX 842257
DALLAS TX 75354-2257

Shipped to:
E.L. DALTON & CO., INC.
ARAPAH ROAD
WATER & SEWER IMPVT.
ADDISON, TX 75240

Total Amount Due
270.32

Return Top Portion With Payment For Faster Credit

Thank You For The Opportunity To Serve You.
We appreciate your prompt payment.

Date Ordered 4/22/98	Date Shipped 4/23/98	Customer PO No. 98060-4	Job Name ARAPAH ROAD	Job No. 98060	Bill of Lading	Shipped Via OUR TRUCK	Order Number 4515203
-------------------------	-------------------------	----------------------------	-------------------------	------------------	----------------	--------------------------	-------------------------

Product Code	Description	Quantity Ordered	Quantity Shipped	Price	Per	Amount
2808ACMA	8 C.M.A. MANHOLE ADAPTER	2	2	12.6000	EA	25.20
2810ACMA	10 C.M.A. MANHOLE ADAPTER	2	2	22.9100	EA	45.82
75C100S	24" 400LB MH COVER ONLY SAN SEWER	1	1	70.5600	EA	70.56
75R24400	24" 400LB M/H RING ONLY	1	1	70.5600	EA	70.56
270BCC	8 PVC SWR CAP / GSKT D3034	4	4	8.1300	EA	32.52
2808CCI	8 FLEK SWR CPLG- CI/FVCKCI/PVC	2	2	12.9300	EA	25.86
<p><i>In place 4/30/98</i> <i>1-8" 12.60</i> <i>1-8" 8.13</i> <i>Balon handle 4/30/98</i> 249.59</p>						

						Terms NET 30	Subtotal 270.32
Freight	Delivery	Handling	Restock	Misc	Tax	Invoice Total 270.32	

***** THANK YOU FOR YOUR ORDER *****
*** YOUR BUSINESS IS APPRECIATED ***
PLEASE CALL IF WE CAN BE OF FURTHER ASSISTANCE.
MONTY SCOTT 214/681-9410

Please pay this amount

USF - Dallas TX
PO Box 569250
Dallas, TX 75356 9250

Distribution Group
U.S.FILTER
taking care of the world's water

DUPLICATE
INVOICE

Page: 1
Invoice: 4515203

Distribution Group U.S. FILTER

Branch 102	Account 053609	Salesperson MONTY SCOTT	Invoice Date 4/24/98	Invoice Number 4515320
---------------	-------------------	----------------------------	-------------------------	---------------------------

...taking care of the world's water.

USF - Dallas TX
PO Box 569250
Dallas, TX 75356 9250

214/631-9410

DUPLICATE
INVOICE

Fax Copy

Home to:
US FILTER DISTRIBUTION GROUP
PO BOX 840788
DALLAS, TX 75284 0700

K.L. DALTON & CO., INC.
PO BOX 542257
DALLAS TX 75354-2257

Shipped to:
ARAPAHO ROAD
WATER & SEWER IMPVT.
ADDISON, TX 75240

Total Amount Due
2,170.31

Return Top Portion With Payment For Faster Credit

Thank You For The Opportunity To Serve You.
We appreciate your prompt payment.

Date Ordered 4/22/98	Date Shipped 4/23/98	Customer PO No. 98060-2	Job Name ARAPAHO ROAD	Job No. 98060	Bill of Lading	Shipped Via OUR TRUCK	Order Number 4515320
-------------------------	-------------------------	----------------------------	--------------------------	------------------	----------------	--------------------------	-------------------------

Product Code	Description	Quantity (Ordered)	Quantity Shipped	Each- Ordered	Price	Per	Amount
21064M	6 MJ 45 BEND CP DI C153	3	3		47.78000	EA	143.34
2108X080M	8X8 MJ CROSS CP DI C153	2	2		144.24000	EA	288.68
2108T080F	8X6 MJXFLG TEE CP DI C153	2	2		121.39000	EA	242.78
2106T060F	6X6 MJXFLG TEE CP DI C153	2	2		90.14000	EA	180.28
2108R06S	8X6 SEMJ REDUCER CP DI C153	2	2		57.53000	EA	115.06
21AMMJR08	8" MJ REGULAR ACC SET	34	34		N/C	EA	
21AMMJR06	6" MJ REGULAR ACC SET	31	31		N/C	EA	
<i>In place @ 4/30/98</i>							
	<i>8x8 Cross - 288.68</i>						
	<i>8x6 Cross - 129.95</i>						
	<i>8x4 Tee - 109.57</i>						
	<i>8" 22 1/2" - 142.36</i>						
	<i>8" 1 1/4" - 72.15</i>						
	<i>742.71</i>						
<i>Bal on hand @ 4/30/98</i>							
	<i>1427.60</i>						

						Terms NET 30	Subtotal 2,170.31
Freight	Delivery	Handling	Restock	Misc	Tax	Invoice Total 2,170.31	

***** THANK YOU FOR YOUR ORDER *****
 *** YOUR BUSINESS IS APPRECIATED ***
 PLEASE CALL IF WE CAN BE OF FURTHER ASSISTANCE.
 MONTY SCOTT 214/631-9410

Please pay this amount

USF - Dallas TX
PO Box 569250
Dallas, TX 75356 9250

Distribution Group
U.S. FILTER
taking care of the world's water

DUPLICATE
INVOICE

Page: 2
Invoice: 4515320

Distribution Group U.S.FILTER

...taking care of the world's water.

USF - Dallas TX
PO Box 569250
Dallas, TX 75356 9250

214/631-9410

Branch	Account	Salesperson	Invoice Date	Invoice Number
102	053609	MONTY SCOTT	4/24/98	4515320

DUPLICATE
INVOICE

Fax Copy

Remit to:
US FILTER DISTRIBUTION GROUP
PO BOX 840700
DALLAS, TX 75284 0700

E.L. DALTON & CO., INC.
PO BOX 542257
DALLAS TX 75354-2257

Shipped to:
E.L. DALTON & CO., INC.
ARAPAHO ROAD
WATER & SEWER IMPVT.
ADDISON, TX 75240

Total Amount Due
2,170.31

Return Top Portion With Payment For Faster Credit

Thank You For The Opportunity To Serve You.
We appreciate your prompt payment.

Date Ordered	Date Shipped	Customer PO No.	Job Name	Job No.	Unit of Loading	Shipped Via	Order Number
4/22/98	4/23/98	98060-2	ARAPAHO ROAD	98060		OUR TRUCK	4515320

Product Code	Description	Quantity Ordered	Quantity Shipped	Back-Ordered	Price	Per	Amount
2108X060H	8X6 MJ CROSS CP DI C153	1	1		129.95000	EA	129.95
2108T080H	8X8 MJ TEE CP DI C153	1	1		107.25000	EA	107.25
2108T040F	8X4 MJ KLG TEE CP DI C153	1	1		109.57000	EA	109.57
330BP	8 UT PLUG C/L CP DI C153	1	1		58.00000	EA	58.00
3304F	4 UT PLUG C/L CP DI C153	1	1		36.30000	EA	36.30
2108S112T	8 MJ L/P SLEEVE CP DI C153	2	2		72.94000	EA	145.88
2108CT	8 MJ CAP CP DI C153	1	1		34.51000	EA	34.51
2106S112T	6 MJ L/P SLEEVE CP DI C153	5	5		51.19000	EA	255.95
2106CT	6 MJ CAP CP DI C153	1	1		36.00000	EA	36.00
21082M	8 MJ 22-1/2 BEND CP DI C153	2	2		71.18000	EA	142.36
21081M	8 MJ 11-1/4 BEND CP DI C153	2	2		72.15000	EA	144.30
21069M	6 MJ 90 BEND C/L CP DI C153	3		3	53.14000	EA	.00

						Terms	Subtotal
Freight	Delivery	Handling	Restock	Misc	Tax	Invoice Total CONTINUED	

***** THANK YOU FOR YOUR ORDER *****
 *** YOUR BUSINESS IS APPRECIATED ***
 PLEASE CALL IF WE CAN BE OF FURTHER ASSISTANCE.
 MONTY SCOTT 214/631-9410

Please pay this amount

USF - Dallas TX
PO Box 569250
Dallas, TX 75356 9250

Distribution Group
U.S.FILTER
taking care of the world's water

DUPLICATE
INVOICE

Page: 1
Invoice: 4515320

Distribution Group U.S. FILTER

Branch 102	Account 053609	Salesperson MONTY SCOTT	Invoice Date 4/24/98	Invoice Number 4515397
---------------	-------------------	----------------------------	-------------------------	---------------------------

...taking care of the world's water.

USF - Dallas TX
PO Box 569250
Dallas, TX 75356 9250

214/631-9410

DUPLICATE INVOICE

Fax Copy

Remit to:
US FILTER DISTRIBUTION GROUP
PO BOX 840700
DALLAS, TX 75284 0700

E.L. DALTON & CO., INC.
PO BOX 842257
DALLAS TX 75284-2257

Shipped to:
E.L. DALTON & CO., INC.
ARAPAHO ROAD
WATER & SEWER IMPVT.
ADDISON, TX 75240

Total Amount Due
3,260.14

Return Top Portion With Payment For Faster Credit

**Thank You For The Opportunity To Serve You.
We appreciate your prompt payment.**

Date Ordered 4/22/98	Date Shipped 4/23/98	Customer PO No. 98060-1	Job Name ARAPAHO ROAD	Job No. 98060	Bill of Lading	Shipped Via OUR TRUCK	Order Number 4515397
-------------------------	-------------------------	----------------------------	--------------------------	------------------	----------------	--------------------------	-------------------------

Product Code	Description	Quantity Ordered	Quantity Shipped	Eq. Ordered	Price	Per	Amount
5008A2360GLDPAC	8 MU A2360 MJ VALVE PAC	16	16		N/C	EA	
21AMMJH04	4" MJ REGULAR ACC SET	14	14		8.45000	EA	118.30
21AMMJH04	4" MJ REGULAR ACC SET	1	1		8.45000	EA	8.45
59V5628	562-8 VALVE BOX COMPLETE	20	13	7	46.50000	EA	604.50
24AFBNGCF08RA	8 FLG FF 1/8 RR ACC	2	2		8.00000	EA	16.00
24AFBNGCF06RA	6 FLG FF 1/8 RR ACC	6	6		7.00000	EA	42.00
24AFBNGCF04RA	4 FLG FF 1/8 RR ACC	1	1		6.00000	EA	6.00
531206DH615	12X6 MJ TAP SLV F/DI OD 13.20	H615	1	1	738.18000	EA	.00
530806DH615	8X6 MJ TAP SLV F/DI OD 9.05	H615	1	1	373.23000	EA	373.23
<i>In place @ 4/30/98</i>							
<i>4" Valve & Box (1)</i>							<i>230.51</i>
<i>6" ✓ ✓ (3)</i>							<i>855.63</i>
<i>8" ✓ ✓ (4)</i>							<i>1672.52</i>
<i>By/on hande 4/30/98</i>							<i>2758.66</i>
							<i>(6301.48)</i>

						Terms	Subtotal
Freight	Delivery	Handling	Restock	Misc	Tax	Invoice Total CONTINUED	

***** THANK YOU FOR YOUR ORDER *****
 *** YOUR BUSINESS IS APPRECIATED ***
 PLEASE CALL IF WE CAN BE OF FURTHER ASSISTANCE.
 MONTY SCOTT 214/631-9410

Please pay this amount 

USF - Dallas TX
PO Box 569250
Dallas, TX 75356 9250

Distribution Group
U.S. FILTER
taking care of the world's water

DUPLICATE
INVOICE

Page: 1
Invoice: 4515397

Distribution Group U.S. FILTER

Branch 102	Account 053609	Salesperson MONTY SCOTT	Invoice Date 4/24/98	Invoice Number 4515397
---------------	-------------------	----------------------------	-------------------------	---------------------------

...taking care of the world's water.

USF - Dallas TX
PO Box 569250
Dallas, TX 75356 9250

DUPLICATE INVOICE

Remit to:
US FILTER DISTRIBUTION GROUP
PO BOX 840700
DALLAS, TX 75284 0700

214/631-5410

Fax Copy

K.L. DALTON & CO., INC.
PO BOX 342257
DALLAS TX 75334-2257

Shipped to:
ARAPAHO ROAD
WATER & SEWER IMPVT.
ADDISON, TX 75240

Total Amount Due
9,260.14

Return Top Portion With Payment For Faster Credit

Thank You For The Opportunity To Serve You.
We appreciate your prompt payment.

Date Ordered 4/22/98	Date Shipped 4/23/98	Customer PO No. 98060-1	Job Name ARAPAHO ROAD	Job No. 98060	Bill of Lading	Shipped Via OUR TRUCK	Order Number 4515397
-------------------------	-------------------------	----------------------------	--------------------------	------------------	----------------	--------------------------	-------------------------

Product Code	Description	Quantity Ordered	Quantity Shipped	Back-Ordered	Price	Qty	Amount
5108A236023	6 MJ RW GATE VLV OL A2360-23	7	7		371.86000	EA	2,599.52
5108A236019LA	6 MJXF RW GV OL L/ACC A2360-19	3	2		358.84000	EA	717.68
5106A236023	6 MJ RW GATE VL L/ACC A2360-23	4	4		238.71000	EA	954.84
5105A236019	6 EJXF RW GV OL L/ACC A2360-19	6	6		230.57000	EA	1,382.22
5104A236019	4 MJXF RW GATE VLV L/ ACC A2360-19	1	1		178.01000	EA	178.01
605486M3A423DALL	5-1/4" MJ A423 HYD 48" BURY 3WAY DRY 6" MJ O/L "DALLAS"	14	3	11	737.63000	EA	2,312.89
24AFIK08	8 150# ELG INSULATING KIT	2	2		23.25000	EA	46.50

						Terms NET 30	Subtotal 9,260.14
Freight	Delivery	Handling	Restock	Misc	Tax	Invoice Total 9,260.14	

***** THANK YOU FOR YOUR ORDER *****
 *** YOUR BUSINESS IS APPRECIATED ***
 PLEASE CALL IF WE CAN BE OF FURTHER ASSISTANCE.
 MONTY SCOTT 214/631-5410

Please pay this amount 

USF - Dallas TX
PO Box 569250
Dallas, TX 75356 9250

Distribution Group
U.S. FILTER
taking care of the world's water

DUPLICATE
INVOICE

Page: 2
Invoice: 4515397

Distribution Group U.S. FILTER

Branch	Account	Salesperson	Invoice Date	Invoice Number
102	053609	MONTY SCOTT	4/29/98	4526563

...taking care of the world's water.

USF - Dallas TX
PO Box 569250
Dallas, TX 75356 9250

DUPLICATE
INVOICE

Remit to:
US FILTER DISTRIBUTION GROUP
PO BOX 840700
DALLAS, TX 75284 0700

214/631-9410

Fax Copy

Total Amount Due
809.20

E.L. DALTON & CO., INC.
PO BOX 542257
DALLAS TX 75354-2257

Shipped to:
CUSTOMER PICKUP
4333 Irving Blvd
Dallas, TX 75247 0000

Return Top Portion With Payment For Faster Credit

*Thank You For The Opportunity To Serve You.
We appreciate your prompt payment.*

Date Ordered	Date Shipped	Customer PO No.	Job Name	Job No.	Bill of Lading	Shipped Via	Order Number
4/28/98	4/28/98	89060	ARAPAH ROAD	98060		WILL CALL	4526563

Product Code	Description	Quantity Ordered	Quantity Shipped	Equip-Ordered	Price	Per	Amount
96290PTDIP200	29" POLY TUBE 200' ROLL F/DIP	1	1		48.70000	EA	48.70
96PWT021	2" X 100' POLYWRAP TAPE	6	6		4.50000	EA	27.00
67T06SND	6"X1000' NON-DET TAPE-SEW LINE	1	1		38.50000	RL	38.50
1306RH	EX10' NO-HUB SOIL PIPE	100	100		6.95000	PC	695.00

						Terms NET 30	Subtotal 809.20
Freight	Delivery	Handling	Rent/Truck	Misc.	Tax	Invoice Total 809.20	

***** THANK YOU FOR YOUR ORDER *****
*** YOUR BUSINESS IS APPRECIATED ***
PLEASE CALL IF WE CAN BE OF FURTHER ASSISTANCE.
MONTY SCOTT 214/631-9410

Please pay this amount 

USF - Dallas TX
PO Box 569250
Dallas, TX 75356 9250

Distribution Group
U.S. FILTER
taking care of the world's water

DUPLICATE
INVOICE

Page: 1
Invoice: 4526563

1

Distribution Group U.S.FILTER

...taking care of the world's water.

USF - Dallas TX
PO Box 569250
Dallas, TX 75356 9250

214/631-9410

K.L. DALTON & CO., INC.
PO BOX 542257
DALLAS TX 75354-2257

Branch 102	Account 053609	Salesperson MONTY SCOTT	Invoice Date 4/29/98	Invoice Number 4526563
---------------	-------------------	----------------------------	-------------------------	---------------------------

DUPLICATE INVOICE

Fax Copy

Shipped to:
US FILTER DISTRIBUTION GROUP
PO BOX 840730
DALLAS, TX 75284 0700

Shipped to:
CUSTOMER PICKUP
4333 Irving Blvd
Dallas, TX 75247 0000

Total Amount Due
809.20

Return Top Portion With Payment For Faster Credit

*Thank You For The Opportunity To Serve You.
We appreciate your prompt payment.*

Date Ordered 4/28/98	Date Shipped 4/28/98	Customer PO No. 88060	Job Name ARAPAHO ROAD	Job No. 98060	Bill of Lading	Shipped Via WILL CALL	Order Number 4526563
-------------------------	-------------------------	--------------------------	--------------------------	------------------	----------------	--------------------------	-------------------------

Product Code	Description	Quantity Ordered	Quantity Shipped	Unit Ordered	Price	Per	Amount
9629OPTDIP200	29" POLY TUBE 200' ROLL R/DIP	1	1		48.70000	EA	48.70
96PWT021	2" X 100' POLYWRAP TAPE	6	6		4.50000	EA	27.00
67T06SMD	6"X1000' NON-DET TAPE-SEW LINE	1	1		38.50000	RL	38.50
1306NH	EX10' NO-HUB SOIL PIPE	100	100		6.95000	PC	695.00

						Terms NET 30	Subtotal 809.20
Freight	Delivery	Handling	Restock	Misc	Tax	Invoice Total 809.20	

***** THANK YOU FOR YOUR ORDER *****
 *** YOUR BUSINESS IS APPRECIATED ***
 PLEASE CALL IF WE CAN BE OF FURTHER ASSISTANCE.
 MONTY SCOTT 214/631-9410

Please pay this amount

USF - Dallas TX
PO Box 569250
Dallas, TX 75356 9250

**Distribution Group
U.S.FILTER**
taking care of the world's water

DUPLICATE
INVOICE

Page: 1
Invoice: 4526563