

DART  
2003 DART LAP/CMS SANDRAS FUND  
ANALYSIS

Oxford<sup>®</sup>

NO. 753 1/3

ESSEITE

10%



from Carolyn 7064

5-27-03

**Comparison between Dart Revenue Recorded and J. Pierce Schedule  
March 31, 2003**

<u>Project</u>	<u>Project Number</u>	<u>DART Deferred Revenue Per GL</u> 41-22270-prj #	<u>Recorded in Previous Yrs Dart Fds</u>	<u>Total Dart Funds Recorded</u>	<u>Funds per J. Pierce schedule</u>	<u>Difference</u>
Brookhaven Club	23301	\$59,053.50		\$59,053.50	\$59,053.50	\$0.00
Midway/Quorum/Beltline	62301	\$7,352.17	\$529,706.00	\$537,058.17	\$766,102.17	\$229,044.00
Addison Rd/Excel	66300	\$68,605.24	\$594.76	\$69,200.00	\$69,200.00	\$0.00
Addison Rd/Keller Springs	76300	\$163,165.82	\$186,834.18	\$350,000.00	\$350,000.00	\$0.00
Addison Rd Widening	84300	\$245,956.00 [1]	\$53,021.00	\$298,977.00	\$298,977.00	\$0.00
Keller Springs/Quorum	86300	<u>\$258,284.52</u>		<u>\$258,284.52</u>	<u>\$294,175.06</u>	<u>\$35,890.54</u>
<b>Total</b>		<u>\$802,417.25</u>	<u>\$770,155.94</u>	<u>\$1,572,573.19</u>	<u>\$1,837,507.73</u>	<u>\$264,934.54</u>

Notes:

[1] These monies are to be deducted from bond proceeds prior to using DART funds.

↑  
Rec'd  
not  
spent

↓  
Been  
spent

## Jim Pierce

---

**From:** Jim Pierce  
**Sent:** Friday, May 16, 2003 10:16 AM  
**To:** Carolyn Burgett  
**Cc:** Mike Murphy; Steve Chutchian  
**Subject:** RE: Dart Funds

Carolyn: In answer to your question:

23301-Brookhaven/Marsh Lane Improvements \$59,053.50-we will be spending these funds as soon as Farmers Branch bills us-this is a cooperative project with them and they managed the project.  
62301-Midway/Quorum Belt Line Intersection \$7352.17- Project complete, move to Arapaho Rd. Phase III  
66300-Addison Rd/Excel Intersection \$68,605.24-project cancelled, move these funds to Arapaho Rd. Phase III  
76300-Addison Rd./Keller Springs Signal \$163,165.82-we will eventually spend these funds when we upgrade this intersection  
84300-Addison Rd. Widen, Phase I \$245,956.00-This project is scheduled to go to bid later this year  
86300-Keller Springs/Quorum Intersection \$245,284.52-This project is complete but I don't know why there is so much money in this account. It should have been spent on the project. You may want to investigate.

Jim Pierce, P.E.  
Assistant Public Works Director  
P.O. Box 9010  
Addison, TX 75001-9010  
972-450-2879

-----Original Message-----

**From:** Carolyn Burgett  
**Sent:** Monday, May 12, 2003 12:44 PM  
**To:** Jim Pierce  
**Subject:** Dart Funds

Jim,  
I put together the attached worksheet at Randy's request. I thought you might find it useful. Will we be spending the funds from FY 02? If not, should they be moved to another project?  
Carolyn  
<< File: Dart ws 33103.xls >>

Addison!

JIM PIERCE, P.E.  
Assistant Public Works Director  
(972) 450-2879  
(972) 450-2837 FAX  
jpierce@ci.addison.tx.us

Town of Addison 16801 Westgrove Dr. P.O. Box 9010, Addison, Texas 75001-9010

---

~~Carolyn~~

~~This is my entire  
"Sandres Fund Analysis"  
file. Copy what you  
need & return to me~~

→ Jim!  
Thanks!  
Carolyn

**Jim Pierce**

---

**From:** Randy Moravec  
**Sent:** Friday, December 13, 2002 4:54 PM  
**To:** Jim Pierce  
**Subject:** RE: Belt Line/Quorum/Midway Intersection Improvements - Project #62301

Jim,

As I mentioned to you today, go ahead and use the amount you have.

**Randy**

-----Original Message-----

**From:** Jim Pierce  
**Sent:** Thursday, December 05, 2002 10:48 AM  
**To:** Randy Moravec  
**Cc:** Bryan Langley; Michael Murphy  
**Subject:** Belt Line/Quorum/Midway Intersection Improvements - Project #62301

Randy: Back in July you brought to our attention that this project had an account deficit of \$144,044. I tried to get with Sandra and work on this before she left but we were not able to connect. There is more than enough money that DART has programmed, but not yet paid, in the DART account. This project is now complete and there will be no more charges. If you will give me the final amount needed to zero out Project # 62301, I will request a check from DART, and then ask them to transfer any remainder to another project.

Thanks,

Jim Pierce, P.E.  
Assistant Public Works Director  
P.O. Box 9010  
Addison, TX 75001-9010  
972-450-2879

*Final amount = \$144,044  
according to Randy.*

**DART Deferred Revenue Analysis**

<u>Project</u>	<u>Project Number</u>	<u>DART Deferred Revenue per GL</u>		<u>Expenditures @ 09/30/02</u>	<u>Excess Deferred Revenue</u>
Midway/Quorum/Beltline	62301	18,423.32	[2]	11,071.15	7,352.17
Addison Rd/Excel	66300	69,200.00	[2]	594.76	68,605.24
Addison Rd/Keller Springs	76300	169,948.13	[2]	6,782.31	163,165.82
Addison Rd Widening	84300	245,956.00	[1]	88,578.57	245,956.00
Keller Springs/Quorum	86300	258,284.52		-	258,284.52
Total		761,811.97		107,026.79	743,363.75

Notes:

[1] These monies are to be deducted from bond proceeds prior to using DART Funds

[2] See AJE to record to current revenue.

11-20-02  
 from Sandra Goforth

**TOWN OF ADDISON**  
**Summary Schedule of DART LAP/CMS Funding**

Project	(1)	(2)	(3)	(4)	(5)	(6)
	Total Approved Funding Through FY2001	Actual Expenditures Through FY2001	Other Funding Sources	Excess(Deficient) Balance (1)-(2)+(3)	Recommended Reallocation	Adjusted Funding (1) + (5)
Beltline/Montfort	\$ 87,742	\$ 69,132		\$ 18,610	\$ (18,610)	\$ 69,132
Thoughtfare Plan	37,500	39,486		(1,986)	1,986	39,486
Beltline/Addison Rd	164,052	167,846		(3,794)	3,794	167,846
Beltline/Marsh	758,640	758,428		212	(212)	758,428
Addison Rd/Westgrove	111,592	111,592		(0)	-	111,592
Midway/Beltway	2,925	2,925		-	-	2,925
Midway/Greenhill	4,280	4,280		-	-	4,280
Midway/Lindberg	10,830	10,830		-	-	10,830
Sidewalk/Benchpads	37,788	38,814		(1,026)	1,026	38,814
Beltline/Tollway	262,000	262,842		(842)	842	262,842
Arapaho Rd., Phase I	6,915,108	7,110,213		(195,105)	195,105	7,110,213
Beltline/Business	250,000	392,641	60,878	(81,763)	81,763	331,763
Keller Springs/Tollway	295,356	295,631		(275)	275	295,631
Westgrove/Sojourn	129,144	129,144		0	-	129,144
RR Crossing/Surveyor	43,140	44,050		(910)	910	44,050
Beltline/Quorum/Midway	1,623,606	359,788		1,263,818	-	1,623,606
Addison Rd/Excel	306,000	35,659		270,341	-	306,000
Midway/Dooley	126,305	125,135		1,170	(1,170)	125,135
Keller Spgs/Addison Rd	350,000	138,781		211,219	-	350,000
Keller Spgs/Quorum	360,000	310,000		50,000	-	360,000
Sojourn/Westgrove	40,000	255		39,745	-	40,000
Beltline/Tollway - SPUJ	319,000	-		319,000	(319,000)	-
Addison Road Widening	1,229,780	334,003		895,777	53,291	1,283,071
Traffic Signal Improve.	20,400	20,400		-	-	20,400
<b>Total all projects</b>	<b>\$ 13,485,188</b>	<b>\$ 10,761,876</b>	<b>\$ 60,878</b>	<b>\$ 2,784,190</b>	<b>\$ -</b>	<b>\$ 13,485,188</b>
Completed projects						
Suspended project						

7-13-00

## Project Number Application —

- Significant Projects 100 K or more
- If project spans more than one Fiscal year

Then, take out a project number

\* Give estimate for cost of Address Rd all the way to KSR as soon as I get it from Shimetz

## NEXT WEEK

\* Figure out how to allocate any  
CAP/CMS surplus —  
Arapaho Rd —  
KSR/Quorum — Cost? ROW?  
Email Sandra & Copy Randy



Expenditure Analysis

Arapaho Phase I	1994	1995	1996	1997	1998	1999	2000	Total
Advertising	-	-	-	-	-	-	-	-
Appraisal Fee	5,400.00	-	-	4,810.00	-	-	-	10,210.00
Audit/Legal	-	-	2,450.00	9,223.40	-	-	-	51,512.94
Engineering	69,514.50	70,819.51	39,509.03	85,776.23	88,720.97	5,899.16	1,392.45	361,631.85
Land Purchase	473,493.50	18,550.00	553,802.70	1,014,390.18	100,159.26	142,750.06	204,407.67	2,507,553.37
Streets/Alleys	-	-	-	1,219,761.91	-	2,628,831.63	-	3,972,035.75
Signal Systems	-	-	-	-	-	-	2,517.00	2,517.00
	548,408.00	89,369.51	595,761.73	1,114,199.81	1,445,688.69	2,780,273.84	331,759.33	6,905,460.91

Note:

The amount on the DART Funding Analysis for Arapaho I includes retainage at 9-30-99 in the amount of 190,602.62. A review of the most recent pay application indicates retainage due in the amount of \$197,081.16.

The total on this spreadsheet does not include any retainage due, and creates a difference between this data and the information included on the DART Funding Analysis in the amount of \$43,472. (See calculation below.)

Retainage is recorded at fiscal year-end for accrual purposes. When retainage is actually paid, it will be deducted from the retainage account with any difference being added to or subtracted from the construction expenditure account.

Amount per DART Funding Analysis	7,052,592
Amount per this spreadsheet	(6,905,461)
Located difference	147,131
Less retainage at 9-30-99	(190,623)
Less expenditures since DART Funding Analysis	776
Unlocated difference	(42,716)

This expenditure analysis is \$42,716 more than the DART Funding Analysis and should be requested from DART.

*TRRCC Groundwater Testing \$10,000*  
*Saw Bell Restoration -- \$10,695 (bid) x 1.10 = 11,764, say 12,000*  
*Ed Bell Refinishing -- \$197,082*  
*Plus Disputed Quantities \$21,023*

*240,105*  
*190,603*  


---

*43,502*

Expenditure Analysis

<u>Keller Springs/Quorum</u>	<u>1998</u>	<u>1999</u>	<u>2000</u>	<u>Total</u>
Advertising	-	367.90	-	367.90
Audit/Legal	-	1,958.00	425.50	2,383.50
Engineering	33,970.00	1,024.52	-	34,994.52
Land Purchase	-	-	1,500.00	1,500.00
Streets/Alleys	-	-	201,197.06	201,197.06
Signal Systems	-	32,580.00	3,179.00	35,759.00
	<u>33,970.00</u>	<u>35,930.42</u>	<u>206,301.56</u>	<u>276,201.98</u>

Amount per DART Funding Analysis	244,275
Amount per this spreadsheet	(276,202)
Difference	(31,927)
Expenditures recorded since DART Funding Analysis	31,926
Unlocated Difference	(1)

*Retainage 26,326*  
*Audit/Legal 7,000*  
*Row Crescent 8,840*  
*Row Richmond 14,060*  
*TXU (Pad Mt. X Row) 2,000*  
*Contingency 2,000*

---

*More Row costs*



320 S.W. 18th St.  
Edmond, Oklahoma 73013  
(405) 340-3434 • FAX: (405) 340-3435  
E-mail: pelco@pelcoinc.com • www.pelcoinc.com

QUALITY IS \_\_\_\_\_ SERVICE IS \_\_\_\_\_  
the first and best  
thing a customer  
wishes for

Rateo 214-749-2905

Call Ali Rabiles  
e DART

PM on Beltline/Q

Money has been <sup>773</sup> (~~773~~)  
Spent

Current Spreadsheet

John sent a letter??

Breakdown of Expenditures/Budget

ROW Acquisition

Construction  
Bids went over too

INNOVATION follow-up call 2-22-00 TEAMWORK IS...  
" " 3-13-00 - looks working together  
like DART owns us 56K. Ali has and succeeding  
asked for back-up to rectify account together

**DART Deferred Revenue Analysis**

<u>Project</u>	<u>Project Number</u>	<u>DART Deferred Revenue per GL</u>		<u>Expenditures @ 09/30/02</u>	<u>Excess Deferred Revenue</u>
Midway/Quorum/Beltline	62301	18,423.32	[2]	11,071.15	7,352.17
Addison Rd/Excel	66300	69,200.00	[2]	594.76	68,605.24
Addison Rd/Keller Springs	76300	169,948.13	[2]	6,782.31	163,165.82
Addison Rd Widening	84300	245,956.00	[1]	88,578.57	245,956.00
Keller Springs/Quorum	86300	258,284.52		-	258,284.52
<b>Total</b>		<b>761,811.97</b>		<b>107,026.79</b>	<b>743,363.75</b>

Notes:

[1] These monies are to be deducted from bond proceeds prior to using DART Funds

[2] See AJE to record to current revenue.

11-20-02  
 from Sandra Goforth

**From:** Trip Brizell [TBRIZELL@dart.org]  
**Sent:** Thursday, December 07, 2000 3:26 PM  
**To:** Jpierce@ci.addison.tx.us; mmoravec@ci.addison.tx.us  
**Subject:** Re: DART LAP Allocations

Jim and Randy:

Based on information for the PASS Project from our Mobility Services group, this is the Addison LAP/CMS Reconciliation for Beltline - Quorum/Midway Intersections (PASS Project)

Approvals in 1990 and 1995

Total approved was \$773,606

Additional funding approved in 1997: \$850,000

Total LAP/CMS Funds Approved: \$1,623,606

PASS Funding

\$175,000

Project Expenditures

Engineering	\$179,169.83
ROW	\$249,590
Construction	\$558,000
	\$986,759.83

Charges to LAP/CMS Projects

Total Cost	986,759.83
Less PASS	175,000
LAP/CMS Costs	811,759.83
Expenditure	
(Charged to 1997	
Project)	170,000
To be Charged to	
1990 Project	641,759.83
Available for reprogramming is	
\$1,623,606 Approved funding	
less Addison expenditures of \$359,788	
less payment of \$170,000	
less Expenditures to be charged to 1990 project of \$641,759.83	
equals \$452,058.17	

Trip Brizell  
 Capital Programming Senior Manager  
 Planning and Development  
 (214) 749-2764

(214) 749-3670 (FAX)  
[TBrizell@DART.ORG](mailto:TBrizell@DART.ORG)

Expenditure Analysis

<u>Keller Springs/Quorum</u>	<u>1998</u>	<u>1999</u>	<u>2000</u>	<u>Total</u>
Advertising	-	367.90	-	367.90
Audit/Legal	-	1,958.00	425.50	2,383.50
Engineering	33,970.00	1,024.52	-	34,994.52
Land Purchase	-	-	1,500.00	1,500.00
Streets/Alleys	-	-	201,197.06	201,197.06
Signal Systems	-	32,580.00	3,179.00	35,759.00
	<u>33,970.00</u>	<u>35,930.42</u>	<u>206,301.56</u>	<u>276,201.98</u>

Amount per DART Funding Analysis	244,275
Amount per this spreadsheet	<u>(276,202)</u>
Difference	(31,927)
Expenditures recorded since DART Funding Analysis	<u>31,926</u>
Unlocated Difference	<u>(1)</u>

*Retainage 26,326*  
*Audit/Legal 7,000*  
*Row Crescent 8,840*  
*Row Richmond 14,060*  
*TXU (Pad Mt. X Row) 2,000*  
*Contingency 2,000*


---

*More Row costs*



RTB8 : GENERAL LEDGER TRIAL BALANCE - KELLER SPRINGS/QUORUM FY 1998

ID : 41 STREETS CPF

Dpt Acct	Proj	Sac Title	Revised Budget	Year-to-date Expenditures	% of Budget
000	22270	86300 000 DEFERRED REVENUE	0.00	-283,354.94	0.0
000	43510	86300 000 DART LOCAL ASSISTANC	0.00	-32,470.00	0.0
000	56080	86300 000 ADVERTISING	0.00	0.00	0.0
000	56510	86300 000 AUDIT AND LEGAL SERV	0.00	0.00	0.0
000	56570	86300 000 ENGINEERING/ARCHITEC	0.00	33,970.00	0.0
000	58110	86300 000 LAND PURCHASE	0.00	0.00	0.0
000	58210	86300 000 STREETS AND ALLEYS	0.00	0.00	0.0
000	58270	86300 000 SIGNAL SYSTEMS/STREE	0.00	0.00	0.0
***	*****	86300 *** KELLER SPGS/QUORUM I	0.00	-281,854.94	0.0
***	*****	***** *** STREETS CPF	0.00	-281,854.94	0.0

*33970.00*

RTB8 : GENERAL LEDGER TRIAL BALANCE - KELLER SPRINGS/QUORUM FY 1999

0 : 41 STREETS CPF

Dpt	Acct	Proj	Sac	Title	Revised Budget	Year-to-date Expenditures	% of Budget
000	22270	86300	000	DEFERRED REVENUE	0.00	-258,284.52	0.0
000	43510	86300	000	DART LOCAL ASSISTANC	-200,000.00	-69,245.48	34.6
000	56080	86300	000	ADVERTISING	0.00	367.90	0.0
000	56510	86300	000	AUDIT AND LEGAL SERV	0.00	1,958.00	0.0
000	56570	86300	000	ENGINEERING/ARCHITEC	0.00	1,024.52	0.0
000	58110	86300	000	LAND PURCHASE	0.00	0.00	0.0
000	58210	86300	000	STREETS AND ALLEYS	160,000.00	0.00	0.0
000	58270	86300	000	SIGNAL SYSTEMS/STREE	0.00	32,580.00	0.0
						<i>35930.42</i>	
***	*****	86300	***	KELLER SPGS/QUORUM I	-40,000.00	-291,599.58	729.0
***	*****	*****	***	STREETS CPF	-40,000.00	-291,599.58	729.0

RT88 : GENERAL LEDGER TRIAL BALANCE - KELLER SPRINGS/QUORUM FY 2000

ID : 41 STREETS CPF

Dpt Acct	Proj	Sac	Title	Revised Budget	Year-to-date Expenditures	% of Budget
000	22270	86300	000 DEFERRED REVENUE	0.00	-258,284.52	0.0
000	43510	86300	000 DART LOCAL ASSISTANC	0.00	0.00	0.0
000	56080	86300	000 ADVERTISING	0.00	0.00	0.0
000	56510	86300	000 AUDIT AND LEGAL SERV	0.00	425.50	0.0
000	56570	86300	000 ENGINEERING/ARCHITEC	2,000.00	0.00	0.0
000	58110	86300	000 LAND PURCHASE	0.00	1,500.00	0.0
000	58210	86300	000 STREETS AND ALLEYS	220,000.00	201,197.06	91.5
000	58270	86300	000 SIGNAL SYSTEMS/STREE	0.00	3,179.00	0.0
					<i>206,301.56</i>	
***	*****	86300	*** KELLER SPGS/QUORUM I	222,000.00	-51,982.96	-23.4
***	*****	*****	*** STREETS CPF	222,000.00	-51,982.96	-23.4

*T. all years = 51,982.98*

Estimated Commitments  
FY00 by Project

Expenditures	Project	Original Contract	Total Expenditures	Other Adjustments	Outstanding Contract
	<u>Dart</u>				
Prior Year	Arapaho Rd Realignment	6,721,259.00	(8,721,259.00)	-	-
Current Year					
Engineering		966.45	(966.45)	-	-
Land Purchase		204,407.87	(204,407.87)	-	-
Streets/Alleys		123,442.21	(123,442.21)	-	-
Signal Systems		2,517.00	(2,517.00)	-	-
	Sub-total current year expenditures		(331,333.33)		
	Total Arapaho Rd Realignment	7,052,592.33	(7,052,592.33)	-	-

Funding Received	Dart - 1993	Dart - 1994	Dart - 1995	Dart - 1997	Dart - 1998	Dart - 1999
	255,000.00	2,903,000.00	820,559.00	1,483,530.43	546,260.57	1,058,736.00
Total funding	6,865,108.00	(7,052,592.33)	(187,484.33)			
Less expenditures						
Funding balance						

Prior Year	Current Year	Engineering	Construction
	Addison Road/Keller Springs	91,523.87	(91,523.87)
		85.13	(85.13)
		47,171.90	(47,171.90)
	Sub-total current year		(47,257.03)
	Total Addison Road/Keller Springs	138,780.90	(138,780.90)

Funding Received	Dart - 1998	Dart - 1999
	250,000.00	100,000.00
Total Funding	350,000.00	(138,780.90)
Less expenditures		211,219.10
Funding balance		

Estimated Commitments  
FY00 by Project

	Original Contract	Total Expenditures (69,900.42)	Other Adjustments	Outstanding Contract
<u>Expenditures</u>				
<u>Prior Year</u>	69,900.42		-	-
<u>Current Year</u>				
Construction	249,557.65	(171,196.09)	-	78,361.59
Equipment	3,179.00	(3,179.00)	-	-
	<u>322,637.07</u>	<u>(174,375.09)</u>		<u>78,361.59</u>
		<u>(244,275.46)</u>		
Sub-total current year expenditures				
Total Keller Springs/Quorum				
	250,000.00			
	65,824.04			
	44,175.06			
Total funding	360,000.00			
Less expenditures	(244,275.46)			
Funding balance	<u>115,724.52</u>			
Keller Springs/Quorum				
<u>Funding Received</u>				
Dart - 1997				
Dart - 1998				
Dart - 1999				
Midway/Beltline/Quorum				
<u>Prior Years</u>	352,444.66	(352,444.66)	-	-
<u>Current Year</u>	7,343.25	(7,343.25)	-	-
	<u>359,787.93</u>	<u>(359,787.93)</u>		
Sub-total current year expenditures				
Total Midway/Beltline/Quorum				
	170,000.00			
Total funding	170,000.00			
Less expenditures	(359,787.93)			
Funding balance	<u>(169,787.93)</u>			
Sojourn/Westgrove				
<u>Current Year</u>	255.00	(255.00)	-	-
Sojourn/Westgrove				
<u>Funding Received</u>				
Dart - 2000	40,000.00			
	(255.00)			
Less expenditures	<u>39,745.00</u>			
Funding balance				
Beltline/Tollway				
<u>Funding Received</u>				
Dart - 1997	50,000.00			
Dart - 1998	52,000.00			
Total funding	102,000.00			
Less expenditures	-			
Funding balance	<u>102,000.00</u>			
Addison Rd/Excel				
<u>Funding Received</u>				
Dart - 1998	69,200.00			
Total funding	(35,659.02)			
Less expenditures - prior years	<u>33,540.98</u>			
Funding balance				

Estimated Commitments  
FY00 by Project

Expenditures	Project	Original Contract	Total Expenditures	Other Adjustments	Outstanding Contract
<u>Bond Proceeds</u>					
<u>Prior years</u>	S. Quorum Access	617,333.04	(617,333.04)	-	-
<u>Current year</u>					
Barton-Aschman		95,100.00	(82,003.00)	-	13,097.00 95/97 bonds
RJC Excavating		5,000.00	(5,000.00)	-	-
Waller Barrett, Inc.		31,325.00	(31,325.00)	-	-
ETI Environmental		273.00	(273.00)	-	-
Don Hering Mitsubishi		1,000.00	(1,000.00)	-	-
XIT Paving/Construction		1,000,302.98	(73,412.77)	19,071.01	945,961.22
	Sub-total current year expenditures	1,133,000.98	(193,013.77)	19,071.01	959,058.22
	S. Quorum Access	1,400,000.00		(810,346.81)	19,071.01
	2,223,000.00				
	<u>Total Funding</u>	3,623,000.00			
	Less expenditures	(610,346.81)			
	Less outstanding contract	(959,058.22)			
	<u>Funding balance</u>	1,853,594.97			
	Phase II				
<u>Prior Year</u>					
Shimek, Jacobs	Addison Road Widening	324,085.00	(199,915.00)	-	97 bonds
<u>Current Year</u>					
Shimek, Jacobs		170.00	(21,618.62)	-	102,551.38
Pat Haggerty		10,000.00	(170.00)	-	-
Appraisal Services		239.20	(239.20)	-	10,000.00
Advertising		-	-	-	-
Construction		-	-	-	-
	Sub-total current year expenditures	334,494.20	(22,027.82)	-	112,551.38
<u>Funding</u>					
97 CO Bonds	Addison Road Widening	2,526,450.00			
	Less expenditures	(221,942.82)			
	Less outstanding contract	(112,551.38)			
	<u>Funding balance</u>	2,191,955.80			Non-obligated

Estimated Commitments  
FY00 by Project

Expenditures	Project General Fund	Original Contract	Total Expenditures	Other Adjustments	Outstanding Contract
<u>Prior Year</u>	Addison Circle II	285,108.43	(236,903.13)	-	28,203.30
<u>Current Year</u>	Utilities - Package "C"	28,203.30	(27,918.66)	-	264.64
	Sub-total current year	265,108.43	(27,918.66)	-	284.64
	Total Utilities	265,108.43	(27,918.66)	-	284.64
<u>Prior Year</u>	Paving - Package "A"	251,885.36	(235,938.97)	-	15,946.39
<u>Current Year</u>	Sub-total current year	15,946.39	(3,800.99)	-	12,145.40
	Total Paving	251,885.36	(239,739.96)	-	12,145.40
<u>Prior Year</u>	Streetscape - Package "B"	383,760.17	(362,834.66)	-	20,925.31
<u>Current Year</u>	Sub-total current year	20,925.31	(7,249.67)	-	13,675.64
	Total Streetscape	383,760.17	(370,084.53)	-	13,675.64
<u>Prior Year</u>	Addison Circle III	132,547.91	(61,153.80)	-	71,394.31
<u>Current Year</u>	Utilities	71,394.31	(56,979.73)	-	14,414.58
	Sub-total current year	132,547.91	(56,979.73)	-	14,414.58
	Total Utilities	132,547.91	(118,133.53)	-	14,414.58
<u>Prior Year</u>	Paving	101,445.67	(26,551.00)	-	74,894.67
<u>Current Year</u>	Sub-total current year	74,894.67	(48,968.26)	-	25,925.39
	Total Paving	101,445.67	(75,520.26)	-	25,925.39
<u>Prior Year</u>	Streetscape	191,068.00	(16,739.96)	-	174,328.04
<u>Current Year</u>	Sub-total current year	174,328.04	(48,368.72)	-	125,958.32
	Total Streetscape	191,068.00	(65,109.68)	-	125,958.32
<u>Current Year</u>	Spectrum Connection	26,400.00	(26,400.00)	-	-
	Morris Rd. Extension	2,896.00	(2,171.98)	-	724.02
	1999 Paving	-	(4,670.42)	-	(4,670.42)





### DART Funding Analysis

Project	Project Number	1990	1991	1992	1993	1994	1995	1996	1997	1998	1999	2000	(1) Total Approved Funding	(2) Actual Received	(3) Actual Expenditures	(4) Funding Other Sources	(2)-(3)+(4) Excess(Deficient) Balance	(1)-(2) Programmed Funds Not Rec'd	
Beltline/Montfort	11300	125,000					(37,258)						87,742	87,742	69,132		18,610	-	
Thoroughfare Plan	12300			37,500									37,500	37,500	39,486		(1,986)	-	
Beltline/Addison Rd	12301	132,960	63,040				(31,948)						164,052	164,052	167,846		(3,794)	-	
Beltline/Marsh	13300	550,000				250,000			(41,360)				758,640	758,640	758,428		213	-	
Addison Rd/Westgrove	26300		125,000						(13,408)				111,592	111,592	111,592		-	-	
Midway/Beltway	26300		45,000						(42,075)				2,925	2,925	2,925		-	-	
Midway/Greenhall	26300		75,000						(70,720)				4,280	4,280	4,280		-	-	
Midway/Lindberg	26300		150,000						(139,170)				10,830	10,830	10,830		-	-	
Sidewalk/Benchpads	34300		41,000						(3,212)				37,788	37,788	38,814		(1,025)	-	
Beltline/Tollway	42301				262,000								262,000	262,000	262,842		(842)	-	
Arapaho Rd., Phase I	42302				255,000	2,903,000	620,559		1,483,530	546,281	1,056,738	50,000	6,915,108	6,865,108	7,052,592		(187,484)	50,000	
Beltline/Business	43301					250,000							250,000	250,000	382,641	60,878	(81,783)	-	
Keller Springs/Tollway	44302				228,150		69,206						295,356	295,355	295,631		(275)	0	
Westgrove/Sojourn	46300					175,000			(45,658)				129,144	129,144	129,144		-	-	
RR Crossing/Surveyor	53301							100,000		(58,860)			43,140	43,140	44,050		(910)	-	
Beltline/Quorum/Midway	62301	265,606					508,000		850,000				1,623,606	170,000	359,788		(189,788)	1,453,606	
Addison Rd/Excel	66300							346,000					306,000	69,200	35,659	White ->	33,541	236,800	
Midway/Dooley	74300								135,000	(8,965)			126,035	126,035	125,135		900	-	
Keller Spgs/Addison Rd	76300									250,000	100,000		350,000	350,000	138,781		211,219	-	
Keller Spgs/Quorum	86300								250,000	65,825	44,175		380,000	380,000	244,275		115,725	-	
Sojourn/Westgrove	06300											40,000	40,000	40,000	255		39,745	-	
Beltline/Tollway - Single point interchange									50,000	269,000			319,000	102,800			102,800	216,200	
Traffic Signal Improve.		20,400											20,400	20,400	20,400				
<b>Total all projects</b>													<b>12,255,139</b>	<b>10,298,533</b>	<b>10,304,527</b>		<b>54,884</b>	<b>1,958,606</b>	
<b>Total completed projects</b>																		<b>(268,358)</b>	
<b>Total suspended projects</b>																		<b>136,341</b>	
<b>Net balance completed and suspended</b>																		<b>(122,017)</b>	

**Notes:**

These intersection improvements were recorded to the General Ledger as one project.

DART expenditures in the General Ledger for 1990 and 1991 are not clearly defined by project. All DART related costs were combined under one project code.

Negative funding reported above denotes transfers from one project to another approved by DART.

In the early years, DART reimbursed the Town for costs incurred. In about 1997, DART began funding projects upfront. The collection of data to submit expenditures to DART prior to 1997 was the responsibility of Public Works department, and the method to gather such information is not clear. This may explain the difference between General Ledger actual expenditures and the reimbursements by DART for this period of time.

Beltline/Business Intersection project shows a deficient balance of \$142,641.48. Developer contributions were received in the amount of \$60,878.16 (principal & interest) which can offset a portion of this balance.


04-24-00: Per Jim Pierce, Midway/Beltline/Quorum became a joint project with Dart, TxDot, and Addison. To the best of his knowledge, DART has spent money from this account directly. He has asked for an accounting, but DART has yet to comply.

Jim Pierce has applied to DART for additional funding in the amount of \$50,000 for Arapaho Phase I which has been approved but not yet received.

Source: DART fundings and payments - DART spreadsheet - Addison Capital Assistance Program.  
Addison actual expenditures - Addison General Ledger - Audit Workpapers

White ->

*will be a Bond Project*



**PUBLIC WORKS DEPARTMENT**

Post Office Box 9010 Addison, Texas 75001-9010

(972) 450-2871

16801 Westgrove

July 10, 2000

Mr. Trip Brizell  
Capital Programming Senior Manager  
Dallas Area Rapid Transit  
P.O. Box 660163  
Dallas, TX 75266-0163

Re: DART Capital Assistance & LAP/CMS Programs – Belt Line/Quorum& Belt Line  
Midway Intersections

Dear Mr. Brizell:


This is to request an accounting of funds in the Capital Assistance Program, Belt Line-Quorum/Midway Intersections Pass Project. The quarterly spreadsheet shows that \$773,606.00 has been programmed and that the funds have not yet been paid. I have spoken to Mr. Ali Rabee about this and he advises me that money has been spent out of that account. I have asked him for an accounting to no avail. I feel that we should be advised about expenditures from this account.

I have a similar request about the LAP/CMS Belt Line: Quorum and Midway project account. The quarterly spreadsheet shows \$850,000.00 programmed and \$170,000.00 spent in FY98. Have any other funds been spent out of that account?

Your attention to this matter will be most appreciated.

Very truly yours,

Town of Addison

  
James C. Pierce, Jr., P.E.  
Assistant City Engineer


cc: Chris Terry, Assistant City Manager  
Michael E. Murphy, P.E., Director of Public Works  
Sandra Goforth, Accounting Manager

7-12-00 Julie Called.  
She does not know about  
the Pass Project. She gave a  
copy of my letter to Ali Rabee.  
(214-749.2905). She verified  
the balance in the  
LAP/CMS account.

PROJECT #	PROJECT NAME	DATE APPROVED	APPROVED AMOUNT	AMOUNT TO BE REPROGRAMMED	EXPENDITURES										TOTAL AMOUNT PAID PER PROJECT	PROGRAMMED FUNDS NOT YET PAID	
					FT19-90	FT19-91	FT19-92	FT19-93	FT19-94	FT19-95	FT19-96	FT19-97	FT19-98	FT19-99			FT19-00
	Per Resolution 188076, the Board approved an additional allocation to each project FY 1991. This is achieved by transfer from Class 16 and is charged to CAF.	04/14/91	\$4,844.43														
STAFF APPROVAL	Additional Road/Signal Way (Intersection Improvements) per Resolution 960194 Payment Per "Staff Approval" transfer \$40,000 to fund a new LAP/CMS project Westgrove/Solium Intersection Improvements SUBTOTAL THIS PROJECT	10/22/96 09/28/96 02/28/00	\$346,000.00 (\$40,000.00) \$306,000.00														\$236,800.00
	TRANSFER TO LAP ACCOUNT FOR PAYMENT MGMT. & THOROUGH-FARE PLAN STAFF SALARIES Project Completed	12/19/99 10/01/90	\$18,712.40 \$5,839.60 \$24,572.00	\$24,572.00													\$0.00
	TRANSFER TO LAP ACCOUNT TO HELP FUND SALARY FOR CITY ENGINEER Project Completed SUBTOTAL THIS PROJECT	10/23/90	\$4,672.93 \$4,672.93														\$0.00
	644 Line - Quorum/Alhambra Intersections PASS PROJECT 10/23/90 10/23/90 10/23/90 04/11/95 Right-of-Way Acquisition SUBTOTAL THIS PROJECT	10/23/90 10/23/90 10/23/90 04/11/95	\$187,000.00 \$78,606.00 \$508,000.00 \$773,606.00														\$187,000.00 \$78,606.00 \$508,000.00
	BELT/REDAIRSON RD INTERSECT ADDITIONAL FUNDS Payment 10/23/91 04/11/95 10/01/95 04/11/95 Project Completed Under Budget and funds transferred to the Keller Springs/N. Dallas Trolley Project SUBTOTAL THIS PROJECT	10/23/90 10/23/91 04/11/95 10/01/95 04/11/95	\$132,960.00 \$63,040.00 \$196,000.00 \$196,000.00 (\$31,947.64) \$164,052.36				\$170.00										\$0.00
	MONTEFORT/BELT LINE INTERSECT Payment 04/11/95 02/10/94 10/04/94 04/11/95 Project Completed Under Budget and funds transferred to the Keller Springs/N. Dallas Trolley Project SUBTOTAL THIS PROJECT	10/23/90 04/11/95 02/10/94 10/04/94 04/11/95	\$128,000.00 \$18,008.00 \$18,008.00 \$3,622.75														\$0.00
	TRAFFIC SIGNAL IMPROVEMENTS Payment 10/23/90 10/04/94 Project Completed 10/4/94 SUBTOTAL THIS PROJECT	10/23/90 10/04/94	\$20,400.00 \$70,400.00 \$90,800.00														\$0.00
	SIDEWALKS/BENCH MARKS Project Completed Under Budget Use the reprogrammed money according to Resolution #970172 per Tom Ryden: Reprogram \$3,211,700 into the Anapaho Road Realignment project. Project to remain closed. SUBTOTAL THIS PROJECT	11/26/91 04/11/95	\$31,000.00 \$37,786.36 \$68,786.36														\$0.00
	ADAMS/CORNWELL GROVE INTERSECT. Payment 04/11/95 03/14/96 Payment and project completed Reprogram balance per 9/27/96 letter SUBTOTAL THIS PROJECT	11/26/91 04/11/95 03/14/96	\$125,000.00 \$66,665.18 \$14,153.23 \$1,873.95														\$0.00

PROJECT #	PROJECT NAME	DATE APPROVED	FUNDS PROGRAMMED	UNPROGRAMMED BALANCE BY PROJECT	EXPENDITURES			TOTAL PAID TO DATE	PROGRAMMED FUNDS NOT YET PAID
					DURING FY 97	DURING FY 98	DURING FY 2000		
00018700	Belt Line: Quorum & Midway Intersections Per Resolution #970172. Payment SUBTOTAL THIS PROJECT	09/09/97 10/2/97	\$850,000.00 \$850,000.00		\$170,000.00		\$170,000.00	\$680,000.00	
00018704	Belt Line Tollway (Single Point Urban Interchange) Per Resolution #970172 Payment #980078 Additional funding per Resolution Payment SUBTOTAL THIS PROJECT	09/09/97 10/2/97 04/14/98 06/17/98	\$50,000.00 \$269,000.00 \$319,000.00		\$50,000.00 \$52,800.00		\$102,800.00	\$216,200.00	
00018702	Technical Assistance Program Per Resolution #970172 Payment SUBTOTAL THIS PROJECT	09/09/97 10/2/97	\$34,000.00 \$34,000.00		\$34,000.00		\$34,000.00	\$0.00	
00018703	Keller Springs/Quorum Intersection Per Resolution #970172 Payment Per Resolution #980258, transfer remaining (left over) funds from 2 LAPICMS projects as shown below. However, there will be no physical transfer of money between the Town of Addison and DART. The Town of Addison will keep the money in their own account. Railroad Crossing/Surveyor: \$56,860 Midway/Doolley Intersection: \$8,964.84 Actual total programmed for this project: \$315,824.84 Additional funding per Resolution #950142 Payment SUBTOTAL THIS PROJECT	09/09/97 10/2/97 11/10/98 11/10/98 11/10/98 09/10/99 09/07/99	\$250,000.00 \$250,000.00 \$44,175.06 \$284,175.06		\$250,000.00 \$44,175.06		\$294,175.06	\$0.00	
3	Midway Road & Doolley Intersection Improvements per Resolution #970046 Payment	03/25/97 04/23/97	\$135,000.00		\$135,000.00		\$135,000.00		

NOTE\*\*



**PUBLIC WORKS DEPARTMENT**

Post Office Box 9010 Addison, Texas 75001-9010

(972) 450-2871

16801 Westgrove

May 3, 2000

Mr. Trip Brizell  
Capital Programming Senior Manager  
Dallas Area Rapid Transit  
P.O. Box 660163  
Dallas, TX 75266-0163

Re: Addison LAP/CMS Funding Applications

Dear Mr. Brizell:

This is to transmit LAP/CMS Funding Applications, to be funded from our FY2001 projected allocation, for the following projects:

Arapaho Road Realignment (Phase I)	\$50,000.00
Addison Road Widening	\$1,229,780.00
Technical Assistance	\$37,750.00
Total	\$1,317,530.00

I have attached a resolution by the City Council authorizing filing the applications.

Please call me at 972-450-2879 if you have any questions.

Very truly yours,

Town of Addison

James C. Pierce, Jr., P.E.  
Assistant City Engineer

cc: Chris Terry, Assistant City Manager  
Mike Murphy, P.E., Director of Public Works

Enclosures

DART Funding Analysis

Project	Project Number	1990	1991	1992	1993	1994	1995	1996	1997	1998	1999	2000	Total Approved Funding	Actual Received	Actual Expenditures	Excess (Deficient) Balance	Programmed Funds Not Paid
Beltline/Montfort	11300	125,000.00					(37,258.17)						87,741.83	87,741.83	88,132.31	18,609.52	-
Thoroughfare Plan	12300			37,500.00									37,500.00	37,500.00	39,485.86	(1,985.86)	-
Beltline/Addison Rd	12301	132,980.00	83,040.00				(31,947.64)						164,052.36	164,052.36	167,945.94	(3,793.58)	-
Beltline/Marsh	13300	550,000.00				250,000.00			(41,359.86)				758,640.14	758,640.14	758,427.64	212.50	-
Addison Rd/Westgrove	26300		125,000.00						(13,407.64)				111,592.36	111,592.36	111,592.36	-	-
Midway/Beltway	26300		45,000.00						(42,075.00)				2,925.00	2,925.00	2,925.00	-	-
Midway/Greenhill	26300		75,000.00						(70,720.00)				4,280.00	4,280.00	4,280.00	-	-
Midway/Lindberg	26300		150,000.00						(139,170.00)				10,830.00	10,830.00	10,830.00	-	-
Sidewalk/Benchpads	34300		41,000.00						(3,211.70)				37,788.30	37,788.30	38,813.71	(1,025.41)	-
Beltline/Tollway	42301				262,000.00								262,000.00	262,000.00	262,841.89	(841.89)	-
Arapaho Rd., Phase I	42302				255,000.00	2,903,000.00	620,559.00		1,483,530.43	546,280.57	1,066,738.00		6,865,108.00	6,865,108.00	7,052,592.33	(187,484.33)	-
Beltline/Business	43301					250,000.00							250,000.00	250,000.00	392,841.48	(142,841.48)	-
Keller Springs/Tollway	44302				228,150.00		69,205.81						295,355.81	295,355.47	295,630.94	(275.47)	0.34
Westgrove/Sojourn	46300					175,000.00			(45,856.01)				129,143.99	129,143.99	129,143.99	-	-
RR Crossing/Surveyor	53301							100,000.00		(56,860.00)			43,140.00	43,140.00	44,050.00	(910.00)	-
Beltline/Quorum/Midway	62301	285,808.00					508,000.00		650,000.00				1,623,808.00	170,000.00	359,787.93	(189,787.93)	1,453,808.00
Addison Rd/Excel	66300							346,000.00				(40,000.00)	306,000.00	69,200.00	35,659.02	33,540.88	236,800.00
Midway/Dooley	74300								135,000.00	(8,984.84)			126,035.06	126,035.06	125,135.06	900.00	-
Keller Spgs/Addison Rd	76300									250,000.00	100,000.00		350,000.00	350,000.00	138,780.90	211,219.10	-
Keller Spgs/Quorum	86300								250,000.00	65,824.94	44,175.08		360,000.00	380,000.00	244,275.48	115,724.52	-
Sojourn/Westgrove	06300											40,000.00	40,000.00	40,000.00	255.00	39,745.00	-
Beltline/Tollway - Single point								50,000.00	269,000.00				319,000.00	102,800.00	-	102,800.00	216,200.00
Interchange Traffic Signal Improve.		20,400.00											20,400.00	20,400.00	20,400.00	-	-
<b>Totals</b>													<b>12,205,138.85</b>	<b>10,298,532.51</b>	<b>10,304,526.84</b>	<b>(5,894.33)</b>	<b>1,806,808.34</b>

Net total completed projects and suspended projects

(182,385.02)

Other funding

Developer Contributions - Beltline/Business

80,878.18

Final payoff - Arapaho Rd - Phase I

50,000.00

Net adjusted total completed projects and suspended projects

(72,016.88)

Notes:

These intersection improvements were recorded to the General Ledger as one project.

DART expenditures in the General Ledger for 1990 and 1991 are not clearly defined by project.

All DART related costs were combined under one project code.

Negative funding reported above denotes transfers from one project to another approved by DART.

In the early years, DART reimbursed the Town for costs incurred. In about 1987, DART began funding projects upfront. The collection of data to submit expenditures to DART prior to 1987 was the responsibility of Public Works department, and the method to gather such information is not clear. This may explain the difference between General Ledger actual expenditures and the reimbursements by DART for this period of time.

Beltline/Business intersection project shows a deficient balance of \$142,841.48. Developer contributions were received in the amount of \$80,878.18 (principal & interest) which can offset a portion of this balance.

04-24-00: Per Jim Pierce, Midway/Beltline/Quorum became a joint project with DART, TxDot, and Addison. To the best of his knowledge, DART has spend money from this account directly. He has asked for an accounting, but DART has yet to comply.

Source: DART fundings and payments - DART spreadsheet - Addison Capital Assistance Program.  
Addison actual expenditures - Addison General Ledger - Audit Workpapers

DART Funding Analysis

Project	1989	1991	1992	1993	1994	1995	1996	1997	1998	1999	2000	Total Approved Funding	Actual Receipts	Actual Expenditures	Excess (Deficient) Balance	Programmed Funds Not Paid
Bethesda/Porter	11300	125,000.00										87,741.85	87,741.85	89,152.31	18,890.52	-
Therapeutic Plan	12300		37,500.00			(37,258.17)						37,500.00	37,500.00	39,485.88	(1,985.88)	-
Bethesda/Adison Rd	12301	132,950.00	63,840.00			(31,847.64)						164,952.36	164,952.36	187,845.94	(3,783.58)	-
Bethesda/Harsh	13100	550,000.00			250,000.00			(41,359.88)				750,640.14	750,640.14	758,427.64	212.50	-
Adison Rd/Westgrove	25100	125,000.00						(15,407.84)				111,592.16	111,592.16	111,592.39	-	-
Midway/Bellevue	26300	45,000.00						(42,075.00)				2,925.00	2,925.00	2,825.00	-	-
Midway/Ludberg	26300	150,000.00						(138,720.00)				11,280.00	11,280.00	4,200.00	-	-
Sidway/Benchamps	34100	41,000.00						(3,211.70)				37,788.30	37,788.30	38,813.71	(1,025.41)	-
Bethesda/Business	43001											262,000.00	262,000.00	262,841.89	(841.89)	-
Arpabio Rd - Phase I	43002											6,885,108.00	6,885,108.00	7,552,532.33	(1,667,424.33)	-
Keller Springs/Tolway	44002											250,000.00	250,000.00	392,841.48	(142,841.48)	-
Westgrove/Siglum	45000											295,355.01	295,355.01	295,630.84	(275.83)	0.34
R/R Crossing/Service	53301											128,143.99	128,143.99	128,143.89	-	-
Bethesda/Conemaugh	62301	285,600.00						(48,858.01)				43,140.00	43,140.00	44,050.00	(910.00)	-
Adison Rd/Excel	69300											1,823,006.00	170,000.00	358,787.83	(1,652,986.17)	1,463,018.17
Midway/Daddy	74300											396,000.00	89,200.00	35,859.02	-	-
Keller Springs/Adison Rd	76300											128,035.06	128,035.06	129,135.08	(1,100.02)	-
Keller Springs/Dunham	86300											350,000.00	350,000.00	136,780.80	-	-
Sidway/Westgrove	05300											360,000.00	360,000.00	244,275.48	-	-
Bethesda/Tolway - Single point												40,000.00	40,000.00	255.00	-	-
Tolway/Siglum Improv.												319,000.00	102,800.00	-	-	-
Totals		20,400.00										32,205,128.85	10,288,532.51	10,394,526.84	(6,884,533)	1,808,608.01

Net total completed projects and suspended projects

Other funding

Developer Contributions - Bethesda/Business

Final payoff - Arpabio Rd - Phase I

Net adjusted total completed projects and suspended projects

Notes:

These intercession improvements were recorded to the General Ledger as one project.

DART expenditures in the General Ledger for 1990 and 1991 are not clearly defined by project.

All DART related costs were combined under one project code.

Negative funding reported above denotes transfers from one project to another approved by DART.

In the early years, DART reimbursed the Town for costs incurred. In about 1997, DART began funding projects upfront. The collection of data to submit expenditures to DART prior to 1997 was the responsibility of Public Works department, and the method to gather such information is not clear. This may explain the difference between General Ledger actual expenditures and the reimbursement by DART for this period of time.

Bethesda/Business intercession project shows a deficient balance of \$142,841.48. Developer contributions were received in the amount of \$69,878.18 (principal & interest) which can offset a portion of this balance.

04-24-00: Per Jim Flores, Midway/Bethesda/Dunham became a joint project with DART, TRDOT, and Adison. He has asked for an accounting, but DART has yet to comply.

Source: DART findings and payments - DART spreadsheet - Adison General Ledger - Audit Worksheets

Additional actual expenditures - Adison General Ledger - Audit Worksheets

Source: DART findings and payments - DART spreadsheet - Adison General Ledger - Audit Worksheets

Additional actual expenditures - Adison General Ledger - Audit Worksheets

Source: DART findings and payments - DART spreadsheet - Adison General Ledger - Audit Worksheets

Additional actual expenditures - Adison General Ledger - Audit Worksheets

Source: DART findings and payments - DART spreadsheet - Adison General Ledger - Audit Worksheets

Additional actual expenditures - Adison General Ledger - Audit Worksheets

Source: DART findings and payments - DART spreadsheet - Adison General Ledger - Audit Worksheets

Additional actual expenditures - Adison General Ledger - Audit Worksheets

Source: DART findings and payments - DART spreadsheet - Adison General Ledger - Audit Worksheets

Additional actual expenditures - Adison General Ledger - Audit Worksheets

Source: DART findings and payments - DART spreadsheet - Adison General Ledger - Audit Worksheets

Additional actual expenditures - Adison General Ledger - Audit Worksheets

Source: DART findings and payments - DART spreadsheet - Adison General Ledger - Audit Worksheets

Additional actual expenditures - Adison General Ledger - Audit Worksheets

Source: DART findings and payments - DART spreadsheet - Adison General Ledger - Audit Worksheets

Additional actual expenditures - Adison General Ledger - Audit Worksheets

Source: DART findings and payments - DART spreadsheet - Adison General Ledger - Audit Worksheets

Additional actual expenditures - Adison General Ledger - Audit Worksheets

Source: DART findings and payments - DART spreadsheet - Adison General Ledger - Audit Worksheets

Additional actual expenditures - Adison General Ledger - Audit Worksheets

Source: DART findings and payments - DART spreadsheet - Adison General Ledger - Audit Worksheets

Additional actual expenditures - Adison General Ledger - Audit Worksheets

20-13-00

DART Funding Analysis

Project	Project Number	1990	1991	1992	1993	1994	1995	1996	1997	1998	1999	2000	Total Approved Funding	Actual Received	Actual Expenditures	Excess (Deficient) Balance	Programmed Funds Not Paid
Beltline/Monster	41900	125,000.00					(37,298.17)						87,741.83	87,741.83	89,132.31	18,809.52	-
Thompson's Place	42900			37,500.00									37,500.00	37,500.00	39,485.89	(1,985.89)	-
Beltline/Addison Rd.	42901	132,999.99	63,040.00				(31,947.64)						164,052.35	164,052.36	197,845.84	(3,793.59)	-
Beltline/Monster	42902	549,999.99				250,000.00			(41,358.80)				758,640.14	758,640.14	758,427.84	212.50	-
<del>Beltline/Monster</del>	<del>42903</del>	<del>125,000.00</del>	<del>63,040.00</del>	<del>37,500.00</del>	<del>31,947.64</del>	<del>250,000.00</del>	<del>41,358.80</del>	<del>37,298.17</del>	<del>1,000.00</del>	<del>1,000.00</del>	<del>1,000.00</del>	<del>1,000.00</del>	<del>1,000.00</del>	<del>1,000.00</del>	<del>1,000.00</del>	<del>1,000.00</del>	<del>1,000.00</del>
<del>Beltline/Monster</del>	<del>42904</del>	<del>125,000.00</del>	<del>63,040.00</del>	<del>37,500.00</del>	<del>31,947.64</del>	<del>250,000.00</del>	<del>41,358.80</del>	<del>37,298.17</del>	<del>1,000.00</del>	<del>1,000.00</del>	<del>1,000.00</del>	<del>1,000.00</del>	<del>1,000.00</del>	<del>1,000.00</del>	<del>1,000.00</del>	<del>1,000.00</del>	<del>1,000.00</del>
Sideville/Benchwood	44900		41,000.00						(3,211.79)				37,788.20	37,788.20	39,813.71	(1,025.41)	-
Beltline/Tolway	49901				282,000.00								282,000.00	282,000.00	282,841.89	(841.89)	-
Arapaho Rd., Phase I	42302				255,000.00	2,803,000.00	620,556.00		1,483,530.43	548,280.57	1,056,738.00		6,865,108.00	6,865,108.00	7,052,582.33	(187,484.33)	-
Beltline/Business	60301					250,000.00							250,000.00	250,000.00	382,841.48	(142,841.48)	-
Keller Springs/Tolway	44902				228,150.00		89,205.81						295,355.81	295,355.47	295,830.84	(275.47)	0.34
Westgrove/Solom	48900					175,000.00			(45,856.01)				129,143.99	129,143.99	129,143.99	-	-
RR Crossing/Survey	88901							100,000.00		(58,880.00)			43,140.00	43,140.00	44,050.00	(910.00)	-
Beltline/Quorum/Midway	62301	295,806.00					508,000.00		850,000.00				1,653,806.00	170,000.00	399,787.83	(189,787.83)	1,453,806.00
Addison Rd/Excel	66300							340,000.00					309,000.00	99,200.00	35,859.02	33,540.98	236,800.00
Midway/Dodley	74900								130,000.00	(8,984.84)			129,015.16	129,015.16	129,135.06	900.00	-
Keller Spgs/Addison R.	78300									250,000.00	100,000.00		350,000.00	350,000.00	138,780.80	211,219.10	-
Keller Spgs/Quorum	86300								250,000.00	65,824.94	44,175.06		360,000.00	360,000.00	244,275.48	115,724.52	-
Sojourn/Westgrove	88300											40,000.00	40,000.00	40,000.00	255.00	39,745.00	-
Beltline/Tolway - Single point								50,000.00	268,000.00				318,000.00	102,800.00	-	102,800.00	216,200.00
Traffic Signal Improv.		20,400.00											20,400.00	20,400.00	20,400.00	-	-
Totals													12,205,138.85	10,288,522.64	10,384,528.84	(182,895.82)	1,906,806.34

NET INTERESTED

\* ? on \$ 50k

Net total completed projects and suspended projects  
Other funding  
Developer Contributions - Beltline/Business  
Final payoff - Arapaho Rd - Phase I  
Net adjusted total completed projects and suspended projects

(182,895.82)  
60,878.18  
50,000.00  
(72,016.86)

Notes:  
These intersection improvements were recorded to the General Ledger as one project.  
DART expenditures in the General Ledger for 1990 and 1991 are not clearly defined by project. All DART related costs were combined under one project code.  
Negative funding reported above denotes transfers from one project to another approved by DART.  
In the early years, DART reimbursed the Town for costs incurred. In about 1997, DART began funding projects upfront. The collection of data to submit expenditures to DART prior to 1997 was the responsibility of Public Works department, and the method to gather such information is not clear. This may explain the difference between General Ledger actual expenditures and the reimbursements by DART for this period of time.  
Beltline/Business intersection project shows a deficient balance of \$142,841.48. Developer contributions were received in the amount of \$90,878.18 (principal & interest) which can offset a portion of this balance.  
04-24-00: Per Jim Pierce, Midway/Beltline/Quorum became a joint project with DART, TxDot, and Addison. To the best of his knowledge, DART has spend money from this account directly. He has asked for an accounting, but DART has yet to comply.

COMPLETED  
SUSPENDED  
IN PROGRESS

THRU ARAP. RD.  
PHASE I.

Projects Redlined are closed  
Jeff  
7-7-00

Source: DART fundings and payments - DART spreadsheet - Addison Capital Assistance Program  
Addison actual expenditures - Addison General Ledger - Audit Workpapers



**Jim Pierce**

---

**From:** Sandra Goforth  
**Sent:** Friday, June 23, 2000 10:30 AM  
**To:** Michael Murphy; Jim Pierce  
**Subject:** Streets Capital Project Fund

Attached are the analyses for our meeting on Monday. Call if you have any questions.



Street CPF analysis.xls



st cpf fund balance  
analysis.x...



dart2000.xls

Sandra Goforth  
Accounting Manager  
972-450-7064

**Street Capital Project Fund  
Fund Balance Analysis  
Period ending June 15, 2000**

<b>Fund balance, beginning of year</b>	<u>\$ 7,801,051.00</u>
<b>Add DART deferred revenue:</b>	
Beltline Tollway	102,800.00
Beltline/Midway/Quorum	85,000.00
Addison Rd/Excel	69,200.00
Addison Rd/Keller Springs	169,948.13
Keller Springs/Quorum	<u>258,284.52</u>
Total deferred revenue	<u>685,232.65</u>

*pd to date*  
*?*  
*pd to date*

*Money received but not spent*

<b>Add DART current year funding:</b>	
Arapaho Rd	143,849.00
Arapaho Rd	50,000.00
Beltway/Midway/Quorum	189,767.93
Sojourn/Westgrove	40,000.00
Total current year funding	<u>423,636.93</u>

Approved/not received	
Not requested	

*Addison Rd?*

<b>Less DART current year expenditures:</b>	
Arapaho Rd, Phase I	(331,333.33)
Addison Rd/Keller Springs	(47,257.03)
Keller Springs/Quorum	(174,375.06)
Beltline/Midway/Quorum	(7,343.25)
Sojourn/Westgrove	(255.00)
Addison Rd/Excel	(35,659.02)
Total current year expenditures	<u>(596,222.69)</u>

<b>Less DART outstanding contracts:</b>	
Keller Springs/Quorum	(78,361.59)
Addison Rd/Keller Springs	-
Total outstanding contracts:	<u>(78,361.59)</u>

*Belt Line Midway/Quorum*

<b>Less Bond current year expenditures:</b>	
S. Quorum Access	(193,013.77)
Addison Road Widening	(22,027.82)
Total current year expenditures	<u>(215,041.59)</u>

<b>Less Bond outstanding contracts:</b>	
S. Quorum Access	(959,056.22)
Addison Road Widening	(112,551.38)
Total outstanding contracts	<u>(1,071,609.60)</u>

*EMW*

<b>Add General fund budget transfers:</b>	
Addison Circle IIB	<u>325,000.00</u>

Street Capital Project Fund  
Fund Balance Analysis  
Period ending June 15, 2000

**Less General fund expenditures:**

Addison Circle II	
Utilities	(27,918.66)
Paving	(3,800.99)
Streetscape	(7,249.67)
Addison Circle IIB	
Utilities	(56,979.73)
Paving	(48,969.28)
Streetscape	(48,369.72)
Spectrum Connection	(26,400.00)
Morris Rd. Extension	(2,171.98)
Total General fund expenditures	<u>(221,860.03)</u>

**Less General fund outstanding contracts:**

Addison Circle II	
Utilities	(284.64)
Paving	(12,145.40)
Streetscape	(13,675.64)
Addison Circle IIB	
Utilities	(14,414.58)
Paving	(25,925.39)
Streetscape	(125,958.32)
Morris Rd. Extension	(724.02)
Total outstanding contracts	<u>(193,127.99)</u>

*RRXIMS*

**Add unapplied credit:**

1999 Asphalt Paving	<u>4,670.42</u>
---------------------	-----------------

<b>Add interest earnings at 04-30-00</b>	<u>260,698.07</u>
--	-------------------

<b>Fund balance, ending</b>	<u><u>\$ 7,124,065.58</u></u>
-----------------------------	-------------------------------

**Fund balance allocation:**

<b>Dart</b>	
Addison Rd/Excel	33,540.98
Addison Rd/Keller Springs	211,219.10
Keller Springs/Quorum	115,754.52
Sojourn/Westgrove	39,745.00
Total Dart	<u>400,259.60</u>

*Addison Rd widening*

**Bond Proceeds**

S. Quorum Access	1,853,594.97
Addison Rd. Widening	2,191,955.80
Arbitrage rebate liability	160,000.00
Total bond proceeds	<u>4,205,550.77</u>

**General fund budget transfers**

Addison Circle IIB	<u>170,681.27</u>
--------------------	-------------------

<b>Fund balance allocated</b>	<u><u>\$ 4,776,491.84</u></u>
-------------------------------	-------------------------------

Street Capital Project Fund  
Fund Balance Analysis  
Period ending June 15, 2000

Fund balance unallocated

\$ 2,347,573.94

### Analysis of Fund Balances

<u>Fiscal Year</u>	<u>Ending Fund Balance</u>	<u>DART Proceeds</u>	<u>Interest Income</u>	<u>Developer Contributions</u>	<u>Bond Proceeds</u>	<u>Xfer from Gen. Fund</u>	<u>Const. Costs</u>
1995	267,368						
1996	3,020,792	1,221,326	269,809	94,370	6,115,035	-	4,947,476
1997	2,897,072	1,213,327	178,748	43,179	-	1,033,000	2,591,974
1998	6,337,234	1,011,056	457,886	-	4,749,450	786,000	3,564,230
1999	7,801,051	4,466,283	490,905	200,071	-	600,000	4,293,743
<b>Totals</b>		<b>7,911,992</b>	<b>1,397,348</b>	<b>337,620</b>	<b>10,864,485</b>	<b>2,419,000</b>	<b>15,397,423</b>





**PUBLIC WORKS DEPARTMENT**

Post Office Box 9010 Addison, Texas 75001-9010

(972) 450-2871

16801 Westgrove

June 19, 2000

Mr. Trip Brizell  
Capital Programming Senior Manager  
Dallas Area Rapid Transit  
P.O. Box 660163  
Dallas, TX 75266-0163

Re: Addison LAP/CMS Funding

Dear Mr. Brizell:

As per DART Board approval of our LAP/CMS Funding Applications, this is to request a check for \$333,706.00 for the following projects:

Arapaho Road Realignment and Extension	\$50,000.00
Addison Road Widening**	\$245,956.00
Technical Assistance	<u>\$37,750.00</u>
Total	\$333,706.00

(\*\* This project is in the design stage)

Please call me at 972-450-2879 if you have any questions.

Very truly yours,

Town of Addison

James C. Pierce, Jr., P.E.  
Assistant City Engineer

cc: Chris Terry, Assistant City Manager  
Mike Murphy, P.E., Director of Public Works

**Jim Pierce**

---

**From:** Sandra Goforth  
**Sent:** Friday, April 21, 2000 1:55 PM  
**To:** Randy Moravec  
**Cc:** Jim Pierce  
**Subject:** DART Funding Analysis

Attached is the completed spreadsheet reflecting the information you want to track for DART. We could provide detailed funding, receipts and expenditures for each current DART project. As you can see, this spreadsheet includes all DART projects since the beginning of time.



dart2000.xls

Sandra Goforth  
Accounting Manager  
972-450-7064



DART Funding Analysis

4-24-00

Project	Project Number	1990	1991	1992	1993	1994	1995	1996	1997	1998	1999	2000	Total Approved Funding	Actual Received	Actual Expenditures	Excess (Deficient) Balance	Programmed Funds Not Paid
Bellline/Monfort	11300	125,000.00					(37,258.17)						87,741.83	87,741.83	69,132.31	18,609.52	-
Thoroughfare Plan	12300			37,500.00									37,500.00	37,500.00	39,485.86	(1,985.86)	-
Bellline/Addison Rd	12301	132,960.00	63,040.00				(31,847.64)						164,052.36	164,052.36	167,845.94	(3,793.58)	-
Bellline/Marsh	13300	550,000.00				250,000.00			(41,359.86)				758,640.14	758,640.14	704,274.61	54,365.53	-
Addison Rd/Westgrove	26300		125,000.00						(13,497.64)				111,502.36	111,502.36	91,327.36	19,685.00	-
Midway/Bellway	26300		45,000.00						(32,675.00)				12,325.00	12,325.00	2,925.00	9,400.00	-
Midway/Greenhill	26300		70,000.00						(20,720.00)				49,280.00	49,280.00	4,280.00	45,000.00	-
Midway/Lindberg	26300		150,000.00						(139,170.00)				10,830.00	10,830.00	10,830.00	0.00	-
Sidewalk/Benchpads	34300		41,000.00						(3,211.70)				37,788.30	37,788.30	41,309.53	(3,521.23)	-
Bellline/Tollway	42301				262,000.00				50,000.00	259,000.00			581,000.00	364,800.00	263,552.13	101,247.87	216,200.00
Arapaho Rd., Phase I	42302				255,000.00	2,903,000.00	620,559.00		1,483,530.43	546,280.57	1,056,738.00		6,865,108.00	6,865,108.00	6,970,481.70	(105,373.70)	-
Bellline/Business	43301					250,000.00							250,000.00	250,000.00	392,641.48	(142,641.48)	-
Keller Springs/Tollway	44302				226,150.00		69,205.81						295,355.81	295,355.47	354,100.77	(58,745.30)	0.34
Westgrove/Sojourn	46300					175,000.00			(45,856.01)			40,000.00	169,143.99	169,143.99	126,571.19	42,572.80	-
RR Crossing/Surveyor	53301						100,000.00		(56,860.00)				43,140.00	43,140.00	44,050.00	(910.00)	-
Bellline/Quorum/Midway	62301	265,606.00					508,000.00		850,000.00				1,623,606.00	170,000.00	361,341.13	(191,341.13)	1,453,606.00
Addison Rd/Excel	66300						345,000.00					40,000.00	306,000.00	69,200.00	35,659.02	33,540.98	236,800.00
Midway/Dooley	74300								135,000.00	(8,964.94)			126,035.06	126,035.06	125,135.06	900.00	-
Keller Spgs/Addison Rd	76300									250,000.00	100,000.00		350,000.00	350,000.00	131,088.58	218,911.42	-
Keller Spgs/Quorum	86300								250,000.00	65,824.94	44,175.06		360,000.00	360,000.00	149,808.83	210,191.17	-
Traffic Signal Improve.		20,400.00											20,400.00	20,400.00	-	20,400.00	-

Notes:

These intersection improvements were recorded to the General Ledger as one project.

DART expenditures in the General Ledger for 1990 and 1991 are not clearly defined by project. All DART related costs were combined under one project code.

Negative funding reported above denotes transfers from one project to another approved by DART.

In the early years, DART reimbursed the Town for costs incurred. In about 1997, DART began funding projects upfront. The collection of data to submit expenditures to DART prior to 1997 was the responsibility of Public Works department, and the method to gather such information is not clear. This may explain the difference between General Ledger actual expenditures and the reimbursements by DART for this period of time.

Bellline/Business Intersection project shows a deficient balance of \$142,641.48. Developer contributions were received in the amount of \$60,878.16 (principal & interest) which can offset a portion of this balance.

*Show as a Separate Project Sojourn/Westgrove Proj # 06300*

\* This project became a joint project with DART, Tx DOT and Addison. To the best of my knowledge, DART has spent money out of this project account directly. I have asked for an accounting of this, to no avail. *Jeff?*

DART Funding Analysis

APPROVED FUNDING

Project	Project Number	1990	1991	1992	1993	1994	1995	1996	1997	1998	1999	2000	Total Approved Funding	Actual Received	Actual Expenditures	Excess (Deficient) Balance	Programmed Funds Not Paid
Beltline/Montfort	11300	125,000.00					(37,258.17)						87,741.83	87,741.83	69,132.31	18,609.52	-
Thoroughfare Plan	12300			37,500.00									37,500.00	37,500.00	39,485.86	(1,985.86)	-
Beltline/Addison Rd	12301	132,960.00	63,040.00				(31,947.64)						164,052.36	164,052.36	167,845.94	(3,793.58)	-
Beltline/Marsh	13300	550,000.00				250,000.00			(41,359.86)				758,640.14	758,640.14	704,274.61	54,365.53	-
Addison Rd/Westgrove	20300		125,000.00						(13,497.66)				111,502.34	111,502.36	91,927.38	19,575.00	-
Midway/Selway	20300		45,000.00						(42,025.00)				2,975.00	2,975.00		2,975.00	-
Midway/Greethill	20300		73,000.00						(69,421.00)				4,280.00	4,280.00		4,280.00	-
Midway/Inberg	20300		150,000.00						(139,170.00)				10,830.00	10,830.00		10,830.00	-
Sidewalk/Benchpads	34300		41,000.00						(3,211.70)				37,788.30	37,788.30	41,309.53	(3,521.23)	-
Beltline/Tollway	42301				262,000.00				50,000.00	269,000.00			581,000.00	364,800.00	263,552.13	101,247.87	216,200.00
Arapaho Rd., Phase I	42302				255,000.00	2,903,000.00	620,559.00		1,483,530.43	546,280.57	1,056,738.00		6,865,108.00	6,865,108.00	6,970,481.70	(105,373.70)	-
Beltline/Business	43301					250,000.00							250,000.00	250,000.00	392,641.48	(142,641.48)	-
Keller Springs/Tollway	44302				226,150.00		69,205.81						295,355.81	295,355.47	354,100.77	(58,745.30)	0.34
Westgrove/Sojourn	46300					175,000.00			(45,856.01)			40,000.00	169,143.99	169,143.99	126,571.19	42,572.80	-
RR Crossing/Surveyor	53301						100,000.00		(56,860.00)				43,140.00	43,140.00	44,050.00	(910.00)	-
Beltline/Quorum/Midway	62301	265,606.00				508,000.00		850,000.00					1,623,606.00	170,000.00	361,341.13	(191,341.13)	1,453,606.00
Addison Rd/Excel	66300						346,000.00					(40,000.00)	306,000.00	69,200.00	35,659.02	33,540.98	236,800.00
Midway/Dooley	74300							135,000.00	(8,964.94)				126,035.06	126,035.06	125,135.06	900.00	-
Keller Spgs/Addison Rd	76300								250,000.00	100,000.00			350,000.00	350,000.00	131,088.58	218,911.42	-
Keller Spgs/Quorum	86300							250,000.00	65,824.94	44,175.06			360,000.00	360,000.00	149,608.83	210,391.17	-
Traffic Signal Improve.		20,400.00											20,400.00	20,400.00	-	20,400.00	-

Where is this money?  
Where paid from?

Notes:

These intersection improvements were recorded to the General Ledger as one project.

DART expenditures in the General Ledger for 1990 and 1991 are not clearly defined by project.  
All DART related costs were combined under one project code.

Negative funding reported above denotes transfers from one project to another approved by DART.

In the early years, DART reimbursed the Town for costs incurred. In about 1997, DART began funding projects upfront. The collection of data to submit expenditures to DART prior to 1997 was the responsibility of Public Works department, and the method to gather such information is not clear. This may explain the difference between General Ledger actual expenditures and the reimbursements by DART for this period of time.

Beltline/Business Intersection project shows a deficient balance of \$142,641.48. Developer contributions were received in the amount of \$60,878.16 (principal & interest) which can offset a portion of this balance.

ADDITIONAL CAPITAL ASSISTANCE PROGRAM

PROJECT #	PROJECT NAME	DATE APPROVED	APPROVED AMOUNT	AMOUNT TO BE REPROGRAMMED	EXPENDITURES DURING FY13-14		EXPENDITURES DURING FY15		EXPENDITURES DURING FY16		EXPENDITURES DURING FY17		EXPENDITURES DURING FY18		EXPENDITURES DURING FY19		TOTAL AMOUNT PAID FOR PROJECT	PROGRAMMED FUNDS NOT YET PAID	
					FY13-14	FY15	FY16	FY17	FY18	FY19	FY19	FY19							
	Per Resolution 8807A, the Board approved an additional allocation to take effect in 1999. This is actually a transfer from Class to fund a shortage in CAP.	04/1/99	\$4,084.43																
STAFF APPROVAL	Addison Road/Excel Way Intersection Improvements (per Resolution 960194)	10/22/96	\$346,000.00																
	Payment	09/28/98																	
	Per Staff Approval, transfer \$40,000 to fund a new LAJPCMS project																		
	Westgrove/Sigourn Intersection Improvements	02/23/00	(\$40,000.00)																
	Subtotal This Project		\$306,000.00																\$238,800.00
	TRANSFER TO CAP ACCOUNT FOR PAVEMENT MGMT. & THOROUGHFARE PLAN																		
	FARE PLAN	12/19/89	\$18,712.40																
	STAFF SALARIES	10/01/90	\$5,859.60																
	Project Completed		\$24,572.00																\$0.00
	TRANSFER TO TRIP ACCOUNT TO HELP FUND SALARY FOR CITY ENGINEER																		
	Project Completed	10/23/90	\$4,672.93																\$0.00
	Subtotal This Project		\$4,672.93																\$0.00
	Belt Line - Quorum/Alley Intersections																		
	PAV PROJECT	10/23/90	\$187,000.00																\$187,000.00
	Belt Line/Quorum	10/23/90	\$78,606.00																\$78,606.00
	Belt Line/Milvory	04/11/95	\$508,000.00																\$508,000.00
	Right-of-Way Acquisition		\$773,606.00																
	Subtotal This Project		\$1,332,606.00																
	BELT LINE/ADDISON RD INTERSECT																		
	ADDITIONAL FUNDS	11/26/91	\$63,040.00																
	Payment	03/17/93																	
	Payment	10/04/94																	
	Project Completed Under Budget and funds transferred to the Keller Springs/Alley Dallas Tollway Project	04/11/95																	
	Subtotal This Project	04/11/95	(\$31,947.64)																
	Subtotal This Project		\$164,052.36																\$0.00
	MONTFORT/BELT LINE INTERSECT																		
	Payment	10/23/90	\$125,000.00																
	Payment	03/17/93																	
	Payment	02/10/94																	
	Payment	10/04/94																	
	Payment	04/11/95																	
	Project Completed Under Budget and funds transferred to the Keller Springs/Alley Dallas Tollway Project	04/11/95																	
	Subtotal This Project	04/11/95	(\$37,258.17)																
	Subtotal This Project		\$87,741.83																
	TRAFFIC SIGNAL IMPROVEMENTS																		
	Project Completed 10/4/94	10/23/93	\$20,400.00																
	Project Completed	10/04/94																	
	Subtotal This Project		\$20,400.00																\$0.00
	SIDEWALK/BIUS BENCH PADS																		
	Project Completed Under Budget	11/26/91	\$41,000.00																
	Project Completed Under Budget	04/11/95																	
	Use the reprogrammed money according to Resolution 8970172 per Tom Ryden; Reprogram \$3,211.70 into the Arapaho Road Realignment project. Project to remain closed.	09/09/97	(\$3,211.70)																
	Subtotal This Project		\$37,788.30																
	Subtotal This Project		\$123,000.00																
	ADDISON/WESTGROVE INTERSECT.																		
	Payment	11/26/91	\$9,500.00																
	Payment	03/17/93																	
	Payment	04/11/95																	
	Payment	03/14/96																	
	Payment and project completed. Reprogram balance per 9/27/96 letter	10/22/96																	
	Subtotal This Project		\$86,955.16																
	Subtotal This Project		\$14,163.23																
	Subtotal This Project		\$111,892.36																\$0.00

ADDISON/CAPITAL ASSISTANCE PROGRAM

PROJECT #	PROJECT NAME	DATE APPROVED	APPROVED AMOUNT	AMOUNT TO BE REPROGRAMMED	EXPENDITURES DURING FY19-20	EXPENDITURES DURING FY19-21	EXPENDITURES DURING FY19-22	EXPENDITURES DURING FY19-23	EXPENDITURES DURING FY19-24	EXPENDITURES DURING FY19-25	EXPENDITURES DURING FY19-26	EXPENDITURES DURING FY19-27	EXPENDITURES DURING FY19-28	EXPENDITURES DURING FY19-29	EXPENDITURES DURING FY19-30	PROGRAMMED FUNDS NOT YET PAID
	Use the reprogrammed money according to Resolution #970172 per Tom Ryden. Reprogram \$13,407.64 into the Arapaho Road Realignment project. Project to remain closed.	09/09/97	(\$13,407.64)													
	<b>SUBTOTAL THIS PROJECT</b>		<b>\$111,592.38</b>													
	MIDWAY/LINDBERG INTERSECT. Payment	11/26/91 03/17/93	\$150,000.00						\$10,830.00							\$0.00
	Per Resolution #970172, apply the remaining funds to help program project Arapaho Rd. Realignment Ext. Remainder of this project (Midway/Lindberg) will be funded by Dallas County. Close project per Jim Pierce.	09/09/97	(\$139,170.00)													
	<b>SUBTOTAL THIS PROJECT</b>		<b>\$10,830.00</b>													
	MIDWAY/BELTWAY INTERSECT. Payment	11/26/91 03/17/93	\$45,000.00						\$2,925.00							
	Per Resolution #970172, apply the remaining funds to help program project Arapaho Rd. Realignment Ext. Remainder of project will be funded by Dallas County. Close project per Jim Pierce.	09/09/97	(\$42,075.00)													\$0.00
	<b>SUBTOTAL THIS PROJECT</b>		<b>\$2,925.00</b>													
	MIDWAY/GREENHILL INTERSECT. Payment	11/26/91 03/17/93	\$75,000.00						\$4,280.00							
	Per Resolution #970172, apply the remaining funds to help program project Arapaho Rd. Realignment Ext. Remainder of project will be funded by Dallas County. Close project per Jim Pierce.	09/09/97	(\$70,720.00)													\$0.00
	<b>SUBTOTAL THIS PROJECT</b>		<b>\$4,280.00</b>													
	BELTINGER/SHILN INTERSECT. Additional Funds	11/26/91 03/17/93	\$550,000.00						\$19,590.00							
	Payment	03/17/93	\$250,000.00						\$635,626.80							
	Payment	10/04/94														
	Payment	04/11/95														
	Payment and project completed. Program remaining balance per 9/27/96 letter	03/14/96								\$86,845.27						
	Use the reprogrammed money according to Resolution #970172 per Tom Ryden. Reprogram \$41,359.86 into the Arapaho Road Realignment project. Project to remain closed.	10/22/96								\$11,153.07						\$0.00
	<b>SUBTOTAL THIS PROJECT</b>		<b>\$758,640.14</b>													
	<b>TRANSFER TO TAPFOR CITY ENGINEER/PLANNER POSITION</b>															
	<b>SUBTOTAL THIS PROJECT</b>		<b>\$8,701.00</b>													
	THOROUGHFARE PLAN Payment	11/26/91 09/30/94	\$8,701.00						\$8,701.00							
	Payment	2/25/92 03/17/93 11/01/93	\$37,500.00						\$33,750.00							\$0.00
	<b>SUBTOTAL THIS PROJECT</b>		<b>\$37,500.00</b>													
	BELT LINE/DALLAS NORTH TOLLWAY INTERSECTION Payment	06/22/93 11/01/93	\$262,000.00						\$13,770.00							
	Payment	02/10/94							\$3,870.00							
	Payment	04/11/95														
	Payment and Project Completed per 9/27/96 letter	03/14/96														
	<b>SUBTOTAL THIS PROJECT</b>		<b>\$262,000.00</b>							\$120.00	\$238,217.72					\$0.00
	KELLER SPRINGS/DALLAS NORTH TOLLWAY INTERSECTION Payment	6/22/93 04/11/95	\$226,150.00						\$35,625.00							
	Additional funds transferred from Belt Line/Market and Belt Line															

PROJECT #	PROJECT NAME	DATE APPROVED	APPROVED AMOUNT	AMOUNT TO BE REPROGRAMMED	EXPENDITURES					TOTAL AMOUNT PER PROJECT	PROGRAMMED FUNDING NOT YET PAID		
					FY84-85	FY85-86	FY86-87	FY87-88	FY88-89				
					FY89-90	FY90-91	FY91-92	FY92-93	FY93-94				
	<b>ADDISON RTR PROJECTS</b>		\$60,200.87										
	Payment and Project Completed	03/14/96	\$295,355.47										
	<b>SUBTOTAL THIS PROJECT</b>		\$295,355.47										\$295,355.47
	<b>EXT ARAPAHO FROM NO DRIVERS TOLLWAY TO MARSH LAINE PHASE I</b>												
	Payment	10/22/96	\$255,000.00										
	<b>SUBTOTAL THIS PROJECT</b>		\$255,000.00										\$255,000.00
	<b>RESTIGROVE/SOJOURN INTER IMPV.</b>												
	Payment	02/10/94	\$175,000.00										
	Payment	04/19/95											
	Payment	03/14/96											
	Use the reprogrammed money according to Resolution #970172 per Tom Ryden.	10/22/96											
	Reprogram \$45,856.01 into the Arapaho Road Realignment project. Project to remain closed.												
	<b>SUBTOTAL THIS PROJECT</b>		\$175,000.00										\$175,000.00
	<b>ARAPAHO REALIGNMENT/EXTENSION</b>												
	Additional Funds	02/10/94	\$803,000.00										
	Additional Funds	09/13/94	\$1,200,000.00										
	Payment	10/01/94	\$990,000.00										
	Additional Funds	04/11/95											
	Payment	03/14/96	\$630,569.00										
	Additional Funds	10/01/95											
	Payment	05/20/96											
	Additional Funds per Resolution #970172	09/09/97	\$283,138.22										
	Transferred \$139,170 from the Midway/Lineberg project to fund this (Arapaho) project per Resolution #970172	08/09/97	\$139,170.00										
	Transferred \$42,075 from the Midway/Bellevue project to fund this (Arapaho) project per Resolution #970172	05/09/97	\$42,075.00										
	Transferred \$70,720 from the Midway/Cresthill project to fund this (Arapaho) project per Resolution #970172	09/09/97	\$70,720.00										
	Continued on LAPICMS with a programmed amount of \$944,862.	09/09/97							\$1,014,626.00				
	Payment	09/12/97											
	Transfer from Bell Line/Marsh Ln. project per Resol. #970172	08/09/97	\$41,389.86										
	Transfer from Westgrove/Sojourn project per Resol. #970172	09/09/97	\$45,856.01										
	Transfer from Sidewalk Bus Bench Pads project per Resol. #970172	09/09/97	\$3,211.70										
	Transfer from Addison/Westgrove project per Resol. #970172	09/09/97	\$13,407.64										
	Payment	02/18/98	\$4,182,487.43										\$4,182,487.43
	<b>SUBTOTAL THIS PROJECT</b>		\$4,182,487.43										\$4,182,487.43
	<b>BELL LINE RD.7 BUSINESS DR.</b>												
	Additional Funds	02/10/94	\$200,000.00										
	Additional Funds	10/01/94	\$300,000.00										
	Payment (and Project Complete)	04/12/95	\$250,000.00										
	<b>SUBTOTAL THIS PROJECT</b>		\$250,000.00										\$250,000.00
	<b>TOTAL</b>		\$7,707,298.81	\$0.00	\$24,612.00	\$4,812.83	\$1,547,252.54	\$435,230.52	\$1,760,785.13	\$1,063,594.55	\$2,468,184.73	\$0.00	\$6,696,892.81
	<b>TOTAL DISBURSEMENTS ALL YEARS</b>		\$7,707,298.81	\$0.00	\$24,612.00	\$4,812.83	\$1,547,252.54	\$435,230.52	\$1,760,785.13	\$1,063,594.55	\$2,468,184.73	\$0.00	\$6,696,892.81

Project(s) Completed/Closed

SUMMARY STATUS REPORT: J01/98  
(CAP ASSISTANCE FUNDS - ONLY)

FUNDS PROGRAMMED \$7,707,298.81

PROJECTS	PROJECT NAME	DATE APPROVED	APPROVED AMOUNT	AMOUNT TO BE REPROGRAMMED	ADDISON CAPITAL ASSISTANCE PROGRAM										TOTAL AMOUNT PAID PER PROJECT	PROGRAMMED FUNDS NOT YET PAID										
					EXPENDITURES DURING FY85-86	EXPENDITURES DURING FY86-87	EXPENDITURES DURING FY87-88	EXPENDITURES DURING FY88-89	EXPENDITURES DURING FY89-90	EXPENDITURES DURING FY90-91	EXPENDITURES DURING FY91-92	EXPENDITURES DURING FY92-93	EXPENDITURES DURING FY93-94	EXPENDITURES DURING FY94-95			EXPENDITURES DURING FY95-96	EXPENDITURES DURING FY96-97								
	Funds Allocated thru FY 96		\$6,783,370.00																							
	(plus) Interest Earned on Unpaid Balance to end of FY 97		\$1,519,645.00																							
	(plus) Funds transferred from CMS to CAP		\$64,034.43																							
	Total Funds Available		\$7,747,094.43																							
	(less) Total Paid to Date		\$6,896,882.81																							
	(less) Total Transferred to CMS Account Balance		\$40,000.00																							
	(less) Programmed Funds Not Yet Paid		\$1,050,408.82																							
	Unprogrammed Balance (currently available)		\$1,010,408.00																							
			\$0.02																							

*Corrected Copy 4-7-00*

PROJECT #	PROJECT NAME	DATE APPROVED	FUNDS PROGRAMMED	UNPROGRAMMED BALANCE BY PROJECT	EXPENDITURES DURING FY 97	EXPENDITURES DURING FY 98	EXPENDITURES DURING FY 99	EXPENDITURES DURING FY 2000	TOTAL PAID TO DATE	PROGRAMMED FUNDS NOT YET PAID
060040002	STAFF APPROVAL									\$40,000.00
	Westgrove/Sojourn Intersection Improvements per Staff Approval. This is actually a transfer of funds from Addison Road/Excel Parkway Intersection which is a LAP/CAP project, to fund this new project.	02/28/00	\$40,000.00							
	<b>SUBTOTAL THIS PROJECT</b>		<b>\$40,000.00</b>							
060196004	Technical Assistance per Resolution #990142 Payment	08/10/99 08/07/99	\$35,993.00 \$35,993.00			\$35,993.00			\$35,993.00	\$0.00
	<b>SUBTOTAL THIS PROJECT</b>									
	*Per Resolution #990076, transfer \$64,084.43 to CAP to cover a transfer made earlier in the year which left a negative of \$64,084.43 in CAP funds.*	04/14/98								
060219603	Technical Assistance per Resolution #990076 Payment	04/14/98 06/17/98	\$34,000.00 \$34,000.00			\$34,000.00			\$34,000.00	\$0.00
	<b>SUBTOTAL THIS PROJECT</b>									
060319605	Keller Springs/Addison Road Intersection Improvements per Resolution #980076 Payment	04/14/98 08/17/98	\$250,000.00 \$250,000.00			\$250,000.00			\$350,000.00	\$0.00
	Additional funding per Resolution #990142 Payment	08/10/99 08/07/99	\$100,000.00 \$350,000.00			\$100,000.00				
	<b>SUBTOTAL THIS PROJECT</b>									
060419701	(Continuation) Arapaho Realignment/Extension Per Resolution #970172. Payment	06/09/97 10/21/97	\$844,592.00							
	Additional funding per Resolution #980076 Payment	04/14/98 08/17/98	\$546,280.57			\$168,918.40 \$675,673.60			\$2,447,610.57	\$0.00
	Additional funding per Resolution #990142 Payment	08/10/99 08/07/99	\$1,056,738.00			\$110,256.00 \$436,024.57				
	<b>SUBTOTAL THIS PROJECT</b>		<b>\$2,447,610.57</b>			<b>\$1,056,738.00</b>				

PROJECT #	PROJECT NAME	DATE APPROVED	FUNDS PROGRAMMED	UNPROGRAMMED BALANCE BY PROJECT	EXPENDITURES DURING FY 89			EXPENDITURES DURING FY 2000			TOTAL PAID TO DATE	PROGRAMMED FUNDS NOT YET PAID
					EXPENDITURES DURING FY 89	EXPENDITURES DURING FY 89	EXPENDITURES DURING FY 89	EXPENDITURES DURING FY 2000	EXPENDITURES DURING FY 2000	EXPENDITURES DURING FY 2000		
00019703	Belt Line: Quorum & Midway Intersections Per Resolution #970172. Payment <b>SUBTOTAL THIS PROJECT</b>	09/09/97 10/21/97	\$850,000.00 \$850,000.00		\$170,000.00			\$170,000.00			\$170,000.00	\$680,000.00
00019704	Belt Line/Tolway (Single Point Urban Interchange) Per Resolution #970172 Payment Additional funding per Resolution #960076 Payment <b>SUBTOTAL THIS PROJECT</b>	09/09/97 10/21/97 04/14/98 06/17/98	\$50,000.00 \$259,000.00 \$319,000.00		\$50,000.00 \$52,800.00			\$50,000.00 \$52,800.00			\$102,800.00	\$216,200.00
00019702	Technical Assistance Program Per Resolution #970172 Payment <b>SUBTOTAL THIS PROJECT</b>	09/09/97 10/21/97	\$34,000.00 \$34,000.00		\$34,000.00			\$34,000.00			\$34,000.00	\$0.00
00019703	Keller Springs/Quorum Intersection Per Resolution #970172 Payment Per Resolution #90258, transfer remaining (left over) funds from 2 LAMP/CMS projects as shown below. However, there will be no physical transfer of money between the Town of Addison and DART. The Town of Addison will keep the money in their own account.	09/09/97 10/21/97	\$250,000.00		\$250,000.00			\$250,000.00				
None	Railroad Crossing/Surveyor. \$56,860 Midway/Dooley Intersection: \$8,964.94 <b>Actual total programmed for this project: \$315,824.94</b>	11/10/98 11/10/98 11/10/98										
None	Additional funding per Resolution #990142 Payment <b>SUBTOTAL THIS PROJECT</b>	09/10/99 09/07/99	\$44,175.06 \$294,175.06		\$44,175.06			\$44,175.06			\$294,175.06	\$0.00
3	Midway Road & Dooley Intersection Improvements per Resolution #970046 Payment	03/25/97 04/23/97	\$135,000.00		\$135,000.00			\$135,000.00			\$135,000.00	



ADDISON LOCAL ASSISTANCE PROGRAM/CONGESTION MANAGEMENT SYSTEM (LAP/CMS)										
PROJECT #	PROJECT NAME	DATE APPROVED	FUNDS PROGRAMMED	UNPROGRAMMED BALANCE BY PROJECT	EXPENDITURES DURING FY 97	EXPENDITURES DURING FY 98	EXPENDITURES DURING FY 99	EXPENDITURES DURING FY 2000	TOTAL PAID TO DATE	PROGRAMMED FUNDS NOT YET PAID
"	Actual cost of this project was \$126,035.06. The remaining \$8,984.94 will be applied to the Keller Springs/Quorum project per Resolution #980258. The Town of Addison has the actual money. <b>SUBTOTAL THIS PROJECT</b>		\$135,000.00							\$0.00
2	Railroad Crossing Replacement on Surveyor Rd.	10/23/96	\$100,000.00		\$100,000.00				\$100,000.00	\$0.00
"	Actual cost of this project was \$43,140. The remaining \$56,860 will be applied to the Keller Springs/Quorum project per Resolution #980258. The Town of Addison has the actual money. <b>SUBTOTAL THIS PROJECT</b>		\$100,000.00							
1	Technical Assistance Program	10/23/96	\$34,000.00		\$34,000.00				\$34,000.00	\$0.00
	<b>TOTAL</b>		\$4,673,778.63	\$0.00	\$269,000.00	\$2,231,872.57	\$1,238,906.06	\$0.00	\$3,737,578.63	\$936,200.00
					<b>Total Disbursements All Years:</b>		\$3,737,578.63			

\* Completed/Closed

SUMMARY STATUS REPORT: 3/31/04

<b>FUNDS PROGRAMMED</b>	\$4,673,778.63
Funds Allocated for FYs 97 thru 00	\$4,756,735.00
(Plus) Funds transferred to CMS from CAP	\$40,000.00
(less) Total Paid to Date	\$3,737,578.63
(less) Total transferred from CMS to CAP*	\$64,084.43
Account Balance	\$995,071.94
(less) Programmed Funds Not Yet Paid	\$936,200.00
Unprogrammed Balance (currently available)	\$58,871.94

**FUTURE 2001 Projected Allocation: \$1,258,665.00**