

WEST FIELD COURT SERVICE LINE
REPLACEMENT

Oxford

NO. 753 1/3

ESSELTE

10%



Water Line Project Completed



The replacement of water service lines for Westfield Court has been completed on time and on budget. We appreciate your cooperation and hope you did not suffer any inconvenience as the construction progressed through the neighborhood. There have been some concerns over the color of the new concrete patches.

Please note that the new concrete will age and darken with time.


If you have any continuing questions or concerns, please call us at 972/450-2871.

We hope you have a Happy Thanksgiving and joyous holiday season.

Addison Public Works Department



Water Line Project Completed



The replacement of water service lines for Westfield Court has been completed on time and on budget. We appreciate your cooperation and hope you did not suffer any inconvenience as the construction progressed through the neighborhood. There have been some concerns over the color of the new concrete patches. Please note that the new concrete will age and darken with time.

If you have any continuing questions or concerns, please call us at 972/450-2871.

We hope you have a Happy Thanksgiving and joyous holiday season.

Addison Public Works Department



Water Line Project Completed



The replacement of water service lines for Westfield Court has been completed on time and on budget. We appreciate your cooperation and hope you did not suffer any inconvenience as the construction progressed through the neighborhood. There have been some concerns over the color of the new concrete patches.

Please note that the new concrete will age and darken with time.

If you have any continuing questions or concerns, please call us at 972/450-2871.

We hope you have a Happy Thanksgiving and joyous holiday season.

Addison Public Works Department



Water Line Project Completed



The replacement of water service lines for Westfield Court has been completed on time and on budget. We appreciate your cooperation and hope you did not suffer any inconvenience as the construction progressed through the neighborhood. There have been some concerns over the color of the new concrete patches. Please note that the new concrete will age and darken with time.

If you have any continuing questions or concerns, please call us at 972/450-2871.

We hope you have a Happy Thanksgiving and joyous holiday season.

Addison Public Works Department



**TOWN OF ADDISON
PAYMENT AUTHORIZATION MEMO**

DATE: 8/25/09 Claim # _____ Check \$ 5,438.34

Vendor No. _____
 Vendor Name GSWW, Inc.
 Address 1117 SHADY TRAIL
 Address DALLAS, TEXAS 75229
 Address _____
 Zip Code _____

INVOICE # OR DESCRIPTION	FUND	DEPT	OBJ	PROJ	SAC	AMOUNT
	(00)	(000)	(00000)	(00000)	(000)	(\$000,000.00)
<u># 04-08-466</u>	<u>62</u>	<u>000</u>	<u>56570</u>	<u>00000</u>		<u>5,438.34</u>

TOTAL # 5,438.34

EXPLANATION FINAL ENGINEERING SERVICES INVOICE
FOR WESTFIELD COURT WATER SERVICE
REPLACEMENT PROJECT.

Steve Chutkan
 Authorized Signature



GSSW, Inc.
 Civil / Environmental Engineers & Planners
 11117 Shady Trail
 Dallas, Texas 75229

GSSW Invoice No 04-08-466
GSSW Job # 1036-002

DATE: September 23, 2004
BY: Quinn G. Spann, Jr., P.E.

Town of Addison
 Mr. Steve Chutchian, P.E.
 16801 Westgrove Drive (P.O. Box 9010)
 Addison, Tx 75001-9010

PROJECT:
Westfield Court Water Service Replacement

Invoice from Inception through September 17, 2004

FINAL INVOICE

BASIC SERVICES

Hourly not-to-exceed \$11,120.00		Total Billed Hours	Hourly Rate	Total Amount Billed	Previous Amount Invoice	Amount This Invoice
Title						
Quinn Spann, P.E.	Proj. Mang	65.5	\$124.58	\$8,159.99	\$3,176.79	\$4,983.20
Dan DeGroot	Proj. Eng	2.0	\$96.06	\$192.12	\$0.00	\$192.12
Bernard D'souza, EIT	Proj. Eng	26.0	\$77.84	\$2,023.84	\$1,673.56	\$350.28
David Letterbetter	Drafter	18.5	\$43.40	\$802.90	\$802.90	\$0.00
Sue Jester	Clerical	6.0	\$46.60	\$279.60	\$186.40	\$93.20
Total Basic Service				\$11,458.45	\$5,839.65	\$5,618.80
Not to exceed amount				\$11,120.00	\$5,839.65	\$5,280.35

SPECIAL SERVICES

Not-to-exceed \$840.00				
Reimbursable				
Printing & Courier			\$187.99	\$30.00
				\$157.99
This Invoice			\$11,307.99	\$5,869.65
				\$5,438.34

Total Contract Amount \$11,960.00

Amount Billed to Date	\$11,307.99
Amount Previous Invoiced	\$5,869.65
This Invoice (FINAL)	\$5,438.34

O.K. to PAY!
 SZC
 8/25/05

Steve Chutchian

From: Quinn Spann [qspann@gsw-inc.com]
Sent: Tuesday, August 23, 2005 2:24 PM
To: Steve Chutchian
Subject: Unpaid Invoice on Westfield court Water Service Replacement



Invoice-2.xls

Steve,

I apologize for the late notice, but our accounting department has just brought this to my attention.

It appears that our records indicate that GSWW has not received our final payment on the referenced project. This is not the project that we are currently working on, but the one prior to it. I have attached a copy of the invoice that was sent to you on September 23, 2004.

Could you check your records to see if the Town of Addison did in fact pay GSWW? Maybe GSWW has made a mistake.

Once again, I apologize for such a late notice.

Quinn G. Spann, Jr., P.E.
GSWW, Inc.
Civil Engineers
972-620-1255 Ext. 225

*NOTE: OUR RECORDS DO NOT INDICATE
THAT WE RECEIVED THIS INVOICE,
DATED 9/23/04, AND IT HAS NOT
BEEN PAID TO DATE.*

*Steve Chutchian
8/25/05*

DATE SUBMITTED: December 2, 2004
FOR COUNCIL MEETING: December 14, 2004

Council Agenda Item

SUMMARY:

This item is for final payment and acceptance of improvements performed by Davis Excavation, in the amount of \$10,922.50, for the Westfield Court Water Service Replacement Project.

FINANCIAL IMPACT:

Budgeted Amount: \$72,000.00

Construction Cost: \$59,225.00

Source of Funds: Funds are available from the FY 2004-05 Water and Sewer Fund, as indicated in the Five Year Capital Replacement Program.

BACKGROUND:

The Public Works Department previously determined the need to replace existing water service lines in the Westfield Court Addition. This project was a result of numerous water service line breaks that occurred in the area and frequently disrupted service and inconvenienced residents. A contract was awarded to Davis Excavation for construction of this project. The original contract price for these improvements was \$59,225.00. The contractor was able to complete the construction without any change orders or other cost overruns. In addition, this project included an incentive/disincentive provision, whereby, the contractor would be awarded \$250.00 per day for early completion of the project, to a maximum award of \$5,000.00. The Town acknowledged that the contractor successfully completed the project, including punch list items, approximately 22 days early and earned the maximum incentive award of \$5,000.00.

The contractor has submitted his Affidavit of Bills Paid, Consent of Surety Company to Final Payment, One-Year Maintenance Bond, and as-built drawings.

RECOMMENDATION:

Staff recommends that Council authorize final payment of \$10,922.50 to Davis Excavation, and accept construction of the Westfield Addition Water Service Replacement Project.

**TOWN OF ADDISON
PAYMENT AUTHORIZATION MEMO**

DATE: 12/17/04

Claim # _____

Check \$ 10,922.50

Vendor No. _____
 Vendor Name DAMS EXCAVATION
 Address P.O. BOX 1169
 Address VAL ALSTYNE, TEXAS 75495
 Address _____
 Zip Code _____

INVOICE # OR DESCRIPTION	FUND	DEPT	OBJ	PROJ	SAC	AMOUNT
	(00)	(000)	(00000)	(00000)	(000)	(\$000,000.00)
	62	000	58110	00000		10,922.50

TOTAL \$ 10,922.50

EXPLANATION FINAL PAYMENT FOR WESTFIELD COURT
WATER SERVICE REPLACEMENT, AS PER COUNCIL
APPROVAL ON 12/14/04

Steve Chittman
 Authorized Signature

 Finance

APPLICATION AND CERTIFICATION FOR PAYMENT

AIA DOCUMENT G702

PAGE ONE OF ONE PAGES

TO: Owner
 Town Of Addison
 P.O. Box 9010
 Addison, Texas 75001

PROJECT:
 Westfield Court Water Service Replacement

FROM CONTRACTOR:
 Davis Excavation
 P.O. Box 1169
 Van Alstyne, TX 75495

CIVIL ENGINEER:
 CONTRACT FOR: Utility Work

APPLICATION NO: #2 Retainage

PERIOD TO: 17-Dec-04

BID NO: 04-34

CONTRACT DATE: 28-Sep-04

Distribution to:
 OWNER
 ARCHITECT
 CONTRACTOR

SUB CONTRACTOR'S APPLICATION FOR PAYMENT

Application is made for payment, as shown below, in connection with the Contract. Continuation Sheet, AIA Document G703, is attached.

1. ORIGINAL CONTRACT SUM \$ 59,225.00
2. Net change by Change Orders \$ 0.00
3. CONTRACT SUM TO DATE (Line 1 + 2) \$ 59,225.00
4. TOTAL COMPLETED & STORED TO DATE (Column G on G703) \$ 59,225.00
5. RETAINAGE:
 - a. 10 % of Completed Work \$ 0.00
 (Column D + E on G703)
 - b. 10 % of Stored Material \$ 0.00
 (Column F on G703)
 Total Retainage (Lines 5a + 5b or Total in Column I of G703) \$ 0.00
6. TOTAL EARNED LESS RETAINAGE (Line 4 Less Line 5 Total) \$ 59,225.00
7. LESS PREVIOUS CERTIFICATES FOR PAYMENT (Line 6 from prior Certificate)
8. CURRENT PAYMENT DUE \$ 53,302.50
9. BALANCE TO FINISH, INCLUDING RETAINAGE (Line 3 less Line 6) \$ 5,922.50

CHANGE ORDER SUMMARY	ADDITIONS	DEDUCTIONS
Total changes approved in previous months by Owner	\$0.00	\$0.00
Total approved this Month	\$0.00	\$0.00
TOTALS	\$0.00	\$0.00
NET CHANGES by Change Order	\$0.00	

The undersigned Sub Contractor certifies that to the best of the Sub Contractor's knowledge, information and belief the Work covered by this Application for Payment has been completed in accordance with the Contract Documents, that all amounts have been paid by the Sub Contractor for Work for which previous Certificates for Payment were issued and payments received from the Contractor, and that current payment shown herein is now due.


SUB CONTRACTOR:

By: *[Signature]* Date: 17-Nov-04

Drew Davis, President

State of Texas County of: Dallas
 Subscribed and sworn to before me this 17th day of September, 2004
 Notary Public: Mark Brandenburg
 My Commission expires: 23-Feb-08

[Signature]



RETAINAGE NOW DUE

David E. Wible, Pub. Wks. Insp. 11/18/04
Steve Chubburn 12/16/04

CONTINUATION SHEET

AIA DOCUMENT G703

Davis Excavation
P.O. Box 1169
Van Alstyne, TX 75495

AIA Document G702, APPLICATION AND CERTIFICATION FOR PAYMENT, containing

Contractor's signed certification is attached.

In tabulations below, amounts are stated to the nearest dollar.

Use Column I on Contracts where variable retainage for line items may apply.

APPLICATION NO: #2

APPLICATION DATE: 17-Dec-04

PERIOD TO: 17-Nov-04 to 17-Dec-04

ARCHITECT'S PROJECT NO: Bid 04-34

Town Of Addison / Westfield Court Water Service Replacement

A ITEM NO.	B DESCRIPTION OF WORK	C SCHEDULED VALUE	D WORK COMPLETED		E THIS PERIOD	F MATERIALS PRESENTLY STORED (NOT IN D OR E)	G TOTAL COMPLETED AND STORED TO DATE (D+E+F)	H BALANCE TO FINISH (C - G)	I 10% RETAINAGE
			FROM PREVIOUS APPLICATION (D + E)	THIS PERIOD					
1	Perform Water Service Replacements - 23 Ea. @ \$2,575.00 Ea.	\$59,225.00	\$59,225.00	\$0.00	\$0.00	\$0.00	\$59,225.00	\$0.00	\$0.00
WATER SERVICE REPLACEMENT SUBTOTAL:		\$59,225.00	\$59,225.00	\$0.00	\$0.00	\$0.00	\$59,225.00	\$0.00	\$0.00
Change Order Items									
CHANGE ORDER SUBTOTAL:		\$0.00	\$0.00	\$0.00	\$0.00	\$0.00	\$0.00	\$0.00	\$0.00
CONTRACT TOTAL:		\$59,225.00	\$59,225.00	\$0.00	\$0.00	\$0.00	\$59,225.00	\$0.00	\$0.00

Users may obtain validation of this document by requesting of the license a completed AIA Document D401 - Certification of Document's Authenticity

Water Line Project Completed



The replacement of water service lines for Westfield Court has been completed on time and on budget. We appreciate your cooperation and hope you did not suffer any inconvenience as the construction progressed through the neighborhood. There have been some concerns over the color of the new concrete patches.

Please note that the new concrete will age and darken with time.

If you have any continuing questions or concerns, please call us at 972/450-2871.

We hope you have a Happy Thanksgiving and joyous holiday season.

Addison Public Works Department



Water Line Project Completed



The replacement of water service lines for Westfield Court has been completed on time and on budget. We appreciate your cooperation and hope you did not suffer any inconvenience as the construction progressed through the neighborhood. There have been some concerns over the color of the new concrete patches. Please note that the new concrete will age and darken with time.

If you have any continuing questions or concerns, please call us at 972/450-2871.

We hope you have a Happy Thanksgiving and joyous holiday season.

Addison Public Works Department



Water Line Project Completed



The replacement of water service lines for Westfield Court has been completed on time and on budget. We appreciate your cooperation and hope you did not suffer any inconvenience as the construction progressed through the neighborhood. There have been some concerns over the color of the new concrete patches.

Please note that the new concrete will age and darken with time.

If you have any continuing questions or concerns, please call us at 972/450-2871.

We hope you have a Happy Thanksgiving and joyous holiday season.

Addison Public Works Department



Water Line Project Completed



The replacement of water service lines for Westfield Court has been completed on time and on budget. We appreciate your cooperation and hope you did not suffer any inconvenience as the construction progressed through the neighborhood. There have been some concerns over the color of the new concrete patches. Please note that the new concrete will age and darken with time.

If you have any continuing questions or concerns, please call us at 972/450-2871.

We hope you have a Happy Thanksgiving and joyous holiday season.

Addison Public Works Department





**Water Line Project
Completed**



The replacement of water service lines for Westfield Court has been completed on time and on budget. We appreciate your cooperation and hope you did not suffer any inconvenience as the construction progressed through the neighborhood. There have been some concerns over the color of the new concrete patches. Please note that the new concrete will age and darken with time.

If you have any continuing questions or concerns, please call us at 972/450-2871.

We hope you have a Happy Thanksgiving and joyous holiday season.

Addison Public Works Department



Davis Excavation, Inc.

• P.O. Box 1169 • Van Alstyne, Texas 75495 • (214) 733-8042 • (214) 733-8043 Fax

19-Nov-04

Mr. Steven Chutchian, P.E.
Assistant City Engineer
Town Of Addison
P.O. Box 9010
Addison, TX 75001

Re: Westfield Court Water Service Replacement
Bid 04-34

Dear Mr. Chutchian,

Davis Excavation's Contract on the Westfield Court Water Service Replacement project was based on the work being completed in Fifty-Four (54) calendar days. As per the Bid Documents, an Incentive Bonus to expedite the work of \$250.00 per day is to be paid for each day that the work is completed early. This incentive bonus is capped at \$5,000.00.

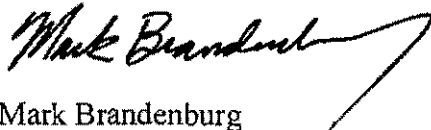
Davis Excavation was given Notice to Proceed by the Town of Addison on 15-Oct-04. Davis completed the work and obtained the Town's acceptance of the work from Dave Wilde, Public Works Inspector, on 16-Nov-04. The total job duration was thirty-three (33) day which is twenty-one days ahead of schedule thereby qualifying Davis to receive the Incentive Bonus. The amount of the incentive payment is calculated below:

21 Days X 250.00 = \$5,250.00
Less Cap Overage = <\$ 250.00>
\$5,000.00 Total Incentive Bonus due Davis Excavation

Please accept this letter as a formal request from Davis Excavation, Inc. for payment of the Incentive Bonus on the Westfield Court Water Service Replacement Contract.

Davis Excavation has enjoyed working with the Town of Addison on this project and looks forward to the opportunity of bidding your future excavation and utility needs.

Sincerely,



Mark Brandenburg
EVP

Attachment – Invoice #743-3

Davis Excavation, Inc.

P.O. Box 1169
Van ALstyne, TX 75495
(214)733-8042 ofc
(214)733-8043 fax

Invoice

Date	Invoice #
11/19/2004	743-3

Bill To
Town of Addison 5350 Belt Line Rd Addison, Texas 75001

P.O. No.	Terms	Project
	Net 30	743 Westfield Court ...

Description	Qty	Rate	Amount
Incentive Bonus to Expedite Work Capped at \$5,000	1	5,000.00	5,000.00

Total		\$5,000.00
Payments/Credits		\$0.00
Balance Due		\$5,000.00

Davis Excavation, Inc.

• P.O. Box 1169 • Van Alstyne, Texas 75495 • (214) 733-8042 • (214) 733-8043 Fax

19-Nov-04

Mr. Steven Chutchian, P.E.
Assistant City Engineer
Town Of Addison
P.O. Box 9010
Addison, TX 75001

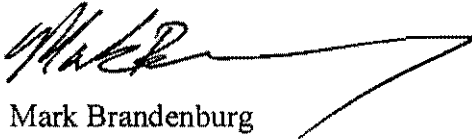
Re: Bore @ 4025 Rive

Dear Mr. Chutchian,

As we discussed in yesterday's meeting, the Town of Addison directed Davis Excavation to perform a Bore at 4025 Rive. We have now completed the work. Attached is Davis Excavation's Invoice #ADDI11904 in the amount of \$800.00.

Please give us a call for any future excavation and utility needs that you may have.

Sincerely,



Mark Brandenburg
EVP

Attachment – Invoice #ADDI11904

Davis Excavation, Inc.

P.O. Box 1169
Van ALstyre, TX 75495
(214)733-8042 ofc
(214)733-8043 fax

Invoice

Date	Invoice #
11/19/2004	ADDI11904

Bill To
Town of Addison 5350 Belt Line Rd Addison, Texas 75001

P.O. No.	Terms
	Net 30

Description	Qty	Rate	Amount
Bore at 4025 Rive, Addison, Texas	1	800.00	800.00

Total	\$800.00
Payments/Credits	\$0.00
Balance Due	\$800.00

TOWN OF ADDISON
PAYMENT AUTHORIZATION MEMO

DATE: 11/19/04

Claim # _____

Check \$ 54,102.50

Vendor No. _____

Vendor Name

DAHS EXCAVATION INCORPORATED

Address

P.O. BOX 1169

Address

VAN ALSTYNE, TEXAS 75495

Address _____

Zip Code _____

INVOICE # OR DESCRIPTION	FUND	DEPT	OBJ	PROJ	SAC	AMOUNT
	(00)	(000)	(00000)	(00000)	(000)	(\$000,000.00)
	62	000	58110	00000		53,302.50
	62	000	58110	00000		80.00

TOTAL \$ 54,102.50

EXPLANATION

WEST FIELD COURT IMPROVEMENTS &

MISC. WATER IMPROVEMENTS WITHIN PROJECT
AREA.

Steve Chutkan

Authorized Signature

Finance

APPLICATION AND CERTIFICATION FOR PAYMENT

AIA DOCUMENT G702

PAGE ONE OF ONE PAGES

TO: Owner
 Town Of Addison
 P.O. Box 9010
 Addison, Texas 75001

PROJECT:
 Westfield Court Water Service Replacement

FROM CONTRACTOR:
 Davis Excavation
 P.O. Box 1169
 Van Alstyne, TX 75495

CIVIL ENGINEER:

CONTRACT FOR: Utility Work

APPLICATION NO: #1

PERIOD TO: 17-Nov-04

BID NO: 04-34

CONTRACT DATE: 28-Sep-04

Distribution to:
 OWNER
 ARCHITECT
 CONTRACTOR

SUB CONTRACTOR'S APPLICATION FOR PAYMENT

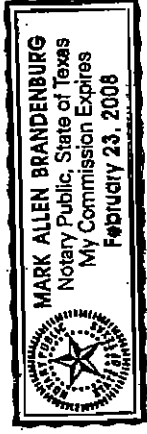
Application is made for payment, as shown below, in connection with the Contract. Continuation Sheet, AIA Document G703, is attached.

1. ORIGINAL CONTRACT SUM \$ 59,225.00
2. Net change by Change Orders \$ 0.00
3. CONTRACT SUM TO DATE (Line 1 + 2) \$ 59,225.00
4. TOTAL COMPLETED & STORED TO DATE (Column G on G703) \$ 59,225.00
5. RETAINAGE:
 - a. 10 % of Completed Work \$ 5,922.50
 (Column D + E on G703)
 - b. 10 % of Stored Material \$ 0.00
 (Column F on G703)
 Total Retainage (Lines 5a + 5b or Total in Column I of G703) \$ 5,922.50
6. TOTAL EARNED LESS RETAINAGE (Line 4 Less Line 5 Total) \$ 53,302.50
7. LESS PREVIOUS CERTIFICATES FOR PAYMENT (Line 6 from prior Certificate) \$ 0.00
8. CURRENT PAYMENT DUE \$ 53,302.50
9. BALANCE TO FINISH, INCLUDING RETAINAGE (Line 3 less Line 6) \$ 5,922.50

The undersigned Sub Contractor certifies that to the best of the Sub Contractor's knowledge, information and belief the Work covered by this Application for Payment has been completed in accordance with the Contract Documents, that all amounts have been paid by the Sub Contractor for Work for which previous Certificates for Payment were issued and payments received from the Contractor, and that current payment shown herein is now due.

SUB CONTRACTOR:

By: *[Signature]* Date: 17-Nov-04
 Drew Davis, President
 County of: Dallas
 State of: Texas
 Subscribed and sworn to before me this 17th day of September, 2004
 Notary Public: Mark Brandenburg
 My Commission expires: 23-Feb-08



Davis E. Whaley, Pub. Wks. Insp. 11/18/04
Jane Chisholm 11/18/04

CHANGE ORDER SUMMARY	ADDITIONS	DEDUCTIONS
Total changes approved in previous months by Owner	\$0.00	\$0.00
Total approved this Month	\$0.00	\$0.00
TOTALS	\$0.00	\$0.00
NET CHANGES by Change Order	\$0.00	

CONTINUATION SHEET

AIA DOCUMENT G703

Davis Excavation
P.O. Box 1169
Van Alstyne, TX 75495

AIA Document G702, APPLICATION AND CERTIFICATION FOR PAYMENT, containing Contractor's signed certification is attached.

In tabulations below, amounts are stated to the nearest dollar.

Use Column I on Contracts where variable retainage for line items may apply.

APPLICATION NO: #1
APPLICATION DATE: 17-Nov-04

PERIOD TO: 17-Oct-04 to 17-Nov-04

ARCHITECT'S PROJECT NO: Bid 04-34

Town Of Addison / Westfield Court Water Service Replacement

A ITEM NO.	B DESCRIPTION OF WORK	C SCHEDULED VALUE	D WORK COMPLETED FROM PREVIOUS APPLICATION (D+E)	E WORK COMPLETED THIS PERIOD	F MATERIALS PRESENTLY STORED (NOT IN D OR E)	G TOTAL COMPLETED AND STORED TO DATE (D+E+F)	H BALANCE TO FINISH (C-G)	I 10% RETAINAGE
1	Perform Water Service Replacements - 23 Ea. @ \$2,575.00 Ea.	\$59,225.00	\$0.00	\$59,225.00	\$0.00	\$59,225.00	\$0.00	\$5,922.50
	WATER SERVICE REPLACEMENT SUBTOTAL:	\$59,225.00	\$0.00	\$59,225.00	\$0.00	\$59,225.00	\$0.00	\$5,922.50
	Change Order Items							
	CHANGE ORDER SUBTOTAL:	\$0.00	\$0.00	\$0.00	\$0.00	\$0.00	\$0.00	\$0.00
	CONTRACT TOTAL:	\$59,225.00	\$0.00	\$59,225.00	\$0.00	\$59,225.00	\$0.00	\$5,922.50

Users may obtain validation of this document by requesting of the licensee a completed AIA Document D401 - Certification of Document's Authenticity

Davis Excavation, Inc.

• P.O. Box 1169 • Van Alstyne, Texas 75495 • (214) 733-8042 • (214) 733-8043 Fax

19-Nov-04

Mr. Steven Chutchian, P.E.
Assistant City Engineer
Town Of Addison
P.O. Box 9010
Addison, TX 75001

Re: Bore @ 4025 Rive

Dear Mr. Chutchian,

As we discussed in yesterday's meeting, the Town of Addison directed Davis Excavation to perform a Bore at 4025 Rive. We have now completed the work. Attached is Davis Excavation's Invoice #ADDI11904 in the amount of \$800.00.

Please give us a call for any future excavation and utility needs that you may have.

Sincerely,


Mark Brandenburg
EVP

Attachment ~ Invoice #ADDI11904

O.K. to PAY!
SZC
11/19/04

Davis Excavation, Inc.

P.O. Box 1169
 Van Alstyne, TX 75495
 (214)733-8042 ofc
 (214)733-8043 fax

Invoice

Date	Invoice #
11/19/2004	ADD111904

Bill To
Town of Addison 5350 Belt Line Rd Addison, Texas 75001

P.O. No.	Terms
	Net 30

Description	Qty	Rate	Amount
Borc at 4025 Rive, Addison, Texas	1	800.00	800.00
Total			\$800.00
Payments/Credits			\$0.00
Balance Due			\$800.00

**TOWN OF ADDISON
PAYMENT AUTHORIZATION MEMO**

DATE: 7/13/04

Claim # _____

Check \$ 5,869.65

Vendor No. _____
 Vendor Name G S W W, INC.
 Address 1117 SHADY TRAIL
 Address DALLAS, TEXAS 75229
 Address _____
 Zip Code _____

INVOICE # OR DESCRIPTION	FUND	DEPT	OBJ	PROJ	SAC	AMOUNT
	(00)	(000)	(00000)	(00000)	(000)	(\$000,000.00)
# 1036-002	62	000	56570	0000		5869.65

TOTAL \$ 5869.65

EXPLANATION WESTFIELD COURT WATER SERVICE REPLACEMENT DESIGN.

Steve Chutehavin
 Authorized Signature

 Finance



GSWW, Inc.
 Civil / Environmental Engineers & Planners
 11117 Shady Trail
 Dallas, Texas 75229

GSWW Invoice No 04-06-375
 GSWW Job # 1036-002

DATE: July 6, 2004
BY: Quinn G. Spann, Jr., P.E.

Town of Addison
 Mr. Steve Chutchian, P.E.
 16801 Westgrove Drive (P.O. Box 9010)
 Addison, Tx 75001-9010

PROJECT:
Westfield Court Water Service Replacement

Invoice from Inception through July 2, 2004

BASIC SERVICES

Hourly not-to-exceed \$11,120.00

		Billed Hours	Hourly Rate	Amount This Invoice
Quinn Spann, P.E.	Proj. Mang	25.5	\$124.58	\$3,176.79
Bernard D'souaz, EIT	Proj. Eng	21.5	\$77.84	\$1,673.56
David Letterbetter	Drafter	18.5	\$43.40	\$802.90
Sue Jester	Clerical	4.0	\$46.60	\$186.40
Total Basic Service				\$5,839.65

SPECIAL SERVICES

Not-to-exceed \$840.00

Reimbursable

Printing & Courier

\$30.00

This Invoice

\$5,869.65

Total Contract Amount \$11,960.00
 Amount Billed to Date \$0.00
This invoice \$5,869.65

*O.K. to pay!
 SZC
 7/13/04*




Couriers
 P.O. Box 803474 • Dallas, Texas 75280
 (972) 233-0110

Account No.	1693
Billing Thru.	05/15/04
Page	1

GSWW, INC
 11117 SHADY TRAIL
 DALLAS, TX 75229

TO INSURE PROPER POSTING TO YOUR ACCOUNT PLEASE DETACH AND RETURN WITH YOUR PAYMENT

Date	Log #	Caller Auth.	Origin	Destination/POD	Base Charge	Surcharges	Total
SUMMARY OF CURRENT ORDERS							
05/07/04	1E074030	001	WANDA SPENCER 11117 SHADY TRAIL DALLAS, TX 75229	ADAMS ON 18001 INGLEWOOD DR ADAMS ON 72303 SEAN PIERCE (LABOR)	30.00		30.00
05/07/04	1E14016	001	ANTHONY SENIG 11117 SHADY TRAIL DALLAS, TX 75229	MCARDEREA 9535 KURESCHEL BLVD DALLAS, TX 75224 SIEG BERRY	11.00		11.00



Net 15 Days

Invoice No.	05150401693
Account No.	1693
Billing Thru.	05/15/04
Page	1

Current Charges				41.0
97.00	0.00	0.00	0.00	
0 TO 30	31 TO 60	61 TO 90	OVER 90	Finance Charge per terms
Total Due				97.0

TAX I.D. NO. 75-1386561

SEE THE BACK FOR LATE PAYMENT CHARGE

Davis Excavation, Inc.

• P.O. Box 1169 • Van Alstyne, Texas 75495 • (214) 733-8042 • (214) 733-8043 Fax

19-Nov-04

Mr. Steven Chutchian, P.E.
Assistant City Engineer
Town Of Addison
P.O. Box 9010
Addison, TX 75001

Re: Westfield Court Water Service Replacement
Bid 04-34

Dear Mr. Chutchian,

Davis Excavation's Contract on the Westfield Court Water Service Replacement project was based on the work being completed in Fifty-Four (54) calendar days. As per the Bid Documents, an Incentive Bonus to expedite the work of \$250.00 per day is to be paid for each day that the work is completed early. This incentive bonus is capped at \$5,000.00.

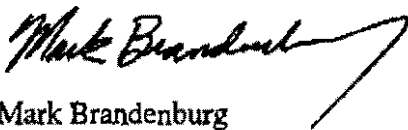
Davis Excavation was given Notice to Proceed by the Town of Addison on 15-Oct-04. Davis completed the work and obtained the Town's acceptance of the work from Dave Wilde, Public Works Inspector, on 16-Nov-04. The total job duration was thirty-three (33) day which is twenty-one days ahead of schedule thereby qualifying Davis to receive the Incentive Bonus. The amount of the incentive payment is calculated below:

21 Days X 250.00 = \$5,250.00
Less Cap Overage = ~~<\$ 250.00>~~
\$5,000.00 Total Incentive Bonus due Davis Excavation

Please accept this letter as a formal request from Davis Excavation, Inc. for payment of the Incentive Bonus on the Westfield Court Water Service Replacement Contract.

Davis Excavation has enjoyed working with the Town of Addison on this project and looks forward to the opportunity of bidding your future excavation and utility needs.

Sincerely,


Mark Brandenburg
EVP

Attachment -- Invoice #743-3

Davis Excavation, Inc.

• P.O. Box 1169 • Van Alstyne, Texas 75495 • (214) 733-8042 • (214) 733-8043 Fax

17-Nov-04

Mr. Steven Chutchian, P.E.
Assistant City Engineer
Town Of Addison
P.O. Box 9010
Addison, TX 75001

Re: Westfield Court Water Service Replacement
Bid 04-34

Dear Mr. Chutchian,


Please find attached Davis Excavation's Progress Payment Applications #1 & Retainage Application #2 for the work completed on the Westfield Court Water Service project.

In accordance with the general provisions for Final Payment please find attached:

1. Affidavit of Bills Paid
2. Consent of Surety Company to Final Payment
3. Two (2) copies As-Builts
4. One (1) copy Two Year Maintenance Bond – Note: Original Maintenance Bond submitted to Ms. Minok Suh with the Town Of Addison.

Please let me know if you require anything further in order to process our Payment Applications.

Sincerely,



Mark Brandenburg
EVP

CONTRACTOR'S AFFIDAVIT OF BILLS PAID

STATE OF TEXAS

COUNTY OF DALLAS

Personally, before me the undersigned authority, on this day appeared DREW DAVIS who, being
duly sworn, on oath, says that he is a legal representative of DAVIS EXCAVATION, INC.
(full name of Contractor as in contract)

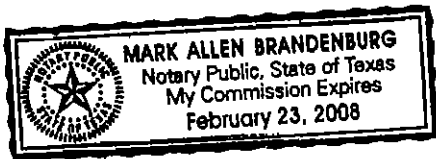
and that the contract for the construction of the project, designated as
Westfield Court Water Service Replacement
(Project No.)

has been satisfactorily completed and that all bills for materials, apparatus, fixtures, machinery and labor
used in connection with the construction of this project have, to the best of my knowledge and belief, been
fully paid.

[Handwritten Signature]
Signature

PRESIDENT
Title

Sworn to and subscribed before me this 17 day of NOVEMBER, 2004.



[Handwritten Signature]
Notary Public in and for
DALLAS County, Texas

SURETEC INSURANCE COMPANY

7201 Bishop Rd., #250, Plano, Tx 75024

CONSENT OF SURETY TO FINAL PAYMENT

OWNER
ARCHITECT
CONTRACTOR
SURETY
OTHER

BOND NO.: 4345289

TO OBLIGEE: Town of Addison
(Name and Address) P. O. Box 9010
Addison, Texas 75001

CONTRACT FOR:
utility work

PROJECT: Westfield Court Water Service Replacement CONTRACT DATED:
(Name and Address) September 28, 2004

PRINCIPAL: Davis Excavation, Inc.

At the request of the Obligee and the Principal indicated above, *(Insert name and address of Surety)*

SureTec Insurance Company, 7201 Bishop Rd., #250, Addison, Texas 75024

, SURETY,

on bond of
(Insert name and address of Contractor)

Davis Excavation, Inc., P. O. Box 1169, Van Alstyne, Texas 75495

, CONTRACTOR,


and conditioned on the representation by Obligee that all Contract provisions relating to the payment of final payment under the Contract have been satisfied by Principal as of the date of final payment, and that no claims by Obligee or any third party are known or believed by Obligee or its representatives to exist as of the date of final payment, representations as to the truth and accuracy of the foregoing conditions being deemed to have been made by Obligee in connection with this request for Consent of Surety, hereby approves of the final payment to the Principal, and agrees that final payment in accordance with the terms hereof shall not relieve the Surety of its obligations to
(Insert name and address of Obligee)

Town of Addison, Texas, P. O. Box 9010, Addison, Tx 75001


, OBLIGEE,

as set forth in said Surety's bond.

IN WITNESS WHEREOF, the Surety has hereunto set its hand on this date: November 17, 2004
(Insert in writing the month followed by the numeric date and year.)



Attest:
(Seal):

SureTec Insurance Company
(Surety)

(Signature of authorized representative)

Sonia Lara, Attorney-in-Fact
(Printed name and title)



4345289

GENERAL POWER OF ATTORNEY

Know All Men by These Presents, That SURETEC INSURANCE COMPANY (the "Company"), a corporation duly organized and existing under the laws of the State of Texas, and having its principal office in Houston, Harris County, Texas, does by these presents make, constitute and appoint

Michael P. Whisenant, Cam Fletcher, Jan Parker, Sonia Lara

of Dallas, Texas its true and lawful Attorney(s)-in-fact, with full power and authority hereby conferred in its name, place and stead, to execute, acknowledge and deliver any and all bonds, recognizances, undertakings or other instruments or contracts of suretyship to include waivers to the conditions of contracts and consents of surety, providing the bond penalty does not exceed Five Million and no/100 dollars (\$5,000,000.00) and to bind the Company thereby as fully and to the same extent as if such bonds were signed by the President, sealed with the corporate seal of the Company and duly attested by its Secretary, hereby ratifying and confirming all that the said Attorney(s)-in-Fact may do in the premises. Said appointment is made under and by authority of the following resolutions of the Board of Directors of the SureTec Insurance Company:

Be it Resolved, that the President, any Vice-President, any Assistant Vice-President, any Secretary or any Assistant Secretary shall be and is hereby vested with full power and authority to appoint any one or more suitable persons as Attorney(s)-in-Fact to represent and act for and on behalf of the Company subject to the following provisions:

Attorney-in-Fact may be given full power and authority for and in the name of and of behalf of the Company, to execute, acknowledge and deliver, any and all bonds, recognizances, contracts, agreements or indemnity and other conditional or obligatory undertakings and any and all notices and documents canceling or terminating the Company's liability thereunder, and any such instruments so executed by any such Attorney-in-Fact shall be binding upon the Company as if signed by the President and sealed and effected by the Corporate Secretary.

Be it Resolved, that the signature of any authorized officer and seal of the Company heretofore or hereafter affixed to any power of attorney or any certificate relating thereto by facsimile, and any power of attorney or certificate bearing facsimile signature or facsimile seal shall be valid and binding upon the Company with respect to any bond or undertaking to which it is attached. (Adopted at a meeting held on 20th of April, 1999.)

In Witness Whereof, SURETEC INSURANCE COMPANY has caused these presents to be signed by its President, and its corporate seal to be hereto affixed this 11th day of June, A.D. 2002.

SURETEC INSURANCE COMPANY

Corporate Seal



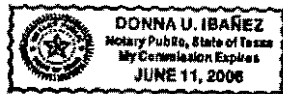
By

[Signature]
**John Knox, Jr.,
President**

State of Texas
County of Harris ss:

On this 11th day of June A.D. 2002 before me personally came John Knox, Jr., to me known, who, being by me duly sworn, did depose and say, that he resides in Houston, Texas, that he is President of SURETEC INSURANCE COMPANY, the company described in and which executed the above instrument; that he knows the seal of said Company; that the seal affixed to said instrument is such corporate seal; that it was so affixed by order of the Board of Directors of said Company; and that he signed his name thereto by like order.

Notary Seal



[Signature]
Donna U. Ibanez, Notary Public
My commission expires June 11, 2006

I, Michael P. Whisenant, Vice President and Assistant Secretary of SURETEC INSURANCE COMPANY, do hereby certify that the above and foregoing is a true and correct copy of a Power of Attorney, executed by said Company, which is still in full force and effect; and furthermore, the resolutions of the Board of Directors, set out in the Power of Attorney are in full force and effect.

In Witness Whereof, I have hereunto set my hand and affixed the seal of said Company at Houston, Texas this 17th day of November, 2004, A.D.

Corporate Seal



[Signature]
**Michael P. Whisenant,
Vice President, Assistant Secretary**

STATE OF TEXAS
COUNTY OF DALLAS

* ORIGINAL COPY OF MAINTENANCE
BOND SUBMITTED TO MS. MINOR
SUR WITH THE TOWN OF ADDISON
ON 7-OCT-04

COPY

That Davis Excavation, Inc. as principal and SureTec Insurance Company
, a corporation organized under the laws of Texas

and _____ as sureties, said sureties being authorized to do business in the
State of Texas, do hereby expressly acknowledge themselves to be held and bound to pay unto the Town of
Addison, a municipal corporation, chartered by virtue of a Special Act of Legislature of the State of Texas,
as Addison, Dallas County, Texas, the sum of

Fifty Nine Thousand Two Hundred Twenty Five and 00/100

(\$ 59,225.00---) for the payment of which sum will and truly to be made unto said Town of Addison
and its successors, said principal and sureties do hereby bind themselves, their assigns and successors, jointly
and severally.

This obligation is conditioned, however, that whereas said

Davis Excavation, Inc., P O Box 1169, Van Alstyne, TX 75495

has this day entered into a written contract with the said Town of Addison to build and construct the

Westfield Court Water Service Replacement

which contract and the Plans and Specifications therein mentioned adopted by the Town of Addison, are hereby expressly made a part hereof as though the same were written and embodied herein.

WHEREAS, under the Plans, Specifications and Contract it is provided that the Contractor will maintain and keep in good repair the work herein contracted to be done and performed for a period of two (2) years from the date of startup, and to do all necessary backfilling that may arise on account of sunken conditions in ditches, or otherwise, and to do and perform all necessary work and repair any defective condition growing out of or arising from the improper joining of the same, or on account of any breaking of the same caused by the said Contractor in laying or building the same, or on account of any defect arising in any of said part of said work laid or constructed by the said Contractor, or on account of improper excavation or backfilling; it being understood that the purpose of this section is to cover all defective conditions arising by reason of defective materials, work or labor performed by the said Contractor; and in case the said Contractor shall fail to do, it is agreed that the City may do said work and supply such materials, and charge the same against the said Contractor and sureties on this obligation, and the said Contractor and sureties hereon shall be subject to the liquidated damages mentioned in said contract for each day's failure on its part to comply with the terms of the said provisions of said contract;

NOW THEREFORE, if the said Contractor shall keep and perform its said agreement to maintain said work and keep the same in repair for the said maintenance period of two (2) years, as provided, then these presents shall be null and void and have no further effect; but if default shall be made by the said Contractor in the performance of its contract to so maintain and repair said work, then these presents shall have full force and effect, and said Town of Addison shall have and recover from the Contractor and its sureties damages in the premises, as provided, and it is further understood and agreed that this obligation shall be a continuing one against the principal and sureties hereon and that successive recoveries may be had hereon for successive branches until the full amount shall have been exhausted; and it is further understood that the obligation herein to maintain said work shall continue throughout said maintenance period, and the same shall not be changed, diminished, or in any manner affected from any cause during said time.

IN WITNESS WHEREOF, the said Davis Excavation, Inc. has caused these presents to be executed by DREW DAVIS and the said DREW DAVIS has hereunto set his hand this the 28th day of September, 20 04

SURETY

PRINCIPAL

SureTec Insurance Company

Davis Excavation, Inc.

By: Brenda Pratt
Attorney in Fact Brenda Pratt

By: [Signature]

ATTEST

By: _____
Surety

Secretary

Frost Insurance Agency
Agency and Address
5710 LBJ Fwy, #460
Dallas, TX 75240

NOTE: Date of Maintenance Bond must be same as date City acceptance.

SureTec Insurance Company

THIS BOND RIDER CONTAINS IMPORTANT COVERAGE INFORMATION

Statutory Complaint Notice

To obtain information or make a complaint:

You may call the Surety's toll free telephone number for information or to make a complaint at: 1-866-732-0099

You may also write to the Surety at:

SureTec Insurance Company
5000 Plaza on the Lake, Suite 290
Austin, TX 78746

You may contact the Texas Department of Insurance to obtain information on companies, coverage, rights or complaints at 1-800-252-3439.

You may write the Texas Department of Insurance at

PO Box 149104
Austin, TX 78714-9104
Fax#: 512-475-1771

PREMIUM OR CLAIM DISPUTES: Should you have a dispute concerning your premium or about a claim, you should contact the Surety first. If the dispute is not resolved, you may contact the Texas Department of Insurance.

Important Notice Regarding Terrorism Risk Insurance Act of 2002

In accordance with the Terrorism Risk Insurance Act of 2002 (the "Act"), this disclosure notice is provided for surety bonds on which one or more of the following companies is the issuing surety: SureTec Insurance Company, U. S. Specialty Insurance Company, and any other company that is added to SureTec Insurance Company for which surety business is underwritten by SureTec Insurance Company ("Issuing Sureties").

The premium attributable to any bond coverage for "acts of terrorism" as defined in Section 102(1) of the Act is Zero Dollars (\$0.00).

The United States will reimburse the Issuing Sureties for ninety percent (90%) of any covered losses from terrorist acts certified under the Act exceeding the applicable surety deductible.

The actual coverage provided by your bond for acts of terrorism, as is true for all coverages, is limited by the terms, conditions, exclusions, penalties, limits, other provisions of your bond and the underlying contract, any endorsements to the bond and generally applicable rules of law. This Important Notice Regarding Terrorism Insurance Risk Act of 2002 is for informational purposes only and does not create coverage nor become a part or condition of the attached document.

Exclusion of Liability for Mold, Mycotoxins, and Fungi

The Bond to which this Rider is attached does not provide coverage for, and the surety thereon shall not be liable for, molds, living or dead fungi, bacteria, allergens, histamines, spores, hyphae, or mycotoxins, or their related products or parts, nor the remediation thereof, nor the consequences of their occurrence, existence, or appearance.



POWER OF ATTORNEY

Know All Men by These Presents, That SURETEC INSURANCE COMPANY (the "Company"), a corporation duly organized and existing under the laws of the State of Texas, and having its principal office in Houston, Harris County, Texas, does by these presents make, constitute and appoint

Charles D. Sammons, J.D. Matthews, Deborah J. Ivie, Brenda J. Pratt

of Dallas, Texas its true and lawful Attorney(s)-in-fact, with full power and authority hereby conferred in its name, place and stead, to execute, acknowledge and deliver any and all bonds, recognizances, undertakings or other instruments or contracts of suretyship to include waivers to the conditions of contracts and consents of surety, providing the bond penalty does not exceed Five Million Dollars (\$5,000,000) and to bind the Company thereby as fully and to the same extent as if such bonds were signed by the President, sealed with the corporate seal of the Company and duly attested by its Secretary, hereby ratifying and confirming all that the said Attorney(s)-in-Fact may do in the premises. Said appointment is made under and by authority of the following resolutions of the Board of Directors of the SureTec Insurance Company:

Be it Resolved, that the President, any Vice-President, any Assistant Vice-President, any Secretary or any Assistant Secretary shall be and is hereby vested with full power and authority to appoint any one or more suitable persons as Attorney(s)-in-Fact to represent and act for and on behalf of the Company subject to the following provisions:

Attorney-in-Fact may be given full power and authority for and in the name of and of behalf of the Company, to execute, acknowledge and deliver, any and all bonds, recognizances, contracts, agreements or indemnity and other conditional or obligatory undertakings and any and all notices and documents canceling or terminating the Company's liability thereunder, and any such instruments so executed by any such Attorney-in-Fact shall be binding upon the Company as if signed by the President and sealed and effected by the Corporate Secretary.

Be it Resolved, that the signature of any authorized officer and seal of the Company heretofore or hereafter affixed to any power of attorney or any certificate relating thereto by facsimile, and any power of attorney or certificate bearing facsimile signature or facsimile seal shall be valid and binding upon the Company with respect to any bond or undertaking to which it is attached. (Adopted at a meeting held on 20th of April, 1999.)

In Witness Whereof, SURETEC INSURANCE COMPANY, has caused these presents to be signed by its President, and its corporate seal to be hereto affixed this 11th day of June, A.D. 2002.

SURETEC INSURANCE COMPANY

Corporate Seal




By

John Knox, Jr.
John Knox, Jr.,
President

State of Texas
County of Harris ss:

On this 11th day of June A.D. 2002 before me personally came John Knox, Jr., to me known, who, being by me duly sworn, did depose and say, that he resides in Houston, Texas, that he is President of SURETEC INSURANCE COMPANY, the company described in and which executed the above instrument; that he knows the seal of said Company; that the seal affixed to said instrument is such corporate seal; that it was so affixed by order of the Board of Directors of said Company; and that he signed his name thereto by like order.

Notary Seal



Donna U. Ibanez
Donna U. Ibanez, Notary Public
My commission expires June 11, 2006

I, Michael P. Whisenant, Vice President and Assistant Secretary of SURETEC INSURANCE COMPANY, do hereby certify that the above and foregoing is a true and correct copy of a Power of Attorney, executed by said Company, which is still in full force and effect; and furthermore, the resolutions of the Board of Directors, set out in the Power of Attorney are in full force and effect.

In Witness Whereof, I have hereunto set my hand and affixed the seal of said Company at Houston, Texas this 7th day of October, 2004, A.D.

Corporate Seal



Michael P. Whisenant
Michael P. Whisenant,
Vice President, Assistant Secretary

11-17-04 @ 2:10 p.m.

Steven Ross

14641 Heritage Lane

E-mail:steven.ross@comcast.net

Phone: 972-720-8620

Mr. Ross called with two issues/separate departments

Dealing with for quite some time


Did not want to e-mail this message; he asked me to put it into a conversation format just like he was speaking to you.

Parks Project started July 2004:

- **Ongoing projects replacing of brick walls**
- **Basic work done...details not completed**
- **Corner exterior outside wall (grass, shrubs, metal edging, i.e., whatever was damaged as a result of the work has not been replaced)**
- **Has had a number of exchanges over the last few months with Slade – note: always pleasant and responsive! But, when is it going to get done?**
- **E-mailed two weeks ago and received a reply...was told it was out for bid**
- **Happy with the wall!**
- **Interior landscape needs to be addressed (i.e., replace ground cover and plant material damaged)**
- **Don't want to be a year out**
- **Stumps still exist with half dead shrubs**

Public Works Project:

- **Water line replacement Project**
- **Very responsive**
- **Dave Wilde returned calls**
- **Put back concrete – doesn't even look like the attempted to match original concrete?**
- **Clean up???**
- **Look down street – aesthetically ridiculous!**
- **He explained original concrete was 14 years old – they would have to tear out all existing concrete to make it match**
- **He and his wife took time to attend the meeting to hear about project that would now tear up the front of his street**
- **Was comfortable and confident in scope of the work**
- **It's deplorable...look at the patches that don't even match!**
- **This is NOT acceptable!**
- **Sloppy and doesn't match at all**
- **Hate to be a greasy wheel**
- **99% of the time we rave about Addison**
- **Tried to work his concerns through the right channels**
- **Hope now that he contacted you he will have some resolve**
- **Realizes most of this is probably caused by contractors production**
- **Always has the greatest things to say about Addison employees**



FINANCE DEPARTMENT/PURCHASING DIVISION 5350 Belt Line Road (972) 450-7091
E-mail msuh@ci.addison.tx.us Facsimile (972) 450-7096 P.O. Box 9010 Addison, Texas 75001

Extra Copy

October 20, 2004

Drew Davis
Davis Excavation, Inc.
PO Box 1169
Van Alstyne, TX 75495

Re: Contract Bid 04-34 Westfield Ct Water Service Replacement

Dear Mr. Davis:

Enclosed is your copy of the signed contract for Bid 04-34 Westfield Ct Water Service Replacement

Please include Bid No. and Name: Bid 04-34 Westfield Ct Water Service Replacement on all monthly invoices or other correspondence to the Town of Addison.

Should you have any questions, please contact my office at 972-450-7091.

Sincerely,

Minok Suh
Purchasing Coordinator

Enclosure

Copy:
Jim Pierce
Steve Chutchian
Jenny Nicewander

P.W.

SECTION C

CONTRACT AGREEMENT

CONTRACT AGREEMENT

STATE OF TEXAS

COUNTY OF DALLAS

THIS AGREEMENT is made and entered into this 28 day of September, 2004, by and between the Town of Addison, of the County of Dallas and State of Texas, acting through its Mayor, thereunto duly authorized so to do, Party of the First Part, hereinafter termed the OWNER, and, Davis Excavation, Inc. Of the City of Van Alstyne, County of Grayson, State of TX, Party of the Second Part, hereinafter termed CONTRACTOR.

WITNESSETH: That for and in consideration of the payment and agreement hereinafter mentioned, to be made and performed by the OWNER, the said CONTRACTOR hereby agrees with the said OWNER to commence and complete construction of certain improvements as follows:

WESTFIELD COURT WATER SERVICE REPLACEMENT

and all extra work in connection therewith, under the terms as stated in the General and Specific Provisions of the AGREEMENT; and at his own proper cost and expense to furnish all the materials, supplies, machinery, equipment, tools, superintendence, labor, insurance and other accessories and services necessary to complete the said construction, in accordance with the conditions and prices stated in the Proposal attached hereto and in accordance with the Advertisement for Bids, Instructions to Bidders, General Provisions, Special Provisions, Plans, and other drawings and printed or written explanatory matter thereof, and the Technical Specifications and Addenda thereto, as prepared by the OWNER, each of which has been identified by the endorsement of the CONTRACTOR and the OWNER thereon, together with the CONTRACTOR's written Proposal and the General Provisions, all of which are made a part hereof and collectively evidence and constitute the entire AGREEMENT.

The CONTRACTOR hereby agrees to commence work within five (5) calendar days after the date of written notice to do so shall have been given to him, and to substantially complete the work within 54 calendar days after he commences work, subject to such extensions of time as are provided by the General Provisions.

The OWNER agrees to pay the CONTRACTOR \$ 59,225.00 in current funds for the performance of the Contract in accordance with the Proposal submitted thereof, subject to additions and deductions, as provided in the General Provisions, and to make payments of account thereof as provided therein.

IN WITNESS WHEREOF, the parties of these presents have executed this AGREEMENT in the year and day first above written.

TOWN OF ADDISON
(OWNER)

By: Ron Whittle

ATTEST:

C. MORAN
City Secretary

DAVIS EXCAVATION, INC.
Party of the Second Part
(CONTRACTOR)

ATTEST:

Mark Brandenburg
MARK BRANDENBURG

By: Drew Davis
DREW DAVIS, PRESIDENT

The following to be executed if the CONTRACTOR is a corporation:

I, DREW DAVIS, certify that I am the secretary of the corporation named as CONTRACTOR herein; that DREW DAVIS, who signed this Contract on behalf of the CONTRACTOR is the PRESIDENT of said corporation; that said WESTFIELD COURT WATER SERVICE REPLACEMENT (official title) Contract was duly signed for and in behalf of said corporation by authority of its governing body, and is within the scope of its corporate powers.

Signed: Drew Davis
DREW DAVIS, SECRETARY

Corporate Seal

COPY
OF
BID

SECTION B

FILE
743

**BID PROPOSAL
FOR
WESTFIELD COURT WATER SERVICE REPLACEMENT**

Addison, Texas
Date: September 13, 2004

PROPOSAL OF: Davis Excavation, Inc.
(Contractor)

Check appropriate business entity.

A corporation organized and existing under the laws of the State of Texas.

A corporation organized and existing under the laws of the State of (If a non-Texas Corporation, please attach a copy of the corporation's Articles of Incorporation)

A partnership consisting of _____

A sole proprietorship owned by _____, an individual.

**DO NOT REMOVE BID PROPOSAL FROM SPECIFICATION BOOK
SPECIFICATION BOOK TO BE SUBMITTED IN IT'S ENTIRETY**

DAD 6-OCT-04

To: THE TOWN OF ADDISON, TEXAS
5350 BELTLINE ROAD
ADDISON, TEXAS 75001

The undersigned bidder, pursuant to the foregoing advertisement for bids, has carefully examined this proposal, the contract documents, special provisions, general provisions, special specifications, and the specifications and will provide all necessary labor, superintendence, machinery, equipment, tools, materials, services and other facilities and complete fully all the work as provided for in the specifications and contract documents; and binds himself upon formal acceptance of this proposal to execute a contract and bonds, according to the prescribed forms, for performing and completing the said work within the required time.

It is understood that the following quantities of work to be done are approximate only, and are intended principally to serve as a guide in figuring out the bids. It is further understood that the quantities of work to be done and materials to be furnished may be increased or decreased as may be considered necessary, in the opinion of the engineer, to complete the work as fully planned and contemplated, and that all quantities of work whether increased or decreased, are to be performed at the unit prices set forth below except as provided for in the specifications.

Unit prices are to be shown in both words and figures. In case of a discrepancy, the amount shown in words will govern.


The unit prices shall include all labor, materials, equipment, overhead, profit, insurance, etc., to cover the completed work of the several kinds called for.

The work proposed to be done shall be accepted when fully completed and finished in accordance with the plans and specifications, to the satisfaction of the OWNER.

The undersigned certifies that the bid prices contained in this Proposal have been carefully checked and are submitted as correct and final.

The undersigned bidder hereby declares that he has visited the site of the work.

In the event of the award of a Contract to the Bidder, the Bidder will furnish Performance and Payment Bond for the full amount of the Contract, to secure proper compliance with the terms and provisions of the Contract, to insure and guarantee the work until final completion and acceptance, and to guarantee payment of all lawful claims for labor performed and materials furnished in the fulfillment of the Contract.

 _____
6-OCT-04

Receipt is acknowledged of the following addenda:

Addendum #1 _____
Addendum #2 _____
Addendum #3 _____
Addendum #4 _____

Respectfully Submitted,

Davis Excavation Inc.

(Name of Contractor)

By:

Drew Davis

(Authorized Signature)

President

(Title)


Address: P.O. Box 1169

City: Van Alstyne

State: TX Zip: 75495

Telephone: 214-733-8046 Fax: 214-333-8043

Seal if bidder is a corporation



6-OCT-04


BID SCHEDULE "A"
BID PROPOSAL FOR WESTFIELD WATER SERVICE REPLACEMENT

1.	23	EA	<p>FURNISH & INSTALL 3/4" TYPE 'K' COPPER WATER SERVICE BY OTHER THAN OPEN CUT, INCLUDING CONNECTING TO EXISTING WATERLINE AND WATER METER, REMOVE AND REPLACE WATER METER BOX, REMOVE & REPLACEMENT OF REINF. CONC. STREET, DRIVEWAY, SIDEWALK AND CURB, TURF MAINTENANCE COMPLETE IN PLACE.</p> <p><i>Two thousand Five hundred & Seventy five</i> Dollars</p> <p>and <i>zero</i> Cents per EA</p>	\$ <i>2575⁰⁰</i>	\$ <i>59225⁰⁰</i>
----	----	----	--	-----------------------------	------------------------------

TOTAL FOR WESTFIELD COURT WATER SERVICE REPLACEMENT: (SCHEDULE "A")

\$ *59,225⁰⁰*

DO NOT REMOVE BID PROPOSAL FROM SPECIFICATION BOOK
SPECIFICATION BOOK TO BE SUBMITTED IN ITS ENTIRETY

 6-OCT-04

BID SCHEDULE SUMMARY
WESTFIELD COURT WATER SERVICE REPLACEMENT

<u>Bid Schedule and Description</u>	<u>Total Amount Materials & Services</u>
Schedule "A" Water Service Replacement	\$ <u>59,225⁰⁰</u>

TOTAL AMOUNT BID FOR SCHEDULE "A"
=TOTAL OF STANDARD BID (A) \$ 59,225⁰⁰

WRITTEN IN WORDS: Fifty Nine Thousand Two hundred $\frac{3}{10}$
twenty-five dollars $\frac{3}{10}$ zero cents

TOTAL OF TIME BID: 54 (Calendar Days)

TOTAL OF CALENDAR DAYS X \$250.00 (B): \$ 13,500⁰⁰

WRITTEN IN WORDS: Thirteen Thousand $\frac{5}{10}$
Hundred dollars $\frac{5}{10}$ zero cents


BASIS FOR COMPARISON OF BIDS:

(A) + (B) = TOTAL BIDS: \$ 72,725⁰⁰

WRITTEN IN WORDS: Seventy-two Thousand
Seven Hundred $\frac{7}{10}$ twenty-five dollars $\frac{7}{10}$ zero cents

- Notes: 1. All items, labor, materials, equipment, facilities, incidentals, and work required for construction of the project are to be provided and installed by the Contractor as part of the project and payment for the cost of such shall be included in the price bid for the construction of the project.
2. Prices must be shown in words and figures for each item listed in this proposal. In the event of discrepancy, the words shall control.
3. It is understood that the Bid Security shall be collected and retained by the Owner as liquidated damages in the event a contract is awarded by the Owner based on this proposal within ninety (90) days calendar days after receiving bids and the undersigned fails to execute the contract and required bonds within seven (7) calendar days from the date the Contractor is notified and has received the conformed documents. After this period, if the contract has been executed and the required bonds have been submitted, the said Bid Surety shall be returned to the undersigned upon demand.
4. One contract will be awarded based on the total value of Schedule "A", (A), plus (B).

Bidder's Tax I.D. No. or Employer No. 68-055-6204

 6-OCT-04

Sir
Jenny
Steve ✓

Davis Excavation, Inc.

• P.O. Box 1169 • Van Alstyne, Texas 75495 • (214) 733-8042 • (214) 733-8043 Fax

15-Oct-04


Ms. Minok Suh
Purchasing Coordinator
Town Of Addison
Finance Dept. / Purchasing Division
P.O. Box 9010
Addison, TX 75001

Re: Bid 04-34 Westfield Ct. Water Service Replacement

Dear Ms. Suh,

Attached are six (6) copies of Davis Excavation's Submittal for the Westfield Ct. Water Service Replacement project. Our Foreman, Jason Warren has provided copies of this Submittal to the Town Of Addison's Field Inspector. Please review the Submittal to determine if they meet the Town Of Addison's approval and return one (1) approved copy to our office. If I can be of further assistance in this matter, please contact me.

Sincerely,



Mark Brandenburg
E.V.P.

SUBMITTAL

WESTFIELD COURT ADDISON, TX

Davis Excavation
PO BOX 1169
Van Alstyne, TX 75495



10077 West University Drive
McKinney, Texas 75070
P: 972-434-2600
F: 972-434-2612

MUELLER® BR2B & BR2S SERIES BRONZE SERVICE SADDLES - DOUBLE STRAP


Mueller Co.

4.5


Rev. 4-01

MUELLER® Service Saddles for use on A-C, cast iron, ductile iron, and AWWA C900 PVC plastic pipe

- Outlet tapped with either AWWA taper (C.C.) or AWWA I.P. thread (F.I.P.T.)
- For use on A-C pipe, cast iron or ductile iron pipe and cast iron O.D. PVC pipe
- 200 psig (1379 kPa) maximum working pressure
- Available in single and double strap designs
- Brass body
- Flattened silicon bronze straps (standard)
- Optional 304L stainless steel straps
- Rolled strap threads
- O-ring sealed outlet
- 3/4" thru 2" tap sizes (5/8" some styles)
- Meets all applicable parts of ANSI/AWWA C800
- NSF 61 certified



BR 2 B Series



BR 2 S Series

MUELLER® Service Saddles with AWWA taper thread

Pipe O.D. range		Kind and size of pipe		Bronze double strap with AWWA taper thread (C.C.)						Optional stainless steel double strap with AWWA taper thread (C.C.)							
Inch	mm	A-C	Cast or ductile iron, C900 PVC plastic pipe	Base Catalog Number	Size of tapping (add to "Base" to complete catalog number)						Base Catalog Number	Size of tapping (add to "Base" to complete catalog number)					
					5/8"	3/4"	1"	1-1/4"	1-1/2"	2"		5/8"	3/4"	1"	1-1/4"	1-1/2"	2"
					4.74"-5.32"	121.0-135.0		4"	BR 2 B 0474 CC	062		075	100	125	150	200	BR 2 S 0474 CC
6.84"-7.45"	174.0-189.0		6"	BR 2 B 0684 CC	062	075	100	125	150	200	BR 2 S 0684 CC	062	075	100	125	150	200
8.99"-9.67"	229.0-245.0		8"	BR 2 B 0899 CC	062	075	100	125	150	200	BR 2 S 0899 CC	062	075	100	125	150	200
11.04"-12.12"	281.0-307.0		10"	BR 2 B 1104 CC	062	075	100	125	150	200	BR 2 S 1104 CC	062	075	100	125	150	200
13.14"-14.58"	334.0-370.0		12"	BR 2 B 1314 CC	062	075	100	125	150	200	BR 2 S 1314 CC	062	075	100	125	150	200
15.22"-16.88"	386.6-428.7		14"	BR 2 B 1522 CC	-	075	100	-	150	200	BR 2 S 1522 CC	-	075	100	-	150	200
17.32"-19.19"	439.9-487.4		16"	BR 2 B 1732 CC	-	075	100	-	150	200	BR 2 S 1732 CC	-	075	100	-	150	200

MUELLER® Service Saddles with AWWA iron pipe thread

Pipe O.D. range		Kind and size of pipe*		Bronze double strap with AWWA I.P. thread (F.I.P.T.)						Optional stainless steel double strap with AWWA I.P. thread (F.I.P.T.)							
Inch	mm	A-C	Cast or ductile iron, C900 PVC pipe	Base Catalog Number	Size of tapping (add to "Base" to complete catalog number)						Base Catalog Number	Size of tapping (add to "Base" to complete catalog number)					
					3/4"	1"	1-1/4"	1-1/2"	2"	3/4"		1"	1-1/4"	1-1/2"	2"		
					4.74"-5.32"	121.0-135.0		4"	BR 2 B 0474 IP	075		100	125	150	200	BR 2 S 0474 IP	075
6.84"-7.45"	174.0-189.0		6"	BR 2 B 0684 IP	075	100	125	150	200	BR 2 S 0684 IP	075	100	125	150	200		
8.99"-9.67"	229.0-245.0		8"	BR 2 B 0899 IP	075	100	125	150	200	BR 2 S 0899 IP	075	100	125	150	200		
11.04"-12.12"	281.0-307.0		10"	BR 2 B 1104 IP	075	100	125	150	200	BR 2 S 1104 IP	075	100	125	150	200		
13.14"-14.58"	334.0-370.0		12"	BR 2 B 1314 IP	075	100	125	150	200	BR 2 S 1314 IP	075	100	125	150	200		
15.22"-16.88"	386.6-428.7		14"	BR 2 B 1522 IP	075	100	-	150	200	BR 2 S 1522 IP	075	100	-	150	200		
17.32"-19.19"	439.9-487.4		16"	BR 2 B 1732 IP	075	100	-	150	200	BR 2 S 1732 IP	075	100	-	150	200		

*A-C pipe, classes 150-200 per ASTM C295 and AWWA C400 - actual O.D. of pipe being used must fall within the pipe O.D. range listed in the preceding charts. Cast iron pipe, classes 50-250 per ANSI/AWWA C100 A21.2; ANSI/AWWA C106/A21.6; ANSI/AWWA C108/A21.8, and Federal specification WW-P-421. Ductile iron pipe, classes 50-56 per ANSI/AWWA C151/A21.51; Cast iron O.D. PVC plastic pipe per AWWA C900.

** The outside diameter of A-C pipe varies from manufacturer to manufacturer, to make certain you select the proper diameter:

1) Determine the O.D. of the pipe at the point of saddle installation;

2) From the pipe O.D. range column of the above chart, choose a saddle that has a pipe O.D. range that includes the determined pipe diameter

These machines may be used with the service saddles illustrated on this page

Machine	Service saddle tap size					
	5/8"	3/4"	1"	1-1/2"	2"	
E-51M	X	X	X	X	X	X
D-51M	-	X	X	X	X	X
TRU-CUT™	-	X	X	-	-	-
MEGA-CUT™	X	X	X	X	X	X
PL-21M	-	X	X	-	-	-

TO ORDER SPECIFY QUANTITY, OUTLET TAPPING SIZE AND CATALOG NUMBER


1/2" - 1" GROUND KEY DESIGN CORPORATION VALVES



H-15008

Ground Key Corporation Valve
Inlet: AWWA taper (MUELLER "CC") thread
Outlet: MUELLER® 110[®] Conductive Compression Connection for CTS O.D.* tubing

1/2" †	3/4"	3/4"x1"	1"
--------	------	---------	----



H-15028

Ground Key Corporation Valve
Inlet: AWWA I.P. thread
Outlet: MUELLER 110 Conductive Compression Connection for CTS O.D.* tubing

1/2"	3/4"	1"
------	------	----



H-15031

Ground Key Corporation Valve
Inlet: AWWA taper (MUELLER "CC") thread
Outlet: MUELLER 110 Conductive Compression -- Connection for CTS O.D. tubing eighth bend connection

3/4"	1"
------	----



H-15030

Ground Key Corporation Valve
Inlet: AWWA taper (MUELLER "CC") thread
Outlet: MUELLER 110 Conductive Compression Connection for CTS O.D. tubing quarter bend connection

3/4"	1"
------	----



H-15009

Ground Key Corporation Valve
Inlet: AWWA taper (MUELLER "CC") thread
Outlet: MUELLER 110 Compression Connection for IPS PE* pipe

3/4"	1"
------	----



H-15029

Ground Key Corporation Valve
Inlet: AWWA I.P. thread
Outlet: MUELLER 110 Compression Connection for IPS PE* pipe

3/4"	1"
------	----



P-15008

Ground Key Corporation Valve
Inlet: AWWA taper (MUELLER "CC") thread
Outlet: MUELLER® Pack Joint Connection for CTS O.D.* tubing

3/4"	1"
------	----



P-15028

Ground Key Corporation Valve
Inlet: AWWA I.P. thread
Outlet: MUELLER Pack Joint Connection for CTS O.D.* tubing

3/4"	1"
------	----

*See charts on pages 5.10-5.13 for tubing and pipe that may be used on these connections.

† Requires minimum ordering quantity. Contact MUELLER Customer Service Center for minimum order requirements and availability.

NOTE: Sizes shown above represent nominal size of inlet and outlet connections. When two sizes are given, the first is size of inlet and the second is size of outlet.

MUELLER® Corporation Valves are manufactured and tested in accordance with ANSI/AWWA C800.

Copper tubing - standard dimensions, weights and tolerances

Standard copper water tube size	Nominal cop- per tube size	Outside diameter			Wall thickness		Nominal inside diameter	Actual inside area	Actual net copper	Theoretical weight		Calculated ultimate tensile	Bursting* pressure	Hydrostatic** test pressure	Safe working pressure
		O.D.	Tolerance		Nominal	Tolerance †				Nominal	Tolerance †				
			Annecated	Drawn											
inches	inch	inches	inch	inch	inch	inches	sq. in.	sq. in.	lbs. per feet	per- cent	lbs.	psi	psi	psi	
-	1/4	.250	.002	-	.030	.0025	.190	.028	.021	.081	7	.630	8305	1593	1038
-	3/8	.375	.002	-	.032	.0025	.311	.076	.034	.134	7	1020	5995	1099†	749
-	1/2	.500	.002	-	.032	.0025	.436	.149	.047	.182	7	1410	4530	809	566
3/8	-	.500	.0025	.001	.049	.004	.402	.127	.069	.269	7	2070	6848	1276†	856
-	5/8	.625	.0025	-	.035	.003	.555	.242	.085	.252	7	1950	3974	704	497
1/2	-	.625	.0025	.001	.049	.004	.527	.218	.089	.344	7	2670	5521	1004	690
5/8	-	.750	.0025	.001	.049	.004	.652	.334	.108	.418	7	3240	4822	827	578
3/4	-	.875	.003	.001	.065	.0045	.745	.436	.165	.641	7	4950	5239	948	655
1	-	1.125	.0035	.0015	.065	.0045	.995	.778	.216	.839	7	6480	4101	727	513
1-1/4	-	1.375	.004	.0015	.065	.0045	1.245	1.217	.267	1.04	7	8010	3368	590	421
1-1/2	-	1.625	.0045	.002	.072	.005	1.481	1.723	.351	1.36	7	10530	3155	551	394
2	-	2.125	.005	.002	.083	.007	1.959	3.014	.532	2.06	7	15960	2786	484	348

The above information was obtained from the following specification standards: AS™ B68-1971, AS™ B88-1971, AS™ B-251-1971, and ANSI H23.1-1970.

The bursting pressures and the hydrostatic test pressures have been figured using the nominal dimensions of the tubing and the appropriate formula listed below:

$$P = S \times \frac{(D^2 - d^2)}{.334d^2 + 1.333D^2}$$

$$P = \frac{2tS}{D - 0.8t}$$

Where S = 30,000 psi (ultimate tensile)

Where P = Hydrostatic pressure (psi)

P = Bursting pressure (psi)

t = Wall thickness (in)

D = Outside diameter (in)

D = Outside diameter (in)

d = Inside diameter (in)

S = Allowable stress of the material = 6000 psi

† This pressure listed to conform with formula. However, the tube need not be tested at a hydrostatic pressure over 1000 psi unless specified.


* Calculated from Clavarino's formula.

** Calculated from formula for thin hollow cylinders. See specifications AS™ B88-1962.



ENDOT INDUSTRIES

PIPE AND TUBING . DUCT AND INNERDUCT



Water pipe
-Endopure
-EndoPoly
-Golden Jet/Super Golden Jet
-Reclaimed Water Pipe
-Endocore RWT
-Power Pipe
-Endoflex Irrigation Pipe
-Endopoly Premium PE3408
-Geoflex Geothermal Pipe

ENDOPOLY PREMIUM PE 3408

Endot's ENDOPOLY PREMIUM PE 3408, High Density Polyethylene Pipe and Tubing, is produced from a special resin that carries a higher hydrostatic design rating than other PE 3408 products.

ENDOPOLY PREMIUM PE 3408 Pipe & Tubing

- is made from the highest grade PE 3408 resins available * and carries a rating of 345464C (based on ASTM D3350) with a Hydrostatic Design Basis of
 - @ 73o F (23o C) 1600 PSI (Mpa 11)
 - @ 140o F (60o C) 800 PSI (Mpa 5.5)
- is National Sanitation Foundation (NSF) Certified for use in potable water systems for the transport of drinking water.
- available in three sizing standards,
 - ASTM D2737 Copper Tube Size (CTS - OD Controlled)
 - ASTM D3035 Iron Pipe Size (IPS - OD Controlled)
 - ASTM D2239 Iron Pipe Size (IPS - ID Controlled)

ENDOPOLY PREMIUM PE 3408 is produced in;

- sizes from 3/4" through 2"
- pressure rating of 200 PSI.
- coils, or on reels for extra long lengths.

ENDOPOLY PREMIUM PE 3408 provides the most reliable water service pipe and tubing available.

ENDOPOLY PREMIUM PE 3408 provides exceptionally long life over a wide range of conditions for municipal water service connections.

ENDOPOLY PREMIUM PE 3408 meets AWWA C901 Standards as well as many building codes for outdoor water system installation.

ENDOPOLY PREMIUM PE 3408 is exceptionally durable and resistant to most chemicals, soil and water conditions with out risk of rot rust, corrosion or electrolysis.


ENDOPOLY PREMIUM PE 3408 is produced and backed by one of the oldest and largest producer of small diameter polyethylene tubing in the USA. ENDOPOLY PREMIUM PE 3408 carries a Lifetime Warranty including cost of replacement provisions. (See Warranty for details).

GROUND KEY ANGLE METER VALVES 3/4" & 1"

Mueller Co.

8D.9

Rev. 4-88



Ground key angle meter stop
MUELLER 110[®] Conductive
Compression Connection for CTS
O.D.* tubing x meter swivel nut**
180° turn check - lock wing

H-14258


Catalog size	5/8x3/4	5/8x3/4x3/4	5/8x3/4x1	1
Meter size	5/8	5/8x3/4, 3/4	5/8x3/4, 3/4	1
Pipe size	3/4	3/4	1	1



Ground key angle meter stop
MUELLER[®] Pack Joint Connection
for CTS O.D.* tubing x meter
swivel nut**
180° turn check - lock wing

P-14258


Catalog size	5/8x3/4x3/4	5/8x3/4x1	1
Meter size	5/8x3/4, 3/4	5/8x3/4, 3/4	1
Tubing size	3/4	1	1



Ground key angle meter stop
MUELLER 110 Compression
Connection for IPS PE* plastic pipe
x meter swivel nut**
180° turn check - lock wing

H-14259

Catalog size	5/8x3/4x3/4	5/8x3/4x1	1
Meter size	5/8x3/4, 3/4	5/8x3/4, 3/4	1
Pipe size	3/4	1	1



Ground key angle meter stop
MUELLER INSTA-TITE[®]
Connection for IPS PE* plastic
pipe x meter swivel nut**
180° turn check - lock wing

P-14266

Catalog size	5/8x3/4x3/4	5/8x3/4x1	1
Meter size	5/8x3/4, 3/4	5/8x3/4, 3/4	1
Pipe size	3/4	1	1



Ground key angle meter stop
MUELLER INSTA-TITE[®]
Connection for CTS O.D.* PE
plastic tubing x meter swivel nut**
180° turn check - lock wing

H-14267

Catalog size	5/8x3/4x3/4	5/8x3/4x1	1
Meter size	5/8x3/4, 3/4	5/8x3/4, 3/4	1
Pipe size	3/4	1	1



Ground key angle meter stop
Copper flare nut x meter swivel
nut**
180° turn check - lock wing

H-14255

Catalog size	5/8x3/4	5/8x3/4x3/4	5/8x3/4x1	1
Meter size	5/8	5/8x3/4, 3/4	5/8x3/4, 3/4	1
Tubing size	3/4	3/4	1	1



Ground key angle meter stop
F.I.P. x meter swivel nut**
180° turn check - lock wing

H-14265


Catalog size	5/8x3/4	5/8x3/4x3/4	5/8x3/4x1	1
Meter size	5/8	5/8x3/4, 3/4	5/8x3/4, 3/4	1
Pipe size	3/4	3/4	1	1

* See charts on pages 8D.15 and 8D.16 for tubing and pipe that can be used with this connection.

** Meter swivel nuts are regularly furnished with a saddle feature to aid in meter installation and removal. A plain swivel nut is available as an option by adding a suffix of -1 to the catalog number.

8D VALVES AND COUPLINGS


REV. 4-99



Straight meter coupling
Copper flare nut x meter
swivel nut*

H-14205

Catalog size	5/8x3/4x3/4
Meter size	5/8x3/4, 3/4
Tubing size	3/4



Straight meter coupling
MIP x meter swivel nut
Integral insulator in swivel nut
- tailpiece machined inside and
outside
- nut drilled for wire seal

H-10871


Catalog size	5/8x3/4x3/4	1
Meter size	5/8x3/4, 3/4	1
Length	2-35/64	2-21/32
Thread size	3/4	1



Straight meter coupling
MIP x meter swivel nut*
Tailpiece machined inside and
outside.
Other lengths are available --
contact MUELLER Customer
Service Center for details

H-10890

Catalog size	5/8x1/2	5/8x3/4x3/4	1
Meter size	5/8	5/8x3/4, 3/4	1
Length	2-3/8	2-1/2	2-5/8
Thread size	1/2	3/4	1



Straight meter coupling
FIP x meter swivel nut*
Tailpiece ribbed outside and
cored inside - nut drilled for
wire seal

H-14215

Catalog size	5/8x3/4	5/8x3/4x3/4	1
Meter size	5/8	5/8x3/4, 3/4	1
Thread size	3/4	3/4	1



Straight meter coupling
MIP x meter swivel nut*
Machined inside and outside -
nut drilled for wire seal

H-10896

Catalog size	5/8x1/2	5/8x3/4x3/4	1
Meter size	5/8	5/8x3/4, 3/4	1
Length	2-3/8	2-1/2	2-5/8
Thread size	1/2	3/4	1



Straight meter coupling
MIP x meter swivel nut*
Tailpiece ribbed outside and
cored inside

H-10891

Catalog size	5/8x3/4x3/4	1	1-1/4	1-1/2	2
Meter size	5/8x3/4, 3/4	1	1-1/4	1-1/2	2
Length	2-1/2	2-41/64	2-41/64	2-27/32	3-1/32
Thread size	3/4	1	1-1/4	1-1/2	2

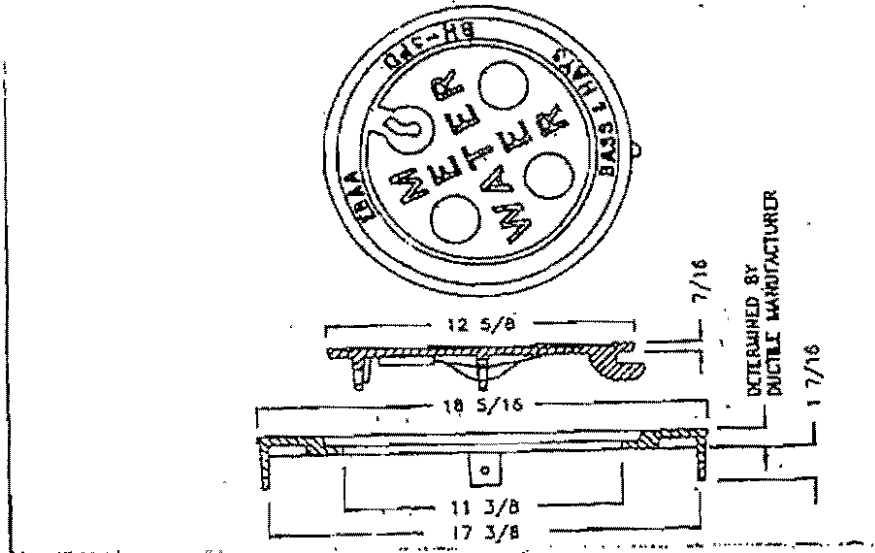
8E - COUPLINGS/MISC.

* Meter swivel nuts are regularly furnished with a saddle feature to aid in meter installation and removal. A plain swivel nut is available as an option by adding a suffix of -1 to the catalog number.

BASS & HAYS FOUNDRY INC.

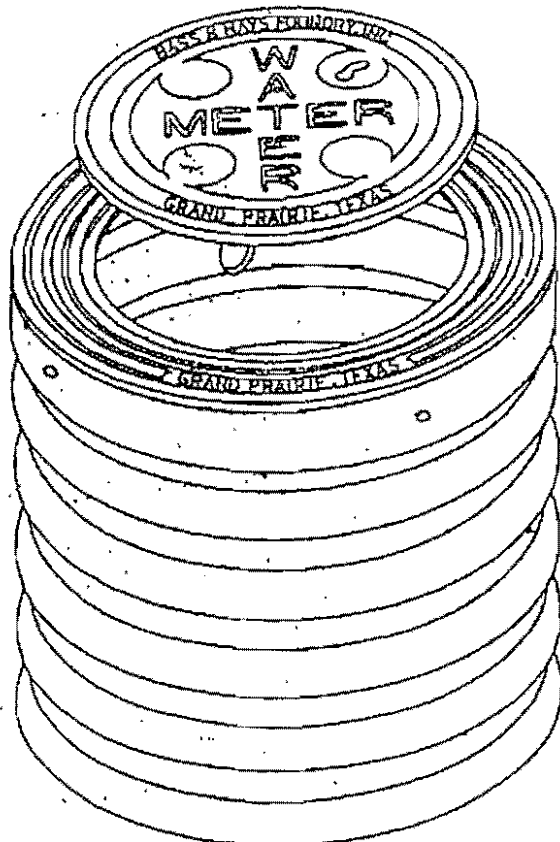
6. SERIES METER BOXS ARE SUITABLE FOR DRIVEWAYS FOR AUTOMOBILES

WEIGHT:				
LID	RING	BOX	SET	
15 LBS.	19 LBS.			



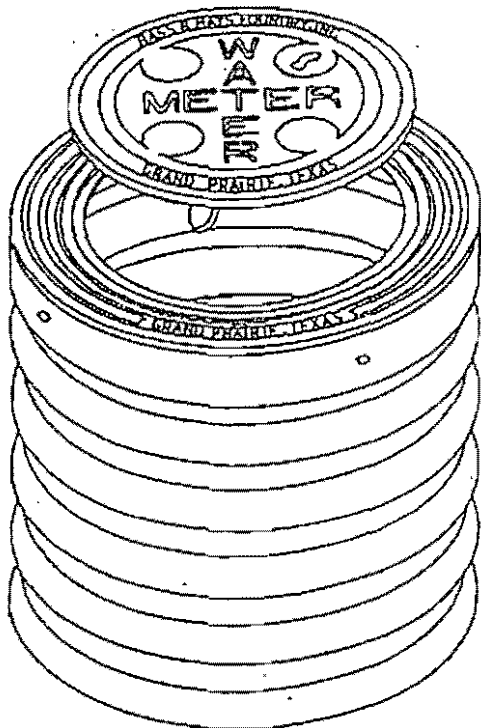
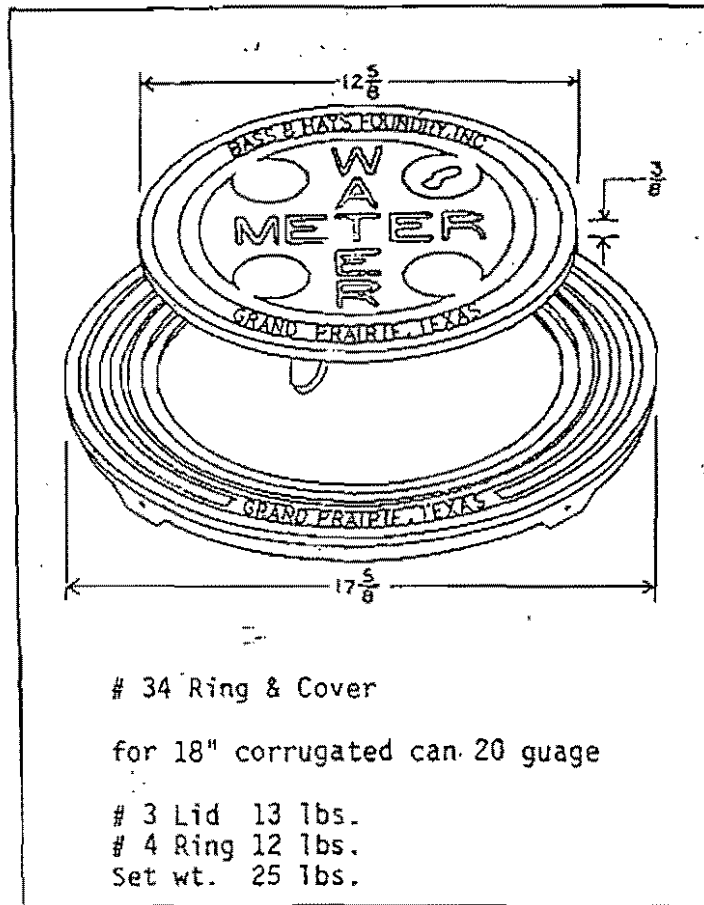
for 18" corrugated can 16 guage

***** 16GAGE CAN WITH DUCTILE IRON RINGS AND LIDS *****




62 series Heavy Duty Meter Boxes
for 16 guage corrugated can
18" diameter.

	height	weight
# 62 A	14"	55 lbs
# 62 A1S	14"	55 lbs
# 62 B	18"	70 lbs
# 62 C	24"	80 lbs



#. 34 Series Galvanized Meter Boxes
with 18" dia. corrugated cans

Part no.	Slot	Height	Weight
# 34 A		14"	40 lbs.
# 34 A1S	1	14"	40 lbs.
# 34 B		18"	43 lbs.
# 34 B1S	1	18"	43 lbs.
# 34 B2S	2	18"	43 lbs.
# 34 C		24"	47 lbs.
# 34 C1S	1	24"	47 lbs.
# 34 D		30"	51 lbs.
# 34 E		36"	56 lbs.
# 34 F		42"	62 lbs.
# 34 G		48"	70 lbs.
# 34 H		54"	85 lbs.
# 34 I		60"	95 lbs.



POLYWRAP

(Polyethylene Encasement for Ductile Iron Pipe)

All polywrap supplied by Standard Hardware, Inc., will meet or exceed the following specifics:

AWWA C105/A21.5-88

ASTM D1248-84

Thickness:	8 mil (tolerance +/- 10%)
Material:	Linear Low Density, Type I, Class C-Black, Grade E-1, Manufactured from 100% virgin resin. Colors & Clear = same specifications. Purple color for reclaimed water.
Tensile Strength:	1200 PSI (8.3 MP) minimum
Elongation:	300% minimum
Dielectric Strength:	(raw material) Volume resistivity ohm*cm= minimum
Dielectric Strength:	(finished film) 800V/mil (31.5V/um) thickness minimum

SUBMITTAL

WESTFIELD COURT ADDISON, TX

Davis Excavation
PO BOX 1169
Van Alstyne, TX 75495



10077 West University Drive
McKinney, Texas 75070
P: 972-434-2600
F: 972-434-2612

MUELLER® BR2B & BR2S SERIES BRONZE SERVICE SADDLES - DOUBLE STRAP


Mueller Co.

4.5


Rev. 4-01

MUELLER® Service Saddles for use on A-C, cast iron, ductile iron, and AWWA C900 PVC plastic pipe

- Outlet tapped with either AWWA taper (C.C.) or AWWA I.P. thread (F.I.P.T.)
- For use on A-C pipe, cast iron or ductile iron pipe and cast iron O.D. PVC pipe
- 200 psig (1379 kPa) maximum working pressure
- Available in single and double strap designs
- Brass body
- Flattened silicon bronze straps (standard)
- Optional 304L stainless steel straps
- Rolled strap threads
- O-ring sealed outlet
- 3/4" thru 2" tap sizes (5/8" some styles)
- Meets all applicable parts of ANSI/AWWA C800
- NSF 61 certified



BR 2 B Series



BR 2 S Series

MUELLER® Service Saddles with AWWA taper thread

Pipe O.D. range		Kind and size of pipe		Bronze double strap with AWWA taper thread (C.C.)						Optional stainless steel double strap with AWWA taper thread (C.C.)							
Inch	mm	A-C	Cast or ductile iron, C900 PVC plastic pipe	Base Catalog Number	Size of tapping (add to "Base" to complete catalog number)						Base Catalog Number	Size of tapping (add to "Base" to complete catalog number)					
					5/8"	3/4"	1"	1-1/4"	1-1/2"	2"		5/8"	3/4"	1"	1-1/4"	1-1/2"	2"
					4.74"-5.32"	121.0-135.0		4"	BR 2 B 0474 CC	062		075	100	125	150	200	BR 2 S 0474 CC
6.84"-7.45"	174.0-189.0		6"	BR 2 B 0684 CC	062	075	100	125	150	200	BR 2 S 0684 CC	062	075	100	125	150	200
8.99"-9.67"	229.0-245.0		8"	BR 2 B 0899 CC	062	075	100	125	150	200	BR 2 S 0899 CC	062	075	100	125	150	200
11.04"-12.12"	281.0-307.0		10"	BR 2 B 1104 CC	062	075	100	125	150	200	BR 2 S 1104 CC	062	075	100	125	150	200
13.14"-14.58"	334.0-370.0		12"	BR 2 B 1314 CC	062	075	100	125	150	200	BR 2 S 1314 CC	062	075	100	125	150	200
15.22"-16.88"	386.6-428.7		14"	BR 2 B 1522 CC	-	075	100	-	150	200	BR 2 S 1522 CC	-	075	100	-	150	200
17.32"-19.19"	439.9-487.4		16"	BR 2 B 1732 CC	-	075	100	-	150	200	BR 2 S 1732 CC	-	075	100	-	150	200

MUELLER® Service Saddles with AWWA iron pipe thread

Pipe O.D. range		Kind and size of pipe*		Bronze double strap with AWWA I.P. thread (F.I.P.T.)						Optional stainless steel double strap with AWWA I.P. thread (F.I.P.T.)							
Inch	mm	A-C	Cast or ductile iron, C900 PVC pipe	Base Catalog Number	Size of tapping (add to "Base" to complete catalog number)						Base Catalog Number	Size of tapping (add to "Base" to complete catalog number)					
					3/4"	1"	1-1/4"	1-1/2"	2"	3/4"		1"	1-1/4"	1-1/2"	2"		
					4.74"-5.32"	121.0-135.0		4"	BR 2 B 0474 IP	075		100	125	150	200	BR 2 S 0474 IP	075
6.84"-7.45"	174.0-189.0		6"	BR 2 B 0684 IP	075	100	125	150	200	BR 2 S 0684 IP	075	100	125	150	200		
8.99"-9.67"	229.0-245.0		8"	BR 2 B 0899 IP	075	100	125	150	200	BR 2 S 0899 IP	075	100	125	150	200		
11.04"-12.12"	281.0-307.0		10"	BR 2 B 1104 IP	075	100	125	150	200	BR 2 S 1104 IP	075	100	125	150	200		
13.14"-14.58"	334.0-370.0		12"	BR 2 B 1314 IP	075	100	125	150	200	BR 2 S 1314 IP	075	100	125	150	200		
15.22"-16.88"	386.6-428.7		14"	BR 2 B 1522 IP	075	100	-	150	200	BR 2 S 1522 IP	075	100	-	150	200		
17.32"-19.19"	439.9-487.4		16"	BR 2 B 1732 IP	075	100	-	150	200	BR 2 S 1732 IP	075	100	-	150	200		

* A-C pipe, classes 150-200 per ASTM C195 and AWWA C400 - actual O.D. of pipe being used must fall within the pipe O.D. range listed in the preceding chart. Centrifugally cast pipe, classes 50-150 per ANSI/AWWA C102 A21.2, ANSI/AWWA C106/A21.6; ANSI/AWWA C108/A21.8, and Federal specification WW-P-421. Ductile iron pipe, classes 50-56 per ANSI/AWWA C151/A21.51; Cast iron O.D. PVC plastic pipe per AWWA C900.

** The outside diameter of A-C pipe varies from manufacturer to manufacturer, to make certain you select the proper clamp:

1) Determine the O.D. of the pipe at the point of saddle installation;

2) From the pipe O.D. range column of the above chart, choose a saddle that has a pipe O.D. range that includes the determined pipe diameter

These machines may be used with the service saddles illustrated on this page

Machine	Service saddle tap size				
	5/8"	3/4"	1"	1-1/2"	2"
E-51™	X	X	X	X	X
D-51™	-	X	X	X	X
TRU-CUT™	-	X	X	-	-
MEGA-CUT™	X	X	X	X	X
PL-21™	-	X	X	-	-

TO ORDER SPECIFY QUANTITY, OUTLET TAPPING SIZE AND CATALOG NUMBER

1/2" - 1" GROUND KEY DESIGN CORPORATION VALVES



H-15008

Ground Key Corporation Valve
Inlet: AWWA taper (MUELLER "CC") thread
Outlet: MUELLER® 110[®] Conductive Compression Connection for CTS O.D.* tubing

1/2" †	3/4"	3/4"x1"	1"
--------	------	---------	----



H-15028

Ground Key Corporation Valve
Inlet: AWWA I.P. thread
Outlet: MUELLER 110 Conductive Compression Connection for CTS O.D.* tubing

1/2"	3/4"	1"
------	------	----



H-15031

Ground Key Corporation Valve
Inlet: AWWA taper (MUELLER "CC") thread
Outlet: MUELLER 110 Conductive Compression Connection for CTS O.D. tubing eighth bend connection

3/4"	1"
------	----



H-15030

Ground Key Corporation Valve
Inlet: AWWA taper (MUELLER "CC") thread
Outlet: MUELLER 110 Conductive Compression Connection for CTS O.D. tubing quarter bend connection

3/4"	1"
------	----



H-15009

Ground Key Corporation Valve
Inlet: AWWA taper (MUELLER "CC") thread
Outlet: MUELLER 110 Compression Connection for IPS PE* pipe

3/4"	1"
------	----



H-15029

Ground Key Corporation Valve
Inlet: AWWA I.P. thread
Outlet: MUELLER 110 Compression Connection for IPS PE* pipe

3/4"	1"
------	----



P-15008

Ground Key Corporation Valve
Inlet: AWWA taper (MUELLER "CC") thread
Outlet: MUELLER® Pack Joint Connection for CTS O.D.* tubing

3/4"	1"
------	----



P-15028

Ground Key Corporation Valve
Inlet: AWWA I.P. thread
Outlet: MUELLER Pack Joint Connection for CTS O.D.* tubing

3/4"	1"
------	----

*See charts on pages 5.10-5.13 for tubing and pipe that may be used on these connections.

† Requires minimum ordering quantity. Contact MUELLER Customer Service Center for minimum order requirements and availability.

NOTE: Sizes shown above represent nominal size of inlet and outlet connections. When two sizes are given, the first is size of inlet and the second is size of outlet.

MUELLER® Corporation Valves are manufactured and tested in accordance with ANSI/AWWA C800.

Rev. 4-99

Copper tubing - standard dimensions, weights and tolerances

Standard copper water tube size	Nominal cop- per tube size	Outside diameter			Wall thickness		Nominal inside diameter	Actual inside area	Actual net copper	Theoretical weight		Calculated ulti- mate tensile	Bursting* pressure	Hydrostatic** test pressure	Safe working pressure
		O.D.	Tolerance		Nominal	Tolerance+1				Nominal	+1				
			Annealed	Drawn											
inches	inch	inches	inch	inch	inch	inch	inches	sq. in.	sq. in.	lbs. per foot	per- cent	lbs.	psi	psi	psi
-	1/4	.250	.002	-	.030	.0025	.190	.028	.021	.081	7	.630	8305	1593	1038
-	3/8	.375	.002	-	.032	.0025	.311	.076	.034	.134	7	1020	5995	1099†	749
-	1/2	.500	.002	-	.032	.0025	.436	.149	.047	.182	7	1410	4530	809	586
3/8	-	.500	.0025	.001	.049	.004	.402	.127	.069	.269	7	2070	6848	1276†	856
-	5/8	.625	.0025	-	.035	.003	.555	.242	.065	.252	7	1950	3974	704	497
1/2	-	.625	.0025	.001	.049	.004	.527	.216	.089	.344	7	2670	5521	1004	690
5/8	-	.750	.0025	.001	.049	.004	.652	.334	.108	.418	7	3240	4622	827	578
3/4	-	.875	.003	.001	.065	.0045	.745	.436	.165	.641	7	4950	5239	948	655
1	-	1.125	.0035	.0015	.065	.0045	.995	.778	.216	.839	7	6480	4101	727	513
1-1/4	-	1.375	.004	.0015	.065	.0045	1.245	1.217	.267	1.04	7	8010	3366	590	421
1-1/2	-	1.625	.0045	.002	.072	.005	1.481	1.723	.351	1.36	7	10530	3155	551	394
2	-	2.125	.005	.002	.083	.007	1.959	3.014	.532	2.06	7	15960	2786	484	348

The above information was obtained from the following specification standards:
AS™ B68-1971, AS™ B88-1971, AS™ B-251-1971, and ANSI H23.1-1970.

The bursting pressures and the hydrostatic test pressures have been figured using the nominal dimensions of the tubing and the appropriate formula listed below:

$$P = S \times \frac{(D^2 - d^2)}{.334d^2 + 1.333D^2}$$

$$P = \frac{2tS}{D - 0.8t}$$

Where S = 30,000 psi (ultimate tensile)

Where P = Hydrostatic pressure (psi)

P = Bursting pressure (psi)

t = Wall thickness (in)

D = Outside diameter (in)

D = Outside diameter (in)

d = Inside diameter (in)

S = Allowable stress of the material = 6000 psi

† This pressure listed to conform with formula. However, the tube need not be tested at a hydrostatic pressure over 1000 psi unless specified.


* Calculated from Clavarino's formula.

** Calculated from formula for thin hollow cylinders. See specifications AS™ B88-1962.



ENDOT INDUSTRIES

PIPE AND TUBING . DUCT AND INNERDUCT



Water pipe
-Endopure
-EndoPoly
-Golden Jet/Super Golden Jet
-Reclaimed Water Pipe
-Endocore RWT
-Power Pipe
-Endoflex Irrigation Pipe
-Endopoly Premium PE3408
-Geoflex Geothermal Pipe

ENDOPOLY PREMIUM PE 3408

Endot's ENDOPOLY PREMIUM PE 3408, High Density Polyethylene Pipe and Tubing, is produced from a special resin that carries a higher hydrostatic design rating than other PE 3408 products.

ENDOPOLY PREMIUM PE 3408 Pipe & Tubing

- is made from the highest grade PE 3408 resins available * and carries a rating of 345464C (based on ASTM D3350) with a Hydrostatic Design Basis of
 - @ 73o F (23o C) 1600 PSI (Mpa 11)
 - @ 140o F (60o C) 800 PSI (Mpa 5.5)
- is National Sanitation Foundation (NSF) Certified for use in potable water systems for the transport of drinking water.
- available in three sizing standards,
 - ASTM D2737 Copper Tube Size (CTS - OD Controlled)
 - ASTM D3035 Iron Pipe Size (IPS - OD Controlled)
 - ASTM D2239 Iron Pipe Size (IPS - ID Controlled)

ENDOPOLY PREMIUM PE 3408 is produced in;

- sizes from 3/4" through 2"
- pressure rating of 200 PSI.
- coils, or on reels for extra long lengths.

ENDOPOLY PREMIUM PE 3408 provides the most reliable water service pipe and tubing available.

ENDOPOLY PREMIUM PE 3408 provides exceptionally long life over a wide range of conditions for municipal water service connections.

ENDOPOLY PREMIUM PE 3408 meets AWWA C901 Standards as well as many building codes for outdoor water system installation.

ENDOPOLY PREMIUM PE 3408 is exceptionally durable and resistant to most chemicals, soil and water conditions with out risk of rot rust, corrosion or electrolysis.

ENDOPOLY PREMIUM PE 3408 is produced and backed by one of the oldest and largest producer of small diameter polyethylene tubing in the USA. ENDOPOLY PREMIUM PE 3408 carries a Lifetime Warranty including cost of replacement provisions. (See Warranty for details).

GROUND KEY ANGLE METER VALVES

3/4" & 1"

Mueller Co.

8D.9

Rev. 4-89



Ground key angle meter stop
MUELLER 110[®] Conductive
 Compression Connection for CTS
 O.D.* tubing x meter swivel nut**
 180° turn check - lock wing

H-14258


Catalog size	5/8x3/4	5/8x3/4x3/4	5/8x3/4x1	1
Meter size	5/8	5/8x3/4, 3/4	5/8x3/4, 3/4	1
Pipe size	3/4	3/4	1	1



Ground key angle meter stop
MUELLER[®] Pack Joint Connection
 for CTS O.D.* tubing x meter
 swivel nut**
 180° turn check - lock wing

P-14258


Catalog size	5/8x3/4x3/4	5/8x3/4x1	1
Meter size	5/8x3/4, 3/4	5/8x3/4, 3/4	1
Tubing size	3/4	1	1



Ground key angle meter stop
MUELLER 110 Compression
 Connection for IPS PE* plastic pipe
 x meter swivel nut**
 180° turn check - lock wing

H-14259


Catalog size	5/8x3/4x3/4	5/8x3/4x1	1
Meter size	5/8x3/4, 3/4	5/8x3/4, 3/4	1
Pipe size	3/4	1	1



Ground key angle meter stop
MUELLER INSTA-TYTE[®]
 Connection for IPS PE* plastic
 pipe x meter swivel nut**
 180° turn check - lock wing

P-14266

Catalog size	5/8x3/4x3/4	5/8x3/4x1	1
Meter size	5/8x3/4, 3/4	5/8x3/4, 3/4	1
Pipe size	3/4	1	1



Ground key angle meter stop
MUELLER INSTA-TYTE[®]
 Connection for CTS O.D.* PE
 plastic tubing x meter swivel nut**
 180° turn check - lock wing

H-14267

Catalog size	5/8x3/4x3/4	5/8x3/4x1	1
Meter size	5/8x3/4, 3/4	5/8x3/4, 3/4	1
Pipe size	3/4	1	1



Ground key angle meter stop
Copper flare nut x meter swivel
 nut**
 180° turn check - lock wing

H-14255

Catalog size	5/8x3/4	5/8x3/4x3/4	5/8x3/4x1	1
Meter size	5/8	5/8x3/4, 3/4	5/8x3/4, 3/4	1
Tubing size	3/4	3/4	1	1



Ground key angle meter stop
F.I.P. x meter swivel nut**
 180° turn check - lock wing

H-14265

Catalog size	5/8x3/4	5/8x3/4x3/4	5/8x3/4x1	1
Meter size	5/8	5/8x3/4, 3/4	5/8x3/4, 3/4	1
Pipe size	3/4	3/4	1	1


* See charts on pages 8D.15 and 8D.16 for tubing and pipe that can be used with this connection.

** Meter swivel nuts are regularly furnished with a saddle feature to aid in meter installation and removal. A plain swivel nut is available as an option by adding a suffix of -1 to the catalog number.

MUELLER Valves and Couplings are manufactured and tested in accordance with ANSI/AWWA C800.

8D-VALVE PRODUCTS

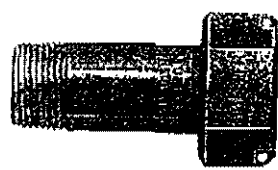
REV. 4-99



Straight meter coupling
Copper flare nut x meter
swivel nut*

H-14205


Catalog size	5/8x3/4x3/4
Meter size	5/8x3/4, 3/4
Tubing size	3/4



Straight meter coupling
MIP x meter swivel nut
Integral insulator in swivel nut
- tailpiece machined inside and
outside
- nut drilled for wire seal

H-10871

Catalog size	5/8x3/4x3/4	1
Meter size	5/8x3/4, 3/4	1
Length	2-35/64	2-21/32
Thread size	3/4	1



Straight meter coupling
MIP x meter swivel nut*
Tailpiece machined inside and
outside.
Other lengths are available --
contact MUELLER Customer
Service Center for details

H-10890


Catalog size	5/8x1/2	5/8x3/4x3/4	1
Meter size	5/8	5/8x3/4, 3/4	1
Length	2-3/8	2-1/2	2-5/8
Thread size	1/2	3/4	1



Straight meter coupling
FIP x meter swivel nut*
Tailpiece ribbed outside and
cored inside - nut drilled for
wire seal

H-14215

Catalog size	5/8x3/4	5/8x3/4x3/4	1
Meter size	5/8	5/8x3/4, 3/4	1
Thread size	3/4	3/4	1



Straight meter coupling
MIP x meter swivel nut*
Machined inside and outside -
nut drilled for wire seal

H-10896

Catalog size	5/8x1/2	5/8x3/4x3/4	1
Meter size	5/8	5/8x3/4, 3/4	1
Length	2-3/8	2-1/2	2-5/8
Thread size	1/2	3/4	1



Straight meter coupling
MIP x meter swivel nut*
Tailpiece ribbed outside and
cored inside

H-10891

Catalog size	5/8x3/4x3/4	1	1-1/4	1-1/2	2
Meter size	5/8x3/4, 3/4	1	1-1/4	1-1/2	2
Length	2-1/2	2-41/64	2-41/64	2-27/32	3-1/32
Thread size	3/4	1	1-1/4	1-1/2	2

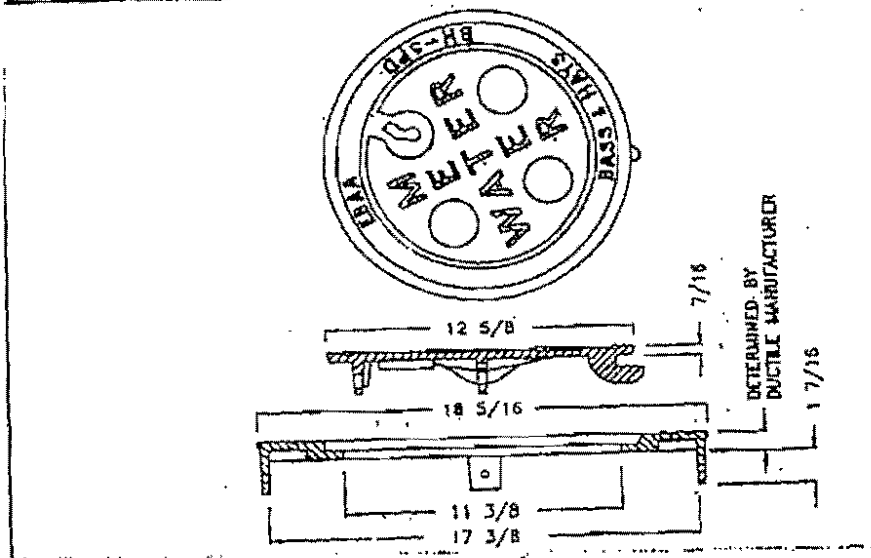
8E - COUPLINGS/MISC.

* Meter swivel nuts are regularly furnished with a saddle feature to aid in meter installation and removal. A plain swivel nut is available as an option by adding a suffix of -1 to the catalog number.

BASS & HAYS FOUNDRY INC.

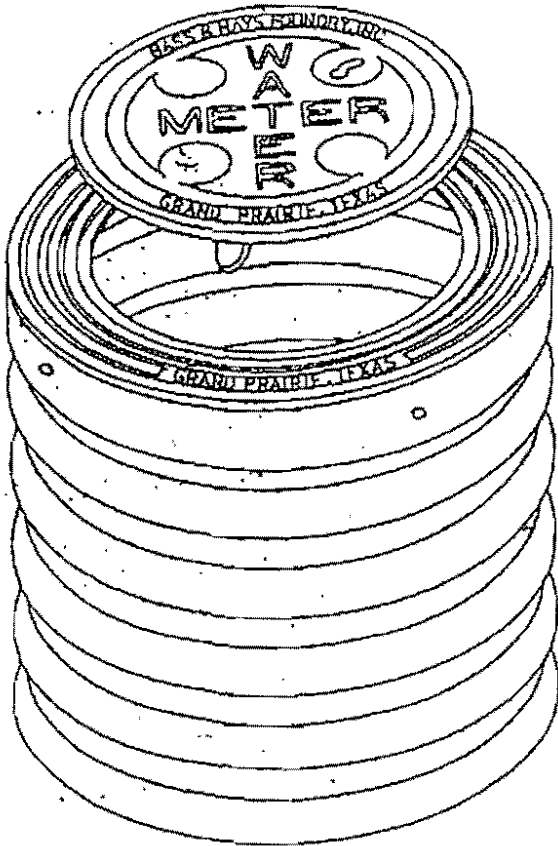
62 SERIES METER BOXS ARE SUITABLE FOR DRIVEWAYS FOR AUTOMOBILES

WEIGHT: LID 15 LBS.	RING 19 LBS.	BOX	SET	
---------------------------	-----------------	-----	-----	--



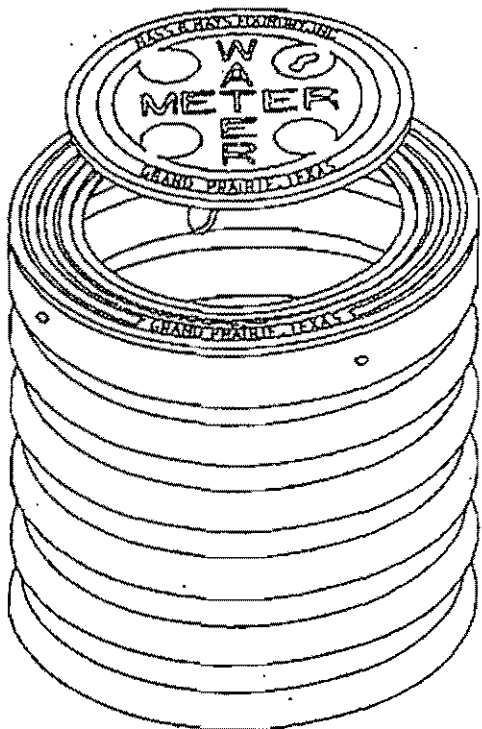
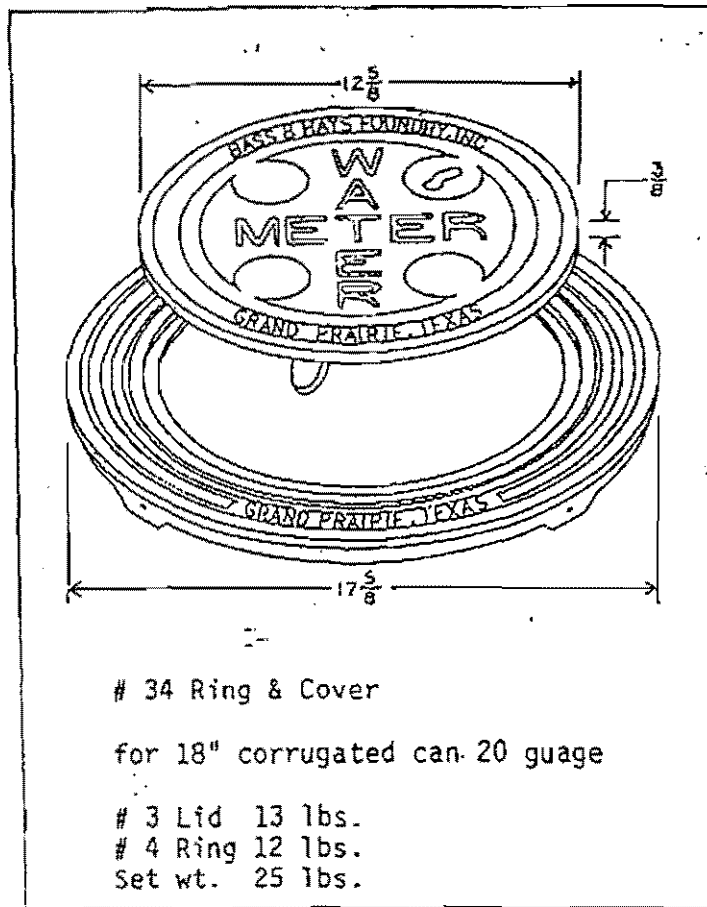
for 18" corrugated can 16 guage

***** 16GAGE CAN WITH DUCTILE IRON RINGS AND LIDS *****




62 series Heavy Duty Meter Boxes
for 16 guage corrugated can
18" diameter

	height	weight
# 62 A	14"	55 lbs
# 62 A1S	14"	55 lbs
# 62 B	18"	70 lbs
# 62 C	24"	80 lbs



34 Series Galvanized Meter Boxes
with 18" dia. corrugated cans

Part no.	Slot	Height	Weight
# 34 A		14"	40 lbs.
# 34 A1S	1	14"	40 lbs.
# 34 B		18"	43 lbs.
# 34 B1S	1	18"	43 lbs.
# 34 B2S	2	18"	43 lbs.
# 34 C		24"	47 lbs.
# 34 C1S	1	24"	47 lbs.
# 34 D		30"	51 lbs.
# 34 E		36"	56 lbs.
# 34 F		42"	62 lbs.
# 34 G		48"	70 lbs.
# 34 H		54"	85 lbs.
# 34 I		60"	95 lbs.



POLYWRAP

(Polyethylene Encasement for Ductile Iron Pipe)

All polywrap supplied by Standard Hardware, Inc., will meet or exceed the following specifics:

AWWA C105/A21.5-88

ASTM D1248-84

Thickness:	8 mil (tolerance +/- 10%)
Material:	Linear Low Density, Type I, Class C-Black, Grade E-1, Manufactured from 100% virgin resin. Colors & Clear = same specifications. Purple color for reclaimed water.
Tensile Strength:	1200 PSI (8.3 MP) minimum
Elongation:	300% minimum
Dielectric Strength:	(raw material) Volume resistivity ohm*cm= minimum
Dielectric Strength:	(finished film) 800V/mil (31.5V/um) thickness minimum

Davis Excavation, Inc.

Illegible handwritten signature

• P.O. Box 1169 • Van Alstyne, Texas 75495 • (214) 733-8042 • (214) 733-8043 Fax

4-Oct-04

Ms. Minok Suh
Purchasing Coordinator
Town Of Addison
Finance Dept. / Purchasing Division
P.O. Box 9010
Addison, TX 75001

Re: Bid 04-34 Westfield Ct. Water Service Replacement

Dear Ms. Suh,

Davis Excavation, Inc. has received the Notice Of Award on your Westfield Ct. Water Service Replacement project. Below is our Post-Bid Information as required in the Project Specifications.

1. Designation of portions of the Work to be performed by Davis Excavation, Inc.

- Davis Excavation, Inc. will self perform 78% of the Work.
- Davis will purchase/subcontract 22% of the Work.

2. List of Suppliers / Subcontractors.


- Ferguson Enterprises, Inc. (Pipe Supplier)
P.O. Box 847411 Dallas, TX 75284-7411
817-267-3900
- Penhall Company (Saw Cutting)
Dept. 2911
Los Angeles, CA 90084-2911
972-206-0123
- Custom Crete (Concrete Supplier)
P.O. Box 849739
Dallas, TX 75284-9739
972-488-8131

3. Suppliers / Subcontractors qualifications.

- See Attached.

Davis Excavation is in the process of obtaining the necessary Insurance Certificates and Bonds. We will forward these documents to your attention no later than 8-Oct-04. We are looking forward to working with the Town Of Addison on this project.

Sincerely,


Mark Brandenburg
E.V.P.

FERGUSON ENTERPRISES, INC.
STANDARD CREDIT INFORMATION

CORPORATE OFFICERS:

Chip S. Hornsby, President & CEO
 Stewart P. Mitchell, Vice President/CFO
 Terry E. Hall, Secretary
 Joseph R. Witt, Treasurer

PRINCIPAL BUSINESS ACTIVITY:

Wholesale distributor of plumbing, heating, pipe valve and fittings, HVAC, waterworks and industrial products.

FEDERAL TAX NUMBER:

54-1211771

DUN'S NUMBER:

00-895-5171 * 5A2 *

BANK REFERENCES:

First Union National Bank
 Credit Information Exchange
 P.O. Box 50012
 Roanoke, VA 24040
 Phone: (540) 563-7363
 Fax: (540) 563-7331
www.FirstUnion.com/creditinfo
 click on "written credit inquiry"

Wachovia Operational Services Corporation
 1628 Browning Road SC8928-C
 Columbia, SC 29226
 Requests made by mail only
 Phone: (803) 216-3834

Bank of America
 Credit Inquiry Services
 P.O. Box 100289
 Columbia, SC 29202-3289

Information only for credit inquiries:
 Phone: (803) 765-4882
 Fax: 1-900-555-5100
 Request in prior to 3 pm – same day response
 (\$10 charge to requester's phone bill)

TRADE REFERENCES:

Delta Faucet Company
 55 East 11th Street
 P.O. Box 40980
 Indianapolis, IN 46280
 Phone: (317) 848-1812
 Requests by mail only

In-Sink-erator Division
 Emerson Electric Company
 4700 21st Street
 Racine, WI 53406
 Phone: (800) -558-5712 (262) -554-5432
 Fax: (262) -321-0113

Charlotte Pipe & Foundry Company
 P.O. Box 35430
 Charlotte, NC 28235
 Phone: (800) 438-6091
 Fax: (704) 348-6418

NIBCO
 P.O. Box 1167
 Elkhart, IN 46515-1167
 Phone: (574) 295-3000
 Fax: (574) 295-3307

FERGUSON WATERWORKS, INC.**CREDIT INFORMATION**

Dallas Branch-788, 2650 S. Pipeline (76040)

Remit: PO Box 9406, Hampton, VA 23670-0406

Metro Phone 817-267-3900 Metro Fax 817-267-3912

**Phillip Selby : President/General Manager; Danny Reid : Vice President
Tommy Tanner : Operations Manager; Janet K. Addamz : Credit Manager**

Receiving all billing for the following Satellite Locations:

Eules - 788
Osa Gaisoa-Mgr
2650 S Pipeline Rd
Eules, TX 76040
817-267-3900
Fax 817-267-3912**McKinney - 1232**
Dave Geary-Mgr
10077 W. University Dr.
McKinney, TX. 75071
972-434-2600
Fax 972-434-2612**Ft Smith, AR - 1211**
Terry Jarrell-Mgr
4304 S Phoenix
Fort Smith, AR 72903
800-687-0646
Fax 479-646-6838**Haslet - 1241**
Troy Yeager-Mgr
880 Blue Mound W, Ste 303
Haslet, TX 76052
817-439-3517
Fax 817-439-3421**Austin - 1254**
Tom Ellis-Mgr
200 Park Central Blvd
Georgetown, TX. 78626
512-930-2262
Fax 512-930-2388**Waco - 1006**
5495 S IH 35
Waco, TX 76706
254-662-6850
Fax 254-662-6855**** See additional page for Corporate and reference information****Signature: 

Phillip R. Selby, President/General Manager, June 17, 2004

TEXAS SALES TAX RESALE CERTIFICATE

Name of purchaser, firm or agency <i>Ferguson</i>	Phone (Area code and number) <i>817-267-3900</i>
Address (Street & number, P.O. Box or Route number) <i>PO Box 2009</i>	
City, state, ZIP code <i>Euless TX 76039-2009</i>	
Texas Limited Sales Tax Permit Number (or out-of-state receiver's registration number or state applied for Texas permit) <i>541211771</i>	

I, the purchaser named above, claim the right to make a non-taxable purchase for resale of the taxable items described below or on the attached order or invoice from:

Seller

Street address

City, state, ZIP code

Description of the items to be purchased, or on the attached order or invoice:

Items for resale

Description of the type of business activity generally engaged in or type of items normally sold by the purchaser: *Waterworks supplies*

The taxable items described above, or on the attached order or invoice, will be resold, rented or leased by me within the geographical limits of the United States of America, its territories and possessions, in its present form or attached to other personal property to be sold.

I understand that if I make any use of the item other than retention, demonstration or display while holding it for sale, lease or rental, I must pay sales tax on the item at the time of use based upon either the purchase price or the fair market rental value for the period of time used.

I understand that it is a misdemeanor to give a resale certificate to the seller for taxable items which I know, at the time of purchase, are purchased for use rather than for the purpose of resale, lease, or rental, and that upon conviction I may be fined not more than \$500 per offense.

sign here	Purchaser <i>Grant K. Adams</i>	Title <i>Credit Manager</i>	Date <i>10/7/03</i>
	This certificate should be furnished to the supplier. Do not send the completed certificate to the Comptroller of Public Accounts		

PREQUALIFICATION INFORMATION

PENHALL COMPANY
1801 Penhall Way
Anaheim, Ca. 92801
(714) 772-6450

Parent Company: Penhall International Corp.

Years in business: 47 years

Years in business under present name: 15 years

Formerly operated under the following names: L. B. Penhall since 1957, Penhall Company since 1972, Penhall International, Inc. since 1988, Penhall Company since 1989.

Penhall Company is a California corporation, incorporated on April 20, 1989.

Subsidiaries: Penhall Investments, Inc., Penhall Leasing, L.L.C. and Bob Mack Co., Inc.

Corporate Officers/Directors: Resumes of Operational Officers are included in text.

John T. Sawyer	President, Director, Chairman, and Chief Executive Officer
C. George Bush	Vice President/Director
Bruce Varney	Vice President/Director
Gary Arnold	Vice President
Jeffrey Platt	Vice President of Finance/CFO
Kathy Hall	Secretary

Type of Service:

- a) Concrete pavement sawing, sealing and installation of bridge expansion joints
- b) Commercial building demolition
- c) Bridge and highway demolition
- d) Structural restoration and strengthening
- e) Concrete grooving and grinding
- f) Pavement markers
- g) Milling rumble strips
- h) Asphalt milling
- i) All phases of concrete restoration and rehabilitation
- j) Construction Specialty: (see below)

Penhall Company is a Specialty Service Contractor with emphasis in the field of existing concrete. We are best known for expedient and quality work in addition to being the contractor of choice when the risks are high.

Penhall Company's employees are qualified to work in contaminated areas. Nuclear decontamination projects are among the list of jobs performed in a hazardous environment.

Size of Company Staff:

Present number of key employees by classification:

President	1
Vice Presidents	4
Regional Managers	6
Asset Managers	6
Senior Project Managers	8
Project Managers	14
Project Superintendents	41
Corporate Safety Officer	1
Corporate Risk Manager	1



Concrete Sawing, Drilling and Breaking

Brad Boyd

PHONE: 972-205-0123
 CELL 817-308-9136
 FAX: 817-251-0321

1201 Minters Chapel Road
 Suite 101
 Grapevine, TX 76051

Average length of tenure by classification of key employees:

President	26 years
Vice Presidents	23 years
Regional Managers	27 years
Area Managers	19 years
Asset Managers	23 years
Senior Project Managers	23 years
Project Managers	14 years
Project Superintendents	16 years

The officers of the Penhall Company are long time employees of the Corporation and have never been associated with any firm that has failed to complete a project.

Construction experience of key individuals:

John T. Sawyer	35 years	President/Director
Bruce Varney	28 years	Vice President/Director/Regional Manager
C. George Bush	23 years	Vice President/Director/Regional Manager
Gary L. Aamold	30 years	Vice President
Leif McAfee	19 years	Area Manager
Vince Gutierrez	18 years	Area Manager
Jack S. Hobbs	28 years	Division Manager/Contracts Southwest
Frank Glenn	26 years	Senior Project Manager
Scott Campbell	28 years	Manager National Contracts
Josh Haryung	16 years	Project Manager
David A. Ellison	47 years	Division Manager/National Contracts
Milt Muller	28 years	Project Superintendent
Robert C. Norling	25 years	Corporate Risk Manager

Below are listed the States that Penhall Company is registered to work in. Also listed are the Contractors Licenses held wherever required. Penhall Company is qualified to do business in all 50 states.

STATE		CONTRACTOR'S LICENSE NUMBER	TYPE
ALABAMA	AL	004545	General Contractor - all phases of concrete rehab
ALASKA	AK	26691	General Contractor - all phases of concrete rehab
ARIZONA	AZ	84489/144893	General Engineering - Class A
ARKANSAS	AR	008054100	Highway, railroad, airport construction
CALIFORNIA	CA	568673	A ASB C21 C61 HAZ HIC D08 B
COLORADO	CO	not required	
CONNECTICUT	CT	MCO.901348	Major Contractor
DELAWARE	DE	2.00003E+13	Contractor - non-resident
FLORIDA	FL	not required	
GEORGIA	GA	not required	
HAWAII	HI	AC 22970	Highway, street, bridge, demolition
IDAHO	ID	11668-AAA-1-2	Public Works contractor more than \$3,000,000
ILLINOIS	IL	not required	
INDIANA	IN	not required	
IOWA	IO	63520-00	General Contractor - all phases of concrete rehab
KANSAS	KS	not required	
KENTUCKY	KY	not required	
LOUISIANA	LA	35325	Highway, street and bridge construction
MAINE	MA	not required	
MARYLAND	MD	not required	
MASSACHUSETTS	ME	not required	
MICHIGAN	MI	not required	
MINNESOTA	MN	not required	
MISSISSIPPI	MS	12308	Highway, street, bridge, demolition
MISSOURI	MO	not required	
MONTANA	MT	36624	Highway, street and bridge construction
NEBRASKA	NE	13663	Highway, street and bridge construction
NEVADA	NV	37553	General Engng A / C-5 concrete cutting
NEW HAMPSHIRE	NH	not required	
NEW JERSEY	NJ	not required	
NEW MEXICO	NM	53093	Highway repair/demolition/sawing & coring
NEW YORK	NY	not required	
NORTH CAROLINA	NC	45727	Highway
NORTH DAKOTA	ND	26020	Class A

OHIO	OH	not required	
OKLAHOMA	OK	not required	
OREGON	OR	67786	General Contractor - all phases of concrete rehab
PENNSYLVANIA	PA	not required	
RHODE ISLAND	RI	not required	
SOUTH CAROLINA	SC	98956	General Contractor - all phases of concrete rehab
SOUTH DAKOTA	SD	not required	
TENNESSEE	TN	44901	General Contractor - all phases of concrete rehab
TEXAS	TX	not required	
UTAH	UT	91-250358-5501	E100 General Engng / S460 Demolition
VERMONT	VT	bus. Lic.	
VIRGINIA	VA	2705054441A	General Contractor - all phases of concrete rehab
WASHINGTON	WA	PENHAC*101NH	General Contractor - all phases of concrete rehab
WEST VIRGINIA	WV	WV031171	General Engineering - Class A
WISCONSIN	WI	not required	
WYOMING	WY	not required	

Many of the projects performed by Penhall Company are under extreme time constraints. Most highway projects are performed during freeway closures with restricted hours. In many cases, only six hours are allowed to close a freeway, remove a bridge or remove and replace concrete pavement and to re-open the freeway to public traffic. Such constraints require minute to minute planning which sharpen our skills for fast track projects for which we are well known.

Literally hundreds of projects are awarded to Penhall Company each year, all of which have been successfully completed.

Major Highway Projects completed:

Project Name and Location: Port of Long Beach Pier "T" Remove 3 Piers
Berths 132-134
Owner: Port of Long Beach
Contract Amount: \$3,197,676
Start Date: March 2003
Completion Date: March 2004
Prime Contractor: Cleveland Wrecking
Contact: Steve Fugate

Project Name and Location: Escambia River Bridges, Pensacola, Florida /Bridge Removal
Owner: State of Florida, Dept. of Transportation
Contract Amount: \$1,203,904
Start Date: August 2001
Completion: September 2002
Prime Contractor: GLF Construction Corporation
Contact: Ernie Howard (850) 995-8488

Project Name and Location: Colorado River Aqueduct Conveyance Rehab Remove and
Owner: Metropolitan Water District Replace C/C
Contract Amount: \$1,664,537 Lining
Start Date: Sept. 2002
Completion: April 2003
Prime Contractor: Penhall Company
Vince Gutierrez (714) 578-3282

Project Name and Location:	Rt 1 / I-95 / I-495 Interchange Virginia	Penhall Company Bridge Removals
Owner:	Virginia Department of Transportation	
Contract Amount:	\$2,123,810	
Start Date:	June 2005	
Scheduled Completion:	August 2007	
Prime Contractor:	Tidewater Skanska	
Project Name and Location:	HJIAA – Baggage Screening Project Hartsfield Jackson International Airport Atlanta, GA	Selective Demo 50,000 SF c/c
Owner:	City of Atlanta	
Contract Amount:	\$715,000	
Start Date:	July 2004	
Scheduled Completion:	January 2005	
Prime Contractor:	Archer Western Contractors	
Project Name and Location:	Rt 22 Orange County – Dana Point, San Clemente, Grindings Westminster, Garden Grove, Santa Ana, Orange	
Owner:	State of California, Dept. of Transportation	
Contract Amount:	\$2,258,600	
Start Date:	10/01/01	
Completion:	4/30/02	
Prime Contractor:	Banshee Construction Company, Inc. Michael Chilcott (909) 824-0393	
Contract Type:	Unit Price	Dowel Bar Retrofit
Project Name and Location:	Augusta, Kansas	Grinding & Joint Seal
Owner:	State of Kansas, Dept. of Transportation	
Contract Amount:	\$3,061,696	
Start Date:	03/19/01	
Completion:	09/30/01	
Contact:	Bob Blackmore (316) 321-3370	
Contract Type:	Unit Price	Dowel Bar Retrofit
Project Name and Location:	Cleveland, North Dakota	Grinding & Joint Seal
Owner:	State of North Dakota, Dept. of Transportation	
Contract Amount:	\$1,965,690	
Start Date:	05/10/01	
Anticipated Completion:	09/30/01	
Prime Contractor:	Ulteig Engineers Clint Knutson (701) 258-6507	
Contract Type:	Unit Price	Mill Rumble Strips
Project Name and Location:	Wyoming Statewide	
Owner:	State of Wyoming, Dept. of Transportation	
Contract Amount:	\$536,384	
Start Date:	08/01/01	
Anticipated Completion:	06/30/02	
Contact:	Jeff Brown (307) 745-2138	

Contract Type:	Unit Price	Grinding
Project Name and Location:	Farmington, Michigan	
Owner:	State of Michigan, Dept. of Transportation	
Contract Amount:	\$628,000	
Start Date:	08/01/01	
Anticipated Completion:	10/15/01	
Prime Contractor:	John Carlo, Inc. Dennis Hanley (810) 416-4500	

Major Building Projects completed:

Contract Type: Lump Sum Selective Demo in
 Name: 2000 Avenue of the Stars Redevelopment of
 Century Plaza Towers ABC Entertainment
 Los Angeles, CA Center
 Owner: City of Los Angeles
 Contract Amount: \$3,646,298
 Start Date: July 2004
 Scheduled Completion: June 2005
 Prime Contractor: Hathaway Dinwiddie Construction

Contract Type: Unit Demo Existing Project
 Name: Paseo Colorado Mall Mall
 Owner: TrizecHahn Development Corp
 Contract Amount: \$2,892,440
 Start Date: 4/00
 Completion Date: On-going
 Owner's Representative: Bruce McBride, Pankow Builders
 (626) 396-9378

Contract Type: Lump Sum Selective Demo
 Project Name: Exodus
 Owner: Exodus Communications, Inc.
 Contract Amount: \$970,876
 Start Date: 7/24/00
 Completion Date: 3/31/01

Contract Type: Lump Sum Complete Demo
 Project Name: Raypac
 Owner: Westlake City Center, Inc.
 Contract Amount: \$367,911
 Start Date: 12/04/00
 Completion Date: 01/23/01
 Owner's Representative: Opus West

Contract Type: Unit Price Saw & Seal
 Project Name: Runway 18C & 36C Renovation Concrete Paving
 Owner: Memphis Shelby County Airport Authority 386,000 SY
 Contract Amount: \$842,808 19" PCCP
 Start Date: 08/01/98
 Completion Date: 06/30/00
 Owner's Representative: Chris Orr, Illinois Valley Paving (901) 32-6578

Contract Type: Lump Sum Multiple Bldg
 Project: Disneyland Hotel & Site Demo
 Owner: Walt Disney Imagineering
 Contract Amount: \$2,115,858

Start Date: 6/99
 Completion Date: 10/99
 Owner's Representative: Kay Sparks, Bayley Construction
 (714) 817-3543

Contract Type: Lump Sum Hard & Soft Demo
 Project: Dodger Stadium
 Owner: Los Angeles Dodgers
 Contract Amount: \$620,958
 Start Date: 9/99
 Completion Date: 3/00
 Owner's Representative: Kim Harvey, Gordon & Williams (949) 588-2855

Contract Type: Lump Sum Bid
 Project Name: Rt 5, City Drive, Anaheim Concrete Removal
 Owner: State of California Dept. of Transportation
 Contract Amount: \$805,025
 State Date: Jan. 7, 1998
 Scheduled Completion: June 30, 2000
 Owner's Representative: MCM Construction

Contract Type: Lump Sum Concrete Runway
 Project Name: Hartsfield Airport, Atlanta, GA Removal
 Owner: City of Atlanta
 Contract Amount: \$4,300,000
 Start Date: Aug. 15, 1999
 Scheduled Completion: Oct. 15, 1999
 Owner's Representative: E. R. Mitchell construction

Contract Type: Lump Sum bid Grinding Existing
 Project Name: Hwy 805/52, La Jolla, CA Concrete Pavement
 Owner: State of California Department of Transportation
 Contract Amount: \$1,579,955
 Start Date: Sep. 1, 1999
 Scheduled Completion: Dec. 21, 1999
 Owner's Representative: Penhall Company

Contract Type: Lump Sum bid Demo
 Project Name: Disney Hotel & Remodel
 Owner: Walt Disney Imagineering
 Contract Amount: \$1,404,399
 Start Date: June 1, 1999
 Scheduled Completion: Dec. 31, 1999
 Owner's Representative: Robert E. Bayley, Inc.

Contract Type: Unit
 Project Name: 03-434504 - Placer/Nevada Counties
 Owner: State of California, Department of Transportation
 Contract Amount: \$5,200,408 (main items) Item 9 – 300,000 M2 Grind Existing
 Concrete Pavement Item 10-77,000 M2 Grind Existing
 Concrete Pavement

Contract Type: Unit
 Project Name: 03-435804 – Colusa/Glenn Counties
 Owner: State of California, Department of Transportation
 Contract Amount: \$1,638,737 Grind Existing Concrete Pavement

Contract Type: Unit
 Project Name: 02-320104 – Tehama/Siskiyou Counties
 Owner: State of California, Department of Transportation
 Contract Amount: \$2,892,000 (main items) Item 6 – 525,000 M2 Grind Existing
 Concrete Pavement

Contract Type: Unit
 Project Name: 03-379204 – Sacramento and Yolo Counties
 Owner: State of California, Department of Transportation
 Contract Amount: \$449,394 Core Drill Various Sizes
 Approx. Footage 29,964 L.F.

Coring Drilling:

(3) California State Contract No. 03-379204 Sacramento and Yolo Counties

Prime Contractor: West Coast Bridge, Inc.
 3781 Mallard Drive
 Benicia, Ca. 94510
 (707) 746-8028

Item 19 – Core Concrete 1"	24 L.F.	@	\$21.00 = \$	504.00
Item 20 – Core Concrete 2"	29,400 L.F.	@	14.45 =	424,830.00
Item 21 – Core Concrete 3"	220 L.F.	@	41.00 =	9,020.00
Item 22 – Core Concrete 4"	320 L.F.	@	47.00 =	15,040.00

Amount: \$449,394.00

Start Date: 1/97

End Date: 1/98

Grinding/Grooving:

Joint Venture Projects with Highway Services, Inc.

California State Contract No. 03-434504 Placer/Nevada Counties
Prime Contractor: Penhall Company/Highway Services, Inc., Joint Venture
Caltrans Office: 703 "B" Street
Marysville, Ca. 95901
(916) 741-4231

Item 9 – Grind Existing Concrete Pavement
Approximate Quantity: 300,000 M2 @ \$7.60 M2
Amount: \$2,280,000 **Penhall's Portion: \$1,140,000**
Item 10 – Grind Existing Concrete Pavement
Approximate Quantity: 77,000 M2 @ \$15.73 M2
Amount: \$1,211,210 **Penhall's Portion: \$605,605**
Start Date: 8/96
End Date: 9/97

California State Contract No. 03-435804 Colusa/Glenn Counties
Prime Contractor: Penhall Company/Highway Services, Inc., Joint Venture
Caltrans Office: 703 "B" Street
Marysville, Ca. 95901
(916) 741-4231

Item: Grind Existing Concrete Pavement
Amount: \$1,638,737 **Penhall's Portion: \$819,369**
Start Date: 9/96
End Date: 9/97

California State Contract No. 02-320104 Tehema/Siskiyou Counties, Yreka
Prime Contractor: Penhall Company/Highway Services, Inc., Joint Venture
Caltrans Office: 1657 Riverside Drive
Redding, Ca. 96001
(916) 225-3300

Item 6 – Grind Existing Concrete Pavement
Approximate Quantity: 525,000 M2 @ \$4.30
Amount: \$2,257,500 **Penhall's Portion: \$1,128,750**
Start Date: 7/96
End Date: 7/97

Joint Seal and Pavement Repair

Caltrans Rt 105/405, El Segundo, CA 07-179204 \$700,000

			Penhall Company
Caltrans	Rt 105/605/110, Los Angeles, CA	07-174304	\$700,000
Beador Constr.	Hauser Blvd., Los Angeles, CA	07-1N3604	\$650,000
E. L. Yeager	Rt 15/30, Rancho Cucamonga, CA	08-204304	\$250,000

Highway Services

In April of 1998, Penhall Company acquired the assets of Highway Services, Inc. All employees joined the Penhall Company. It is now operating as Penhall Company dba Highway Services.

Below is a partial project history:

<u>Owner or Agency Contracted</u>	<u>Type of Work</u>	<u>Prime or Sub</u>	<u>Location</u>	<u>Contract Amount</u>
Causie Contracting	Grinding	Sub	Tifton, GA	\$1,188,545
Causie Contracting	Grinding Joint Seal	Sub	Charleston, SC	1,198,948

Washington DOT	Grinding Dowel Retrofit	Prime	Ellensburg, WA	Penhall Company 9,860,855
Bauerly Bros., Inc.	Grinding	Sub	Becker, MN	1,401,348
South Dakota DOT	Grinding Dowel Retrofit, Patching, Saw/Seal Jts	Prime	State Line, SD	1,300,637
North Dakota DOT	Grinding Dowel Retrofit, Patching, Saw/Seal Jts	Prime	Christine, ND	3,497,833
North Dakota DOT	Grinding Dowel Retrofit, Saw/Seal Jts.	Prime	Penbina, ND	2,509,274
South Dakota DOT	Patching Dowel Retrofit, Saw/Seal Jts	Prime	Sisseton, SD	1,964,012
Reeves Constr. Co.	Grinding Saw/Seal Jts	Sub	Macon, GA	\$2,306,003

**Custom-Crete****Oldcastle® APG Texas, Inc.**

4 October 2004

Sir/Maam,

Custom-Crete has operated from it's Dallas location at 2624 Joe Field Road since 1971, pouring concrete and Fast Fix Flowable Fill (4F) for customers throughout the Metroplex. Included in our customer base are the following cities, with which we currently have contracts, servicing their Water Utility and Street Departments:

City of Dallas
City of Fort Worth
City of The Colony
City of Grand Praire
City of Euless

In addition to these municipalities, we service a large number of utility, commercial, residential and specialty contractors throughout the State of Texas.

Along with our facilities in North Texas we also operate volumetric mixer fleets in the cities of Houston and Austin. Statewide, we operate 52 volumetric mixers out of 9 loading sites strategically located within these large metropolitan areas.

More information about our company can be found at:

www.custom-crete.com

If you need any additional information about our company or our products, feel free to contact me at 972.488.8131 or matt.lynch@oldcastleapg.com.

Regards,

Matt Lynch
General Manager

*Serg
Stev*

Davis Excavation, Inc.

• P.O. Box 1169 • Van Alstyne, Texas 75495 • (214) 733-8042 • (214) 733-8043 Fax

COPY

7-Oct-04


Ms. Minok Suh
Purchasing Coordinator
Town Of Addison
Finance Dept. / Purchasing Division
P.O. Box 9010
Addison, TX 75001

Re: Bid 04-34 Westfield Ct. Water Service Replacement

Dear Ms. Suh,

Attached are Davis Excavation's proposed Payment Application and Continuation Sheet for the Westfield Ct. Water Service Replacement project. Please review the documents to determine if they meet the Town Of Addison's approval. If I can be of further assistance in this matter, please contact me.

Sincerely,



Mark Brandenburg
E.V.P.

APPLICATION AND CERTIFICATION FOR PAYMENT

ALA DOCUMENT G702

PAGE ONE OF ONE PAGE

TO: Owner
 Town Of Addison - Finance / Purchasing
 P.O. Box 9010
 Addison, Texas 75001

PROJECT: Bid 04-34 Westfield Ct. Water Service Replacement

FROM CONTRACTOR:
 Davis Excavation
 P.O. Box 1169
 Van Alstyne, Texas 75495

ENGINEER:
 GSWW, Inc.
 11117 Shady Trail
 Dallas, Texas 75229

APPLICATION NO: _____

PERIOD TO: _____

PROJECT NOS: Bid 04-34

CONTRACT DATE: 28-Sep-04

Distribution to:
 OWNER
 ARCHITECT
 CONTRACTOR

SUB CONTRACTOR'S APPLICATION FOR PAYMENT

Application is made for payment, as shown below, in connection with the Contract. Continuation Sheet, ALA Document G703, is attached.

The undersigned Sub Contractor certifies that to the best of the Sub Contractor's knowledge, information and belief the Work covered by this Application for Payment has been completed in accordance with the Contract Documents, that all amounts have been paid by the Sub Contractor for Work for which previous Certificates for Payment were issued and payments received from the Contractor, and that current payment shown herein is now due.

1. ORIGINAL CONTRACT SUM \$ 59,225.00
2. Net change by Change Orders \$ 0.00
3. CONTRACT SUM TO DATE (Line 1 ± 2) \$ 59,225.00
4. TOTAL COMPLETED & STORED TO DATE (Column G on G703) \$ 0.00
5. RETAINAGE:
 - a. 10 % of 1st 50% Completed Work (Column D + E on G703) \$ 0.00
 - b. 10 % of Stored Material (Column F on G703) \$ 0.00
 Total Retainage (Lines 5a + 5b or Total in Column I of G703) \$ 0.00
6. TOTAL EARNED LESS RETAINAGE (Line 4 Less Line 5 Total) \$ 0.00
7. LESS PREVIOUS CERTIFICATES FOR PAYMENT (Line 6 from prior Certificate) \$ 0
8. CURRENT PAYMENT DUE \$ 59,225.00
9. BALANCE TO FINISH, INCLUDING RETAINAGE (Line 3 less Line 6) \$ 59,225.00

SUB CONTRACTOR:

By: Drew Davis, President
 State of: Texas
 County of: Dallas
 Subscribed and sworn to before me this day of 2004
 Notary Public: Mark Brandenburg
 My Commission expires: 23-Feb-08

Date: _____

TOWN OF ADDISON APPROVALS:

Name and Title

Name and Title

CHANGE ORDER SUMMARY	ADDITIONS	DEDUCTIONS
Total changes approved in previous months by G.C.	\$0.00	\$0.00
Total approved this Month	\$0.00	\$0.00
TOTALS	\$0.00	\$0.00
NET CHANGES by Change Order	\$0.00	

CONTINUATION SHEET

AIA DOCUMENT G703

Davis Excavation
P.O. Box 1169
Van Alstyne, TX 75495

AIA Document G702, APPLICATION AND CERTIFICATION FOR PAYMENT, containing Contractor's signed certification is attached.

In tabulations below, amounts are stated to the nearest dollar.

Use Column I on Contracts where variable retainage for line items may apply.

APPLICATION NO:
APPLICATION DATE:

PERIOD TO:

ARCHITECT'S PROJECT NO: Bid 04-34
Town Of Addison / Westfield Court Water Service Replacement

A ITEM NO.	B DESCRIPTION OF WORK	C SCHEDULED VALUE	D WORK COMPLETED		E THIS PERIOD	F MATERIALS PRESENTLY STORED (NOT IN D OR E)	G TOTAL COMPLETED AND STORED TO DATE (D+E+F)	H BALANCE TO FINISH (C - G)	I 10% RETAINAGE
			FROM PREVIOUS APPLICATION (D + E)	THIS PERIOD					
1	Perform Water Service Replacements - 23 Ea. @ \$2,575.00 Ea.	\$59,255.00	\$0.00	\$0.00	\$0.00	\$0.00	\$0.00	\$59,255.00	\$0.00
	WATER SERVICE REPLACEMENT SUBTOTAL:	\$59,255.00	\$0.00	\$0.00	\$0.00	\$0.00	\$0.00	\$59,255.00	\$0.00
	Change Order Items								
	CHANGE ORDER SUBTOTAL:	\$0.00	\$0.00	\$0.00	\$0.00	\$0.00	\$0.00	\$0.00	\$0.00
	CONTRACT TOTAL:	\$59,255.00	\$0.00	\$0.00	\$0.00	\$0.00	\$0.00	\$59,255.00	\$0.00

Users may obtain validation of this document by requesting of the licensee a completed AIA Document D401 - Certification of Document's Authenticity

Davis Excavation, Inc.

P.O. Box 1169
 Van ALstyne, TX 75495
 (214)733-8042 ofc
 (214)733-8043 fax

Invoice

Date	Invoice #
11/19/2004	743-3

Bill To
Town of Addison 5350 Belt Line Rd Addison, Texas 75001

P.O. No.	Terms	Project
	Net 30	743 Westfield Court ...

Description	Qty	Rate	Amount
Incentive Bonus to Expedite Work Capped at \$5,000	1	5,000.00	5,000.00

Total		\$5,000.00
Payments/Credits		\$0.00
Balance Due		\$5,000.00

October 11, 2004

Drew Davis
Davis Excavation, Inc.
PO Box 1169
Van Alstyne, TX 75495

Re: NOTICE TO PROCEED- Bid 04-34 Westfield Ct Water Service Replacement

Dear Mr. Davis:

This document shall serve as your Notice to Proceed for the above referenced Project, and effective to start work October 15, 2004 to provide all labor and materials as outlined in the specifications, and under the terms and conditions of the contract documents. A copy of the signed contract will be mailed under separate cover.

The proposed improvements and work shall be completed with the original contract price of \$59,225.00 and within 54 calendar days as stated on the contract. Please include Bid No. and Name: 04-34 Westfield Ct Water Service Replacement, on all monthly invoices or other correspondence to the Town of Addison.

Should you have any questions, please contact my office at 972-450-7091.

Sincerely,

Minok Suh
Purchasing Coordinator


Copy: Steve Chutchian
Jim Pierce
Jenny Nicewander

Sign In Sheet

Project Westfield Court Water Service Replacement

Date 8/7/09

	Name	Company	Phone	Email
1	DAVE WILDE	TOWN OF ADDISON	972-280-2847	d.wilde@ci.addison.tx.us
2	LOSE, T. ELIENS	TOWN OF ADDISON	214-215-8569	
3	JIM PIERCE	TOA	972-450-2879	
4	JASON WARREN	DAVIS EXCAVATION INC.	214-733-8042	JWARREN@DAVIS EXCAVATION INC.
5	JERRY DAVIS	TOA	972-666-1693	j.davis@ci.addison.tx.us
6	STEVE CHUTCHMAN	TOA	972-450-2886	
7				
8				
9				
10				
11				
12				
13				
14				
15				
16				
17				
18				
19				
20				



Westfield Court Pre-Construction Meeting

10/06/2004
9:00 AM
Town of Addison
Service Center

*P Pre-const.
OCT-05*

Meeting called by:

Type of meeting:

Attendees:

----- Agenda Topics -----

- Introductions
- Project Overview
- Sensitivity to neighborhood, minimize time houses are out of water
- Working Hours – after 9:00 in the morning, before 5:00 at night.
- Weekend work
- Coordination with home owners during water outages – door flyers, the day before
- No work on 14625 Heritage Lane or 4060 Old Town Road.
- Franchise utilities in the area, contractor to verify locations.
- Contractor Questions

Other Information

September 28, 2004

Drew Davis
Davis Excavation, Inc.
PO Box 1169
Van Alstyne, TX 75495

NOTICE OF AWARD: Bid 04-34 Westfield Ct Water Service Replacement

Dear Ms. Davis:

Receipt of this document authorizes your company to provide all labor and materials as outlined in the specifications, and under the terms and conditions of the contract documents for Bid No: 04-34.

Enclosed please find four completed copies of the contract to be signed by an authorized officer or principal of your firm.

Please send the signed contracts along with the necessary insurance certificates and bonds as soon as possible, but no later than October 8, 2004. Once we receive these items a Notice to Proceed will be issued.

If you have any questions or if I can be of assistance to you, please contact me at 972-450-7091.

Sincerely,

Minok Suh
Purchasing Coordinator

Enclosures

Copy: Steve Chutchian
Jenny Nicewander



GSWW, Inc.

Civil/Environmental Engineers ■ Planners
Dallas ■ Fort Worth ■ Midland ■ Austin

Predecessor Firms: **Gutierrez, Smouse, Wilmut & Assoc., Inc.**
Washington & Associates, Inc.

September 24, 2004

Steve Chutchian, P.E.
Town of Addison
16801 Westgrove Dr.
P.O. Box 9010
Addison, TX 75001

Re: Westfield Court Water Service Replacement

Dear Mr. Chutchian:

Enclosed is our FINAL invoice for work performed from Inception through September 17, 2004, for the referenced project.

Work performed during this period includes:

Finalize the bid book
Attended Bid-opening


Work programmed during the next period includes:

"A new project"

If you have any questions regarding this invoice or work performed to date, please call.

Sincerely,

GSWW, INC.



Quinn G. Sparn, Jr., P.E.
Associate / Project Manager

Enclosures



GSWW, Inc.
 Civil / Environmental Engineers & Planners
 11117 Shady Trail
 Dallas, Texas 75229

GSWW Invoice No 04-08-466
 GSWW Job # 1036-002

DATE: September 23, 2004
BY: Quinn G. Spann, Jr., P.E.

Town of Addison
 Mr. Steve Chutchian, P.E.
 16801 Westgrove Drive (P.O. Box 9010)
 Addison, Tx 75001-9010

PROJECT:
Westfield Court Water Service Replacement

Invoice from Inception through September 17, 2004
 FINAL INVOICE

BASIC SERVICES

Hourly not-to-exceed \$11,120.00		Total Billed Hours	Hourly Rate	Total Amount Billed	Previous Amount Invoice	Amount This Invoice
Title						
Quinn Spann, P.E.	Proj. Mang	65.5	\$124.58	\$8,159.99	\$3,176.79	\$4,983.20
Dan DeGroot	Proj. Eng	2.0	\$96.06	\$192.12	\$0.00	\$192.12
Bernard D'souaz, EIT	Proj. Eng	26.0	\$77.84	\$2,023.84	\$1,673.56	\$350.28
David Letterbetter	Drafter	18.5	\$43.40	\$802.90	\$802.90	\$0.00
Sue Jester	Clerical	6.0	\$46.60	\$279.60	\$186.40	\$93.20
Total Basic Service				\$11,458.45	\$5,839.65	\$5,618.80
Not to exceed amount				\$11,120.00	\$5,839.65	\$5,280.35

SPECIAL SERVICES

Not-to-exceed \$840.00						
Reimbursable						
Printing & Courier				\$187.99	\$30.00	\$157.99
This Invoice				\$11,307.99	\$5,869.65	\$5,438.34

Total Contract Amount \$11,960.00

Amount Billed to Date	\$11,307.99
Amount Previous Invoiced	\$5,869.65
This invoice (FINAL)	\$5,438.34



Countdown, Inc.

P.O. Box 803474 • Dallas, Texas 75380
(972) 233-0110

Invoice No.	08150401693
Account No.	1693
Billing Thru.	08/15/04
Page	1

GSWW, INC

11117 SHADY TRAIL
DALLAS, TX 75229

TO INSURE PROPER POSTING TO YOUR ACCOUNT PLEASE DETACH AND RETURN WITH YOUR PAYMENT

Date	Log #	Caller Auth.	Origin	Destination/POD	Base Charge	Surcharges	Total
SUMMARY OF CURRENT ORDERS							
08/05/04	H0540229 <i>DS-8</i>	LAUREN 1036-002	✓ TOWN OF ADDISON 16801 WESTGROVE DR ADDISON, TX 75001 PCS 1 WT 1	GSWW, INC 11117 SHADY TRAIL DALLAS, TX 75229 SIGN LAUREN W	15.00 PREMIER Regular	0.75 XX	15.75 ✓
08/12/04	H1240078 <i>DKL</i>	YESIENA 8120	GSWW, INC 11117 SHADY TRAIL DALLAS, TX 75229 PCS 1 WT 1	CITY OF DALLAS 1500 MARILLA ST, 3F-SOUTH DALLAS, TX 75202 SIGN T GREEN	30.00 PREMIER Direct	1.50 XX	31.50
08/12/04	H1240186 <i>DS-8</i>	NAVARO 1038.002	GSWW, INC 11117 SHADY TRAIL DALLAS, TX 75229 PCS 1 WT 1	CITY OF DALLAS PUBLIC WORKS 320 E JEFFERSON ST, 305 DALLAS, TX 75203 SIGN BURROWS	15.00 PREMIER Regular	0.75 XX	15.75
						SUBTOTAL	63.00
			<i>8/35</i>				
			<i>#19207</i>				

Net 15 Days

Invoice No.	08150401693
Account No.	1693
Billing Thru.	08/15/04
Page	1

Current Charges				63.00
63.00	0.00	0.00	0.00	
0 TO 30	31 TO 60	61 TO 90	OVER 90	Finance Charge per terms
Total Due				63.00

TAX I.D. NO. 75-1386561

BALANCE PAST DUE OVER 15 DAYS SUBJECT TO LATE PAYMENT CHARGE.



Countdown, Inc.

P.O. Box 803474 • Dallas, Texas 75380
(972) 233-0110

Invoice No.	08310401693
Account No.	1693
Billing Thru.	08/31/04
Page	1

GSWW, INC

11117 SHADY TRAIL
DALLAS, TX 75229

TO INSURE PROPER POSTING TO YOUR ACCOUNT PLEASE DETACH AND RETURN WITH YOUR PAYMENT

Date	Log #	Caller Auth.	Origin	Destination/POD	Base Charge	Surcharges	Total
SUMMARY OF CURRENT ORDERS							
08/16/04	H1540195 D538	ANN 1036.002	GSWW, INC 11117 SHADY TRAIL DALLAS, TX 75229 PCS 1 WT 1	✓ TOWN OF ADDISON 16801 WESTGROVE DR ADDISON, TX 75001 SIGN FAIRLEY	15.00 PREMIER Regular	0.75 XX	15.75 ✓
08/16/04	H1640201 D538	ANN 36.002	GSWW, INC 11117 SHADY TRAIL DALLAS, TX 75229 PCS 1 WT 1	✓ TOWN OF ADDISON 5350 BELT LINE ROAD ADDISON, TX 75001 SIGN MCGUFFEY	15.00 PREMIER Regular	0.75 XX	15.75 ✓
08/17/04	H1740136 D538	YESENIA 1036-002	TOWN OF ADDISON 5350 BELTLINE RD ADDISON, TX 75001 PCS 1 WT 1	✓ GSWW, INC 11117 SHADY TRAIL DALLAS, TX 75229 SIGN NAVARRO	15.00 PREMIER Regular	0.75 XX	15.75 ✓
08/17/04	H1740185 D538	NAVARO 100-6	GSWW, INC 11117 SHADY TRAIL DALLAS, TX 75229 PCS 1 WT 1	HUNTER MEDICAL 214 S MAIN ST DUNCANVILLE, TX SIGN MARIE	15.00 PREMIERX 2	0.75 XX	15.75
08/19/04	H1940106 D538	YASINIA 1036-002	✓ TOWN OF ADDISON 16801 WESTGROVE DR ADDISON, TX 75001 PCS 1 WT 1	GSWW, INC 11117 SHADY TRAIL DALLAS, TX 75229 SIGN S BYNUM	15.00 PREMIER Regular	0.75 XX	15.75 ✓
08/20/04	H2040294 D538	YASINIA 1036-002	GSWW, INC 11117 SHADY TRAIL DALLAS, TX 75229 PCS 1 WT 1	✓ TOWN OF ADDISON 16801 WESTGROVE DR ADDISON, TX 75001 SIGN CHUTCHIAN	15.00 PREMIER Regular	0.75 XX	15.75 ✓
08/20/04	H2040295 D538	YASINIA 1036-002	GSWW, INC 11117 SHADY TRAIL DALLAS, TX 75229 PCS 1 WT 1	✓ TOWN OF ADDISON 5350 BELTLINE RD ADDISON, TX 75001 SIGN MINOK	15.00 PREMIER Regular	0.75 XX	15.75 ✓
08/24/04	H2440165 D538	SUE 1036-002	GSWW, INC 11117 SHADY TRAIL DALLAS, TX 75229 PCS 1 WT 1	✓ TOWN OF ADDISON 16801 WESTGROVE DR ADDISON, TX 75001 SIGN C STEWART	15.00 PREMIER Regular	0.75 XX	15.75 ✓
08/24/04	H2440166 D538	SUE 1036-002	GSWW, INC 11117 SHADY TRAIL DALLAS, TX 75229 PCS 1 WT 1	✓ TOWN OF ADDISON 5350 BELTLINE RD ADDISON, TX 75001 SIGN M SHU	15.00 PREMIER Regular	0.75 XX	15.75 ✓

Net 15 Days

Invoice No.	
Account No.	
Billing Thru.	
Page	

				Current Charges	
0 TO 30	31 TO 60	61 TO 90	OVER 90	Finance Charge per terms	
				Total Due	

TAX I.D. NO. 75-1386561

BALANCE PAST DUE OVER 15 DAYS SUBJECT TO LATE PAYMENT CHARGE.

Reprographics Fort Worth, Inc.

I N V O I C E
 Invoice Number: 84319
 Invoice Date: 08/23/04
 Customer PO: 11X17 SCAN TO
 Project Code: TIFF FILE
 Customer: 0006201255

Roanoke
 312 North Oak
 Roanoke, TX 76262
 (817)490-9955

Arlington
 1220 Corporate Drive W.
 Arlington, TX 76006
 (817)895-1077

Dallas
 7168 Envoy Ct.
 Dallas, TX 75247
 (214)267-9669

Fort Worth
 2220 W. Peter Smith St.
 Fort Worth, TX 76102
 (817)332-9704

D03
 1036-002

Ship to:
 GSWW, Inc. - Dallas
 11117 Shady Trail
 Dallas, TX 75229

Bill to:
 GSWW, Inc. - Dallas
 11117 Shady Trail
 Dallas, TX 75229

Terms: Net 30
 Delivery Method: DEL
 Due By: AC 8/23

Sales Rep: James Lawrence
 Ordered By: QUINN

Num	Sets	Orig	Num	Prints	Item Code	Description	Whse Code	Size	Qty Total	Price	Amount
1.00			20-28			Plans/Specs Min-Delivery	004			15.00	15.00

SCAN TO TIFF \$15 DOL. MIN.



Invoice Total	15.00	Discount	0.00	Sales Tax	1.24	Payments Rec'd	0.00	Balance Due	16.24
---------------	-------	----------	------	-----------	------	----------------	------	-------------	-------

Please remit to: Reprographics Fort Worth, Inc.
 2220 W. Peter Smith
 Fort Worth, Texas 76102
 Toll Free 1-888-333-0370

DATE SUBMITTED: September 20, 2004
FOR COUNCIL MEETING: September 28, 2004

Council Agenda Item:

SUMMARY:

This item is for the award of contract to Davis Excavation, in the amount of \$59,225.00, for construction of the Westfield Court Water Service Replacement Project.

FINANCIAL IMPACT:

Budgeted Amount: \$72,000.00

Construction Cost: \$59,225.00

Source of Funds: Funds are available from FY 2004-05 Water and Sewer Fund, as indicated in the Five Year Capital Replacement Program.

BACKGROUND:

The Public Works Department established the need for the replacement of existing water service lines in the Westfield Court Addition. These proposed improvements will be performed specifically on Heritage Lane, Old Town Road, and Vintage Lane. This project is the result of numerous water service line breaks in the area that has continuously disrupted service to affected residences. The firm of GSWW, Inc. prepared engineering plans and specifications for construction of these improvements.

Attached is a bid tabulation for this project. The bid proposal in the specifications for construction was structured to provide an incentive/disincentive method of bidding the improvements. Specifically, each bid submitted was required to consist of two parts whereby:

- a. The Contractor submits a standard bid (A), which is the summation of the products of the estimated quantities shown in the proposal, multiplied by their bid unit prices.
- b. In addition, the Contractor submits a time bid (B), which is the product of the number of calendar days required to construct the project, determined by the Contractor, and the Daily Value established by the Town. The Daily Value was established in the contract at \$250.00. The number of calendar days is intended to include inclement weather, holidays, etc.

The lowest bid (Total) for award of the contract was determined as the lowest sum of the standard bid (A) plus time bid (B). The contract establishes the actual contract amount for payment to the successful contractor to be the value indicated in the standard bid (A). Also included in the bidding process was a provision whereby the Contractor is awarded an incentive payment if construction is completed prior to the number of calendar days he submitted. The total amount of the incentive is the product of the Daily Value (\$250) and number of days the Contractor completes the project prior to the established contract time. Accordingly, the contract provides for a disincentive amount to be established based on the product of the Daily Value (\$250) and amount of time that the Contractor exceeds the established contract time. The total incentive payment cannot exceed \$5,000. However, there is no limit to the amount of disincentive reduction from the Contractor's final payment that the Town will impose for going over the contract time limit.

Davis Excavation, Inc. submitted the lowest Total bid (A + B), in the amount of \$72,725.00 and 54 calendar days. The actual amount of the standard bid (A) recommended for award is \$59,225.00. This amount is substantially lower than the engineering estimate of \$70,000. In addition, the Engineer estimated that it would take approximately 60 calendar days to complete a project of this complexity. The number of calendar days submitted by Davis Excavation, Inc. (54 calendar days) represents a potential reduction of total construction time by approximately 1 week. The contractor was subject to an extensive reference check by the Engineer and staff, and was found to have successfully completed construction of several related improvements in other municipalities in the area.

RECOMMENDATION:

Staff recommends that Council authorize the City Manager to enter into a contract with Davis Excavation, Inc., for the Westfield Court Water Service Replacement Project, in the amount of \$59,225.00.

Westfield Court Water Service Replacement

BID NO 04-34

Bid Opening: September 14, 2004

2:30 PM

BIDDER	SIGNED	Bid Bond	(A) Total Bid	calendar days	(B) Total Calendar days x\$250.00	Total Bid A + B
Davis Excavation	Y	Y	\$59,225.00	54	\$13,500.00	\$72,725.00
RKM Utility Svc	Y	Y	\$77,855.00	50	\$12,500.00	\$90,355.00
Jim Bowman Construction Co., L.P.	Y	Y	\$110,446.00	45	\$11,250.00	\$121,696.00

Minok Suh

Minok Suh, Purchasing Coordinator

Corey Gayden

Corey Gayden, Witness

Westfield court Water Service Replacement

Bids Opened 9/14/2004

Contractor	Bid Item	Description	Unit	Quantity	Unit Cost	"A" Bid	"B" Bid Days	"B" \$/Day	"B" Bid	A+B Bid
Davis Excavation, Inc.	1	Furnish and install 3/4" service	LS	23	\$2,575.00	\$59,225.00	54	\$250.00	\$13,500.00	\$72,725.00
RKM Utility Services, Inc.	1	Furnish and install 3/4" service	LS	23	\$3,385.00	\$77,855.00	50	\$250.00	\$12,500.00	\$90,355.00
Jim Bowman Constr., Co. L.P.	1	Furnish and install 3/4" service	LS	23	\$4,802.00	\$110,446.00	45	\$250.00	\$11,250.00	\$121,696.00

September 28, 2004

Drew Davis
Davis Excavation, Inc.
PO Box 1169
Van Alstyne, TX 75495

NOTICE OF AWARD: Bid 04-34 Westfield Ct Water Service Replacement

Dear Ms. Davis:

Receipt of this document authorizes your company to provide all labor and materials as outlined in the specifications, and under the terms and conditions of the contract documents for Bid No: 04-34.

Enclosed please find four completed copies of the contract to be signed by an authorized officer or principal of your firm.

Please send the signed contracts along with the necessary insurance certificates and bonds as soon as possible, but no later than October 8, 2004. Once we receive these items a Notice to Proceed will be issued.

If you have any questions or if I can be of assistance to you, please contact me at 972-450-7091.

Sincerely,

Minok Suh
Purchasing Coordinator

Enclosures

Copy: Steve Chutchian
Jenny Nicewander

SECTION C

CONTRACT AGREEMENT

CONTRACT AGREEMENT

STATE OF TEXAS

COUNTY OF DALLAS

THIS AGREEMENT is made and entered into this ____ day of _____, 2004, by and between the Town of Addison, of the County of Dallas and State of Texas, acting through its Mayor, thereunto duly authorized so to do, Party of the First Part, hereinafter termed the OWNER, and, of the City of _____, County of _____, State of _____, Party of the Second Part, hereinafter termed CONTRACTOR.

WITNESSETH: That for and in consideration of the payment and agreement hereinafter mentioned, to be made and performed by the OWNER, the said CONTRACTOR hereby agrees with the said OWNER to commence and complete construction of certain improvements as follows:

WESTFIELD COURT WATER SERVICE REPLACEMENT

and all extra work in connection therewith, under the terms as stated in the General and Specific Provisions of the AGREEMENT; and at his own proper cost and expense to furnish all the materials, supplies, machinery, equipment, tools, superintendence, labor, insurance and other accessories and services necessary to complete the said construction, in accordance with the conditions and prices stated in the Proposal attached hereto and in accordance with the Advertisement for Bids, Instructions to Bidders, General Provisions, Special Provisions, Plans, and other drawings and printed or written explanatory matter thereof, and the Technical Specifications and Addenda thereto, as prepared by the OWNER, each of which has been identified by the endorsement of the CONTRACTOR and the OWNER thereon, together with the CONTRACTOR's written Proposal and the General Provisions, all of which are made a part hereof and collectively evidence and constitute the entire AGREEMENT.

The CONTRACTOR hereby agrees to commence work within five (5) calendar days after the date of written notice to do so shall have been given to him, and to substantially complete the work within _____ calendar days after he commences work, subject to such extensions of time as are provided by the General Provisions.

The OWNER agrees to pay the CONTRACTOR \$ _____ in current funds for the performance of the Contract in accordance with the Proposal submitted thereof, subject to additions and deductions, as provided in the General Provisions, and to make payments of account thereof as provided therein.

IN WITNESS WHEREOF, the parties of these presents have executed this AGREEMENT in the year and day first above written.

TOWN OF ADDISON
(OWNER)

ATTEST:

By: _____

City Secretary

Party of the Second Part
(CONTRACTOR)

ATTEST:

By: _____

The following to be executed if the CONTRACTOR is a corporation:

I, _____, certify that I am the secretary of the corporation named as CONTRACTOR herein; that _____, who signed this Contract on behalf of the CONTRACTOR is the _____ of said corporation; that said _____ (official title) Contract was duly signed for and in behalf of said corporation by authority of its governing body, and is within the scope of its corporate powers.

Signed: _____

Corporate Seal

Westfield Court Water Service Replacement

BID NO 04-34

Bid Opening: September 14, 2004

2:30 PM

BIDDER	SIGNED	Bid Bond	(A) Total Bid	calendar days	(B) Total Calendar days x\$200	Total Bid A + B
Davis Excavation	<input checked="" type="checkbox"/>	<input checked="" type="checkbox"/>	59,725 ⁻	54	13,800	72,725 ⁻
RKM Utility Svc	<input checked="" type="checkbox"/>	<input checked="" type="checkbox"/>	77,855 ⁻	50	12,500	90,355 ⁻
Jim Bowman Construction Co., L.P.	<input checked="" type="checkbox"/>	<input checked="" type="checkbox"/>	110,440 ⁻	45	11,250	121,690 ⁻

Minok Suh, Purchasing Coordinator

Corey Gayden, Witness

APPARENT LOW
BIDDER

COPY

Davis Excavation, Inc.
Contractor

3807 County Road 276
Street Address

Melissa, Texas 75454
City & State

(214) 733-8042
Telephone

(214) 733-8043
Fax

drew@davisexcavation.com
e-mail

CONTRACT DOCUMENTS

TOWN OF ADDISON, TEXAS
WESTFIELD COURT WATER SERVICE REPLACEMENT

GSWW, INC.
11117 SHADY TRAIL
DALLAS, TEXAS 75229

AUGUST, 2004

SECTION B

**BID PROPOSAL
FOR
WESTFIELD COURT WATER SERVICE REPLACEMENT**

Addison, Texas
Date: September 13, 2004

PROPOSAL OF: Davis Excavation, Inc.
(Contractor)

Check appropriate business entity.

A corporation organized and existing under the laws of the State of Texas.

A corporation organized and existing under the laws of the State of (If a non-Texas Corporation, please attach a copy of the corporation's Articles of Incorporation)

A partnership consisting of _____.


A sole proprietorship owned by _____, an individual.

DO NOT REMOVE BID PROPOSAL FROM SPECIFICATION BOOK
SPECIFICATION BOOK TO BE SUBMITTED IN IT'S ENTIRETY

Receipt is acknowledged of the following addenda:

Addendum #1 _____
Addendum #2 _____
Addendum #3 _____
Addendum #4 _____

Respectfully Submitted,

Davis Excavation, Inc.
(Name of Contractor)
By:  / Drew Davis
(Authorized Signature)
President
(Title)

Address: P.O. Box 1169
City: Van Alstyne
State: Texas Zip: 75495
Telephone: 214-733-8042 Fax: 214-733-8043

Seal if bidder is a corporation

BID SCHEDULE "A"
BID PROPOSAL FOR WESTFIELD WATER SERVICE REPLACEMENT

PAY ITEM	APPROX. QTY	UNIT	DESCRIPTION OF ITEMS WITH BID PRICES WRITTEN IN WORDS	UNIT PRICE	AMOUNT BID
1.	23	EA	FURNISH & INSTALL 3/4" TYPE 'K' COPPER WATER SERVICE BY OTHER THAN OPEN CUT, INCLUDING CONNECTING TO EXISTING WATERLINE AND WATER METER, REMOVE AND REPLACE WATER METER BOX, REMOVE & REPLACEMENT OF REINF. CONC. STREET, DRIVEWAY, SIDEWALK AND CURB, TURF MAINTENANCE COMPLETE IN PLACE. <u>Two Thousand Five Hundred ³/₄ Seventy-Five</u> Dollars and <u>zero</u> Cents per EA	\$ 2,575. ⁰⁰ / _{XX}	\$ 59,225. ⁰⁰ / _{XX}

TOTAL FOR WESTFIELD COURT WATER SERVICE REPLACEMENT: (SCHEDULE "A")

\$ 59,225. ⁰⁰/_{XX}

DO NOT REMOVE BID PROPOSAL FROM SPECIFICATION BOOK
SPECIFICATION BOOK TO BE SUBMITTED IN IT'S ENTIRETY

BID SCHEDULE SUMMARY
WESTFIELD COURT WATER SERVICE REPLACEMENT

<u>Bid Schedule and Description</u>	<u>Total Amount Materials & Services</u>
Schedule "A" Water Service Replacement	\$ <u>59,225.⁰⁰/_{xx}</u>

TOTAL AMOUNT BID FOR SCHEDULE "A"
=TOTAL OF STANDARD BID (A) \$ 59,225.⁰⁰/_{xx}

WRITTEN IN WORDS: Fifty Nine Thousand Two
Hundred ¹/₃ Twenty-Five Dollars ¹/₃ Zero Cents

TOTAL OF TIME BID: 54 (Calendar Days)

TOTAL OF CALENDAR DAYS X \$250.00 (B): \$ 13,500.⁰⁰/_{xx}

WRITTEN IN WORDS: Thirteen Thousand Five
Hundred Dollars ¹/₃ Zero Cents

BASIS FOR COMPARISON OF BIDS:

(A) + (B) = TOTAL BIDS: \$ 72,725.⁰⁰/_{xx}

WRITTEN IN WORDS: Seventy-Two Thousand
Seven Hundred ¹/₃ Twenty-Five Dollars ¹/₃ Zero Cents

- Notes: 1. All items, labor, materials, equipment, facilities, incidentals, and work required for construction of the project are to be provided and installed by the Contractor as part of the project and payment for the cost of such shall be included in the price bid for the construction of the project.
2. Prices must be shown in words and figures for each item listed in this proposal. In the event of discrepancy, the words shall control.
3. It is understood that the Bid Security shall be collected and retained by the Owner as liquidated damages in the event a contract is awarded by the Owner based on this proposal within ninety (90) days calendar days after receiving bids and the undersigned fails to execute the contract and required bonds within seven (7) calendar days from the date the Contractor is notified and has received the conformed documents. After this period, if the contract has been executed and the required bonds have been submitted, the said Bid Surety shall be returned to the undersigned upon demand.
4. One contract will be awarded based on the total value of Schedule "A", (A), plus (B).

Bidder's Tax I.D. No. or Employer No. 68-055-6204



BID BOND

KNOW ALL MEN BY THESE PRESENTS, that we Davis Excavation Company, Inc. as principal, hereinafter called the "Principal," and **SURETEC INSURANCE COMPANY**, 7201 Bishop Road, Suite 250, Plano, TX 75024, as surety, hereinafter called the "Surety," are held and firmly bound unto Town of Addison, TX as obligee, hereinafter called the Obligee, in the sum of Five Percent (5%) of the Amount Bid by Principal for the payment of which sum well and truly to be made, the said Principal and the said Surety, bind ourselves, our heirs, executors, administrators, successors and assigns, jointly and severally, firmly by these presents.

WHEREAS, the principal has submitted a bid for Westfield Court Water Service Replacement.

NOW, THEREFORE, if the contract be timely awarded to the Principal and the Principal shall within such time as specified in the bid, enter into a contract in writing or, in the event of the failure of the Principal to enter into such Contract, if the Principal shall pay to the Obligee the difference not to exceed the penalty hereof between the amount specified in said bid and such larger amount for which the Obligee may in good faith contract with another party to perform the work covered by said bid, then this obligation shall be null and void, otherwise to remain in full force and effect.

PROVIDED, HOWEVER, neither Principal nor Surety shall be bound hereunder unless Obligee prior to execution of the final contract shall furnish evidence of financing in a manner and form acceptable to Principal and Surety that financing has been firmly committed to cover the entire cost of the project.

SIGNED, sealed and dated this 14th day of September, 2004.

Davis Excavation Company, Inc.
(Principal)

BY: 

TITLE: EVP

SureTec Insurance Company

BY: 
Jan Parker, Attorney-in-Fact



GENERAL POWER OF ATTORNEY

Know All Men by These Presents, That SURETEC INSURANCE COMPANY (the "Company"), a corporation duly organized and existing under the laws of the State of Texas, and having its principal office in Houston, Harris County, Texas, does by these presents make, constitute and appoint

Michael P. Whisenant, Cam Fletcher, Jan Parker, Sonia Lara

of Dallas, Texas its true and lawful Attorney(s)-in-fact, with full power and authority hereby conferred in its name, place and stead, to execute, acknowledge and deliver any and all bonds, recognizances, undertakings or other instruments or contracts of suretyship to include waivers to the conditions of contracts and consents of surety, providing the bond penalty does not exceed Five Million and no/100 dollars (\$5,000,000.00) and to bind the Company thereby as fully and to the same extent as if such bonds were signed by the President, sealed with the corporate seal of the Company and duly attested by its Secretary, hereby ratifying and confirming all that the said Attorney(s)-in-Fact may do in the premises. Said appointment is made under and by authority of the following resolutions of the Board of Directors of the SureTec Insurance Company:

Be it Resolved, that the President, any Vice-President, any Assistant Vice-President, any Secretary or any Assistant Secretary shall be and is hereby vested with full power and authority to appoint any one or more suitable persons as Attorney(s)-in-Fact to represent and act for and on behalf of the Company subject to the following provisions:

Attorney-in-Fact may be given full power and authority for and in the name of and of behalf of the Company, to execute, acknowledge and deliver, any and all bonds, recognizances, contracts, agreements or indemnity and other conditional or obligatory undertakings and any and all notices and documents canceling or terminating the Company's liability thereunder, and any such instruments so executed by any such Attorney-in-Fact shall be binding upon the Company as if signed by the President and sealed and effected by the Corporate Secretary.

Be it Resolved, that the signature of any authorized officer and seal of the Company heretofore or hereafter affixed to any power of attorney or any certificate relating thereto by facsimile, and any power of attorney or certificate bearing facsimile signature or facsimile seal shall be valid and binding upon the Company with respect to any bond or undertaking to which it is attached. (Adopted at a meeting held on 20th of April, 1999.)

In Witness Whereof, SURETEC INSURANCE COMPANY has caused these presents to be signed by its President, and its corporate seal to be hereto affixed this 11th day of June, A.D. 2002.

Corporate Seal



SURETEC INSURANCE COMPANY


By

[Signature]
**John Knox, Jr.,
President**

State of Texas
County of Harris ss:

On this 11th day of June A.D. 2002 before me personally came John Knox, Jr., to me known, who, being by me duly sworn, did depose and say, that he resides in Houston, Texas, that he is President of SURETEC INSURANCE COMPANY, the company described in and which executed the above instrument; that he knows the seal of said Company; that the seal affixed to said instrument is such corporate seal; that it was so affixed by order of the Board of Directors of said Company; and that he signed his name thereto by like order.

Notary Seal



[Signature]
Donna U. Ibanez, Notary Public
My commission expires June 11, 2006

I, Michael P. Whisenant, Vice President and Assistant Secretary of SURETEC INSURANCE COMPANY, do hereby certify that the above and foregoing is a true and correct copy of a Power of Attorney, executed by said Company, which is still in full force and effect; and furthermore, the resolutions of the Board of Directors, set out in the Power of Attorney are in full force and effect.

In Witness Whereof, I have hereunto set my hand and affixed the seal of said Company at Houston, Texas this 14th day of September, 2004, A.D.

Corporate Seal



[Signature]
Michael P. Whisenant,
Vice President, Assistant Secretary

SureTec Insurance Company
THIS BOND RIDER CONTAINS IMPORTANT COVERAGE INFORMATION

Statutory Complaint Notice

To obtain information or make a complaint:

You may call the Surety's toll free telephone number for information or to make a complaint at: 1-866-732-0099

You may also write to the Surety at:

SureTec Insurance Company
5000 Plaza on the Lake, Suite 290
Austin, TX 78746

You may contact the Texas Department of Insurance to obtain information on companies, coverage, rights or complaints at 1-800-252-3439.

You may write the Texas Department of Insurance at

PO Box 149104
Austin, TX 78714-9104
Fax#: 512-475-1771

PREMIUM OR CLAIM DISPUTES: Should you have a dispute concerning your premium or about a claim, you should contact the Surety first. If the dispute is not resolved, you may contact the Texas Department of Insurance.

**Important Notice Regarding
Terrorism Risk Insurance Act of 2002**

In accordance with the Terrorism Risk Insurance Act of 2002 (the "Act"), this disclosure notice is provided for surety bonds on which one or more of the following companies is the issuing surety: SureTec Insurance Company, U. S. Specialty Insurance Company, and any other company that is added to SureTec Insurance Company for which surety business is underwritten by SureTec Insurance Company ("Issuing Sureties").

The premium attributable to any bond coverage for "acts of terrorism" as defined in Section 102(1) of the Act is Zero Dollars (\$0.00).

The United States will reimburse the Issuing Sureties for ninety percent (90%) of any covered losses from terrorist acts certified under the Act exceeding the applicable surety deductible.

The actual coverage provided by your bond for acts of terrorism, as is true for all coverages, is limited by the terms, conditions, exclusions, penalties, limits, other provisions of your bond and the underlying contract, any endorsements to the bond and generally applicable rules of law. This Important Notice Regarding Terrorism Insurance Risk Act of 2002 is for informational purposes only and does not create coverage nor become a part or condition of the attached document.

**Exclusion of Liability for
Mold, Mycotoxins, and Fungi**

The Bond to which this Rider is attached does not provide coverage for, and the surety thereon shall not be liable for, molds, living or dead fungi, bacteria, allergens, histamines, spores, hyphae, or mycotoxins, or their related products or parts, nor the remediation thereof, nor the consequences of their occurrence, existence, or appearance.

COPY

JIM BOWMAN CONST. CO., L.P.
Contractor

1111 SUMMIT AVE, STE. 1
Street Address

PLANO TX 75074
City & State

(972) 423-1313
Telephone

(972) 423-9447
Fax

Jim@BowmanConstruction.com
e-mail

CONTRACT DOCUMENTS

TOWN OF ADDISON, TEXAS
WESTFIELD COURT WATER SERVICE REPLACEMENT

GSWW, INC.
11117 SHADY TRAIL
DALLAS, TEXAS 75229

AUGUST, 2004

SECTION B

**BID PROPOSAL
FOR
WESTFIELD COURT WATER SERVICE REPLACEMENT**

Addison, Texas
Date: SEPT. 14, 2004

PROPOSAL OF: SIM BOWMAN CONSTRUCTION CO., L.P.
(Contractor)

Check appropriate business entity.

_____ A corporation organized and existing under the laws of the State of Texas.

_____ A corporation organized and existing under the laws of the State of (If a non-Texas Corporation, please attach a copy of the corporation's Articles of Incorporation)

_____ A partnership consisting of SIM BOWMAN

_____ A sole proprietorship owned by _____, an individual.

DO NOT REMOVE BID PROPOSAL FROM SPECIFICATION BOOK
SPECIFICATION BOOK TO BE SUBMITTED IN IT'S ENTIRETY

Receipt is acknowledged of the following addenda:

Addendum #1 NONE
Addendum #2 _____
Addendum #3 _____
Addendum #4 _____

Respectfully Submitted,

JIM DEWMAN CONSTRUCTION CO., L.P.
(Name of Contractor)
By: _____
(Authorized Signature)
GEN. MGR.
(Title)

Address: 1111 SUMMIT AVE, STE. 1
City: PLANO
State: TX Zip: 75074
Telephone: (972) 423-1313 Fax: (972) 423-9447

Seal if bidder is a corporation

BID SCHEDULE "A"
BID PROPOSAL FOR WESTFIELD WATER SERVICE REPLACEMENT

PAY ITEM	APPROX QTY	UNIT	DESCRIPTION OF ITEMS WITH BID PRICES WRITTEN IN WORDS	UNIT PRICE	AMOUNT BID
1.	23	EA	FURNISH & INSTALL 3/4" TYPE 'K' COPPER WATER SERVICE BY OTHER THAN OPEN CUT, INCLUDING CONNECTING TO EXISTING WATERLINE AND WATER METER, REMOVE AND REPLACE WATER METER BOX, REMOVE & REPLACEMENT OF REINF. CONC. STREET, DRIVEWAY, SIDEWALK AND CURB, TURF MAINTENANCE COMPLETE IN PLACE. <i>Four Thousand Eight Hundred Two</i> Dollars and <i>NO</i> Cents per EA	\$ <i>4,802⁰⁰</i> <i>4800⁰⁰</i> <i>JP</i>	\$ <i>110,446⁰⁰</i>

TOTAL FOR WESTFIELD COURT WATER SERVICE REPLACEMENT: (SCHEDULE "A")

\$ *110,446⁰⁰*
~~*110,604⁰⁰*~~ *JP*

DO NOT REMOVE BID PROPOSAL FROM SPECIFICATION BOOK
SPECIFICATION BOOK TO BE SUBMITTED IN IT'S ENTIRETY

BID SCHEDULE SUMMARY
WESTFIELD COURT WATER SERVICE REPLACEMENT

<u>Bid Schedule and Description</u>	<u>Total Amount Materials & Services</u>
Schedule "A" Water Service Replacement	\$ <u>110,446⁰⁰</u>

TOTAL AMOUNT BID FOR SCHEDULE "A"
=TOTAL OF STANDARD BID (A) \$ 110,446⁰⁰

WRITTEN IN WORDS: ONE HUNDRED TEN THOUSAND
FOUR HUNDRED FORTY SIX DOLLARS

TOTAL OF TIME BID: 45 (Calendar Days)

TOTAL OF CALENDAR DAYS X \$250.00 (B): \$ 11,250⁰⁰

WRITTEN IN WORDS: ELEVEN THOUSAND TWO HUNDRED
FIFTY DOLLARS

BASIS FOR COMPARISON OF BIDS:

(A) + (B) = TOTAL BIDS: \$ 121,696⁰⁰

WRITTEN IN WORDS: ONE HUNDRED TWENTY ONE THOUSAND
SIX HUNDRED NINETY SIX DOLLARS

- Notes:
1. All items, labor, materials, equipment, facilities, incidentals, and work required for construction of the project are to be provided and installed by the Contractor as part of the project and payment for the cost of such shall be included in the price bid for the construction of the project.
 2. Prices must be shown in words and figures for each item listed in this proposal. In the event of discrepancy, the words shall control.
 3. It is understood that the Bid Security shall be collected and retained by the Owner as liquidated damages in the event a contract is awarded by the Owner based on this proposal within ninety (90) days calendar days after receiving bids and the undersigned fails to execute the contract and required bonds within seven (7) calendar days from the date the Contractor is notified and has received the conformed documents. After this period, if the contract has been executed and the required bonds have been submitted, the said Bid Surety shall be returned to the undersigned upon demand.
 4. One contract will be awarded based on the total value of Schedule "A", (A), plus (B).

Bidder's Tax I.D. No. or Employer No. 75-1932206

FIRST NATIONAL SURETY

BID BOND

KNOW ALL BY THESE PRESENTS, That we, Jim Bowman Construction Co., L.P.

of 1111 Summit Ave., S-1, Plano, Tx. 75074 (hereinafter called the Principal),

as Principal, and FIRST NATIONAL INSURANCE COMPANY OF AMERICA

(hereinafter called the Surety), as Surety are held and firmly bound unto Town of Addison, Tx.

(hereinafter called the Obligee) in the penal sum of 5% GAB -----
----- Dollars (\$ 5% GAB)

for the payment of which the Principal and the Surety bind themselves, their heirs, executors, administrators, successors and assigns, jointly and severally, firmly by these presents.

THE CONDITION OF THIS OBLIGATION IS SUCH, That WHEREAS, the Principal has submitted or is about to submit a proposal to the Obligee on a contract for Westfield Court Water Service Replacement-Bid #04-34

NOW, THEREFORE, If the said Contract be timely awarded to the Principal and the Principal shall, within such time as may be specified, enter into the Contract in writing, and give bond, if bond is required, with surety acceptable to the Obligee for the faithful performance of the said Contract, then this obligation shall be void; otherwise to remain in full force and effect.

Signed and sealed this 14th day of September, 2004 .

Vicki Holt
Witness

Jim Bowman Construction Co., L.P. (Seal)
Principal
G.M.
Title

Allen Crum
Witness

FIRST NATIONAL INSURANCE COMPANY OF AMERICA
By Raymon R. Dyer
Raymon R. Dyer Attorney-in-Fact



POWER OF ATTORNEY

FIRST NATIONAL INSURANCE COMPANY OF AMERICA
4333 BROOKLYN AVE NE
SEATTLE, WASHINGTON 98105

4333 Brooklyn Avenue N.E.
Seattle, WA 98105

No. 10538

KNOW ALL BY THESE PRESENTS:

That FIRST NATIONAL INSURANCE COMPANY OF AMERICA, a Washington corporation, does hereby appoint
.....RAYMON R. DYER; PERRY MAX; TAMMI ENTRIKEN; Garland, Texas.....

its true and lawful attorney(s)-in-fact, with full authority to execute on behalf of the company fidelity and surety bonds or undertakings and other documents of a similar character issued by the company in the course of its business, and to bind FIRST NATIONAL INSURANCE COMPANY OF AMERICA thereby as fully as if such instruments had been duly executed by its regularly elected officers at its home office.

IN WITNESS WHEREOF, FIRST NATIONAL INSURANCE COMPANY OF AMERICA has executed and attested these presents

this 3rd day of May, 2000

R.A. Pierson

R.A. PIERSON, SECRETARY

W. Randall Stoddard

W. RANDALL STODDARD, PRESIDENT

CERTIFICATE

Extract from the By-Laws of FIRST NATIONAL INSURANCE COMPANY OF AMERICA:

"Article V, Section 13. - FIDELITY AND SURETY BONDS ... the President, any Vice President, the Secretary, and any Assistant Vice President appointed for that purpose by the officer in charge of surety operations, shall each have authority to appoint individuals as attorneys-in-fact or under other appropriate titles with authority to execute on behalf of the company fidelity and surety bonds and other documents of similar character issued by the company in the course of its business... On any instrument making or evidencing such appointment, the signatures may be affixed by facsimile. On any instrument conferring such authority or on any bond or undertaking of the company, the seal, or a facsimile thereof, may be impressed or affixed or in any other manner reproduced; provided, however, that the seal shall not be necessary to the validity of any such instrument or undertaking."

Extract from a Resolution of the Board of Directors of
FIRST NATIONAL INSURANCE COMPANY OF AMERICA adopted July 28, 1970.

"On any certificate executed by the Secretary or an assistant secretary of the Company setting out,
(i) The provisions of Article V, Section 13 of the By-Laws, and
(ii) A copy of the power-of-attorney appointment, executed pursuant thereto, and
(iii) Certifying that said power-of-attorney appointment is in full force and effect,
the signature of the certifying officer may be by facsimile, and the seal of the Company may be a facsimile thereof."

I, R.A. Pierson, Secretary of FIRST NATIONAL INSURANCE COMPANY OF AMERICA, do hereby certify that the foregoing extracts of the By-Laws and of a Resolution of the Board of Directors of this corporation, and of a Power of Attorney issued pursuant thereto, are true and correct, and that both the By-Laws, the Resolution and the Power of Attorney are still in full force and effect.

IN WITNESS WHEREOF, I have hereunto set my hand and affixed the facsimile seal of said corporation

this 14th day of September, 2004



R.A. Pierson

R.A. PIERSON, SECRETARY

RKM UTILITY SERVICES, INC.
Contractor

2512 GLENDA LANE
Street Address

DALLAS, TEXAS 75229
City & State

972-241-2621
Telephone

972-241-2624
Fax

ASWANN@SBCGLOBAL.NET
e-mail

COPY

CONTRACT DOCUMENTS

TOWN OF ADDISON, TEXAS
WESTFIELD COURT WATER SERVICE REPLACEMENT

GSWW, INC.
11117 SHADY TRAIL
DALLAS, TEXAS 75229

AUGUST, 2004

SECTION B

**BID PROPOSAL
FOR
WESTFIELD COURT WATER SERVICE REPLACEMENT**

Addison, Texas

Date: 14 SEPT., 2004

PROPOSAL OF: RKM UTILITY SERVICES, INC.
(Contractor)

Check appropriate business entity.

A corporation organized and existing under the laws of the State of Texas.

A corporation organized and existing under the laws of the State of (If a non-Texas Corporation, please attach a copy of the corporation's Articles of Incorporation)

A partnership consisting of _____.

A sole proprietorship owned by _____, an individual.

DO NOT REMOVE BID PROPOSAL FROM SPECIFICATION BOOK
SPECIFICATION BOOK TO BE SUBMITTED IN IT'S ENTIRETY

Receipt is acknowledged of the following addenda:

Addendum #1 _____
Addendum #2 _____
Addendum #3 _____
Addendum #4 _____

Respectfully Submitted,

RKM UTILITY SERVICES, INC
(Name of Contractor)

By: [Signature]
(Authorized Signature)

PRESIDENT
(Title)

Address: 2513 GLENDA LANE

City: DALLAS

State: TEXAS Zip: 75229

Telephone: 972-241-2621 Fax: 972-241-2624

Seal if bidder is a corporation

BID SCHEDULE "A"
BID PROPOSAL FOR WESTFIELD WATER SERVICE REPLACEMENT

1.	23	EA	FURNISH & INSTALL 3/4" TYPE 'K' COPPER WATER SERVICE BY OTHER THAN OPEN CUT, INCLUDING CONNECTING TO EXISTING WATERLINE AND WATER METER, REMOVE AND REPLACE WATER METER BOX, REMOVE & REPLACEMENT OF REINF. CONC. STREET, DRIVEWAY, SIDEWALK AND CURB, TURF MAINTENANCE COMPLETE IN PLACE. <i>Thirty three hundred eighty five</i> Dollars and <i>NO</i> Cents per EA	\$3,385.00	\$77,855.00
----	----	----	---	------------	-------------

TOTAL FOR WESTFIELD COURT WATER SERVICE REPLACEMENT: (SCHEDULE "A")

\$ 77,855.00

DO NOT REMOVE BID PROPOSAL FROM SPECIFICATION BOOK
SPECIFICATION BOOK TO BE SUBMITTED IN IT'S ENTIRETY

BID SCHEDULE SUMMARY
WESTFIELD COURT WATER SERVICE REPLACEMENT

<u>Bid Schedule and Description</u>	<u>Total Amount Materials & Services</u>
Schedule "A" Water Service Replacement	\$ <u>77,855.00</u>

TOTAL AMOUNT BID FOR SCHEDULE "A"
=TOTAL OF STANDARD BID (A) \$ 77,855.00

WRITTEN IN WORDS: Seventy seven thousand eight
Hundred fifty five dollars and no cents.

TOTAL OF TIME BID: 50 (Calendar Days)

TOTAL OF CALENDAR DAYS X \$250.00 (B): \$ 12,500.00

WRITTEN IN WORDS: Twelve thousand five
Hundred dollars and no cents.

BASIS FOR COMPARISON OF BIDS:

(A) + (B) = TOTAL BIDS: \$ 90,355.00

WRITTEN IN WORDS: Ninety thousand three
Hundred fifty five dollars and no cents.

- Notes: 1. All items, labor, materials, equipment, facilities, incidentals, and work required for construction of the project are to be provided and installed by the Contractor as part of the project and payment for the cost of such shall be included in the price bid for the construction of the project.
2. Prices must be shown in words and figures for each item listed in this proposal. In the event of discrepancy, the words shall control.
3. It is understood that the Bid Security shall be collected and retained by the Owner as liquidated damages in the event a contract is awarded by the Owner based on this proposal within ninety (90) days calendar days after receiving bids and the undersigned fails to execute the contract and required bonds within seven (7) calendar days from the date the Contractor is notified and has received the conformed documents. After this period, if the contract has been executed and the required bonds have been submitted, the said Bid Surety shall be returned to the undersigned upon demand.
4. One contract will be awarded based on the total value of Schedule "A", (A), plus (B).

Bidder's Tax I.D. No. or Employer No. 06-1666008

Western Surety Company

BID BOND

Bond No. 22747630

KNOW ALL MEN BY THESE PRESENTS, that we, RKM Utility Services, Inc., as Principal (hereinafter called the "Principal"), and Western Surety Company, P.O. Box 5077, Sioux Falls, SD 57117-5077 (hereinafter called the "Surety"), are held and firmly bound unto City of Addison, as Obligee, (hereinafter called the "Obligee"), in the sum of 5% of the amount of the bid described below but not to exceed Ten Thousand Dollars (\$10,000) for the payment of which sum well and truly to be made, the said Principal and the said Surety, bind ourselves, our heirs, executors, administrators, successors and assigns firmly by these presents.

WHEREAS, the Principal has submitted a bid to Obligee for Water Systems Improvements.

NOW, THEREFORE, If the contract be timely awarded to the Principal and the Principal shall enter into a contract with the Obligee in accordance with the terms of such bid or, in the event of the failure of the Principal to enter into such a contract, if the Principal shall pay to the Obligee the difference not to exceed the penalty hereof between the amount specified in said bid and the next low bid received by the Obligee for the work covered by Principal's bid, then this obligation shall be null and void, otherwise to remain in full force and effect.

PROVIDED, HOWEVER, neither Principal nor Surety shall be bound hereunder unless Obligee prior to execution of the final contract shall furnish evidence in a manner and form acceptable to Principal and Surety that financing has been firmly committed to cover the entire cost of the project.

SIGNED, sealed and dated this 14th day of Sept., 2004.

RKM Utility Services, Inc.

By 
Title Pres.

Principal

Western Surety Company

By 

Michael N. Rudberg
Attorney-in-Fact

POWER OF ATTORNEY

(Irrevocable)

No. SP- 22747630

Know All Men by These Presents:

That this Power of Attorney is not valid or in effect unless attached to the bond which it authorizes executed, but may be detached by the approving officer if desired. That Western Surety Company, a corporation, does hereby make, constitute and appoint the following

THREE authorized individuals:

AUTHORIZED INDIVIDUALS	AUTHORIZED INDIVIDUALS
DAVID P. BARRIE SUSAN E. CRAIN	MICHAEL NORMAN RUBERG

in the City of DALLAS, State of TEXAS, with limited authority, its true and lawful Attorney(s) in fact with full power and authority hereby conferred, to sign, execute, acknowledge and deliver for and on its behalf as Surety, the following described bond:

BID, PERFORMANCE, AND/OR PAYMENT BOND, IN ADDITION THE RELATED TRANSACTIONS SUCH AS CONSENTS OF SURETY, RIDERS, AND LETTERS OF INTENT, MAINTENANCE AND WARRANTY BONDS, PROVIDING THE BOND PENALTY DOES NOT EXCEED FIVE MILLION AND NO/100 DOLLARS (5,000,000.00).**

The acknowledgment and execution of such bond by the said Attorney in Fact shall be as binding upon this Company as if such bond had been executed and acknowledged by the regularly elected officers of this Company.

All authority hereby conferred shall expire and terminate, without notice, unless used before midnight of APRIL 30 2009, but until such time shall be irrevocable and in full force and effect.

WESTERN SURETY COMPANY further certifies that the following is a true and exact copy of Section 7 of the By-Laws of Western Surety Company, duly adopted and now in force, to-wit: "Section 7. All bonds, policies, undertakings, Powers of Attorney, or other obligations of the corporation shall be executed in the corporate name of the Company by the President, Secretary, any Assistant Secretary, Treasurer, or any Vice President, or by such other officers as the Board of Directors may authorize. The President, any Vice President, Secretary, any Assistant Secretary, or the Treasurer may appoint Attorneys in Fact or Agents who shall have authority to issue bonds, policies, or undertakings in the name of the Company. The corporate seal is not necessary for the validity of any bonds, policies, undertakings, Powers of Attorney or other obligations of the corporation. The signature of any such officer and the corporate seal may be printed by facsimile."


The penal amount of the bond herein described may be increased if there is attached to this Power, written authority so authorizing in the form of an endorsement, letter or telegram signed by the Senior Underwriting Officer, Underwriting Officer, President, Vice President, Assistant Vice President, Treasurer, Secretary or Assistant Secretary of Western Surety Company specifically authorizing said increase.

IN WITNESS WHEREOF Western Surety Company has caused these presents to be executed by its Senior Vice President with its corporate seal affixed this 1st day of April, 2002.

STATE OF SOUTH DAKOTA }
COUNTY OF MINNEHAHA } ss.

WESTERN SURETY COMPANY
By Paul T. Bruffa
Senior Vice President

On this 1st day of April, in the year 2002, before me, a Notary Public, personally appeared Paul T. Bruffa, who being by me duly sworn, acknowledged that he signed the above Power of Attorney as the aforesaid officer of WESTERN SURETY COMPANY and acknowledged said instrument to be the voluntary act and deed of said corporation.



D. Krell
Notary Public, South Dakota

My Commission Expires November 30, 2006

I, the undersigned officer of Western Surety Company, a stock corporation of the State of South Dakota, do hereby certify that the attached Power of Attorney is in full force and effect and is irrevocable; and furthermore, that Section 7 of the By-Laws of the company as set forth in the Power of Attorney, is now in force.

In testimony whereof, I have hereunto set my hand and the seal of Western Surety Company this 14th day of Sept. 2004

***IMPORTANT: This date must be filled in before it is attached to the bond and it must be the same date as the bond.**

WESTERN SURETY COMPANY
By Paul T. Bruffa
Senior Vice President

Form 749-4-2002

NOTICE: This border must be BLUE. If it is not BLUE, this is not a certified copy. →

**ENGINEERS OPINION OF
PROBABLE COST**

09/08/04

**Town of Addison - Westfield Court Water Service Replacement
Project No.**

09/09/04

Item	Description	Unit	Quantity	Unit Price	Cost
	Project Sign	EA	1	\$500.00	\$500.00
	Bore service line, connect to watermain & meter, new meter can	EA	23	\$1,800.00	\$41,400.00
	Sidewalk rem/replace (assume 6' x 4") 24 SF @ \$6.00/ SF)	EA	34	\$144.00	\$4,896.00
	Street rem/replace (assume 4 SY @ \$50/SY)	EA	5	\$200.00	\$1,000.00
	Drive rem/replace (assume 4 SY @ \$50/SY)	EA	7	\$200.00	\$1,400.00
	Turf Establishment/Solid Sod, (assume 8 SY per service @ \$6.00 SY)	EA	23	\$48.00	\$1,104.00
					\$0.00
					\$0.00
	Construction Contingency (10%)	LS	1	10%	\$5,030.00
TOTAL					\$55,330

Average Cost per service line \$2,405.65

In providing opinions of probable construction cost, the Client understands that the Consultant has no control over the cost or availability of labor, equipment or materials, or over market conditions or the Contractor's method of pricing, and that the Consultant's opinions of probable construction cost are made on the basis of the consultant's professional judgment and experience. The Consultant makes no warranty, express or implied, that the bids or the negotiated cost of the Work will not vary from the Consultant's opinion of probable construction cost.

Steve Chutchian

From: OliphantPR@aol.com
Sent: Wednesday, September 01, 2004 5:20 PM
To: Mike Murphy; Jim Pierce; Steve Chutchian; Jenny Nicewander
Cc: Chris Terry
Subject: Planning Notes

**PUBLIC WORKS PLANNING ACTIVITIES
 (Notes from 8/31/04 conference)**

WESTFIELD COURT WATER LINE (Council approval on 9/28, work starts 10/9)

1. Letter to residents – Liz to draft; Jenny will get date Ron can attend and clear letter with him before copying and distributing door-to-door on 9/29
2. Public Meeting week of October 4
 - a. Public Works to handle
 - i. Arrangements with Athletic Club
 - ii. Coordination with Michelle for Ron or Chris to attend
 - iii. Preparation of visuals (water lines indicated on graphics, graphic showing detail of repairs and how line will be repaired)
 - iv. Agenda for presentation (issues to be covered)
 - b. Liz to coordinate all of above with Jenny and produce notices to place on homes to alert residents of the time water will be turned off at their particular home

BELT LINE ROAD RESURFACING (Council approval 10/12, work starts 10/17)

1. Liz to draft letter for Ron's signature; Jenny to handle approval, copying and hand delivery on 9/15. Will be mailed to property owners too.
2. Two Public Meetings week of 9/27, 2:30 and 6:30 p.m. to accommodate retailers and restaurant managers
 - a. Public Works to handle
 - i. Use of Conference center for events
 - ii. Availability of mayor and/or city manager to attend
 - iii. Getting list of property owners and businesses from tax office for letters
 - iv. Preparation of visuals – rendering, time-line
 - v. Agenda for presentation (issues to be covered)
 - b. Liz to coordinate all of above with Jenny

SPECTRUM DRIVE RIBBON CUTTING

1. Scheduled for end of October – possibly early evening to display lighting...

Steve Chutchian

Full Name: Spann, Quinn, Jr., P.E.
Last Name: Spann
First Name: Quinn
Job Title: Associate/Project Manager
Company: GSWW, Inc.

Business Address: GSWW, Inc.
11117 Shady Trail
Dallas, Texas 75229

Business: (972) 620-1255
Mobile: (972) 978-5545
Business Fax: (972) 620-8028

E-mail: qspann@gsw-inc.com

WBTFIELD COURT
WATER SERVICE
REPLACEMENT

Addison!

FINAL
Review
8/23/04
SAC-

BID NO. 04-34

**CONTRACT DOCUMENTS
AND
SPECIFICATIONS
FOR**

*Town of Addison, Texas
Westfield Court Water Service Replacement*

AUGUST, 2004

INTERIM REVIEW	
Document incomplete, not intended for construction, bidding, or permit purposes.	
ENGINEER:	<u>Quinn G. Spann, Jr., P.E.</u>
P.E. SERIAL NO.:	<u>68109</u>
DATE:	<u>8-20-04</u>

PREPARED BY



**GSWW, Inc.
11117 Shady Trail
Dallas, Texas 75229**

Contractor

Street Address

City & State

Telephone

Fax

e-mail

CONTRACT DOCUMENTS

TOWN OF ADDISON, TEXAS
WESTFIELD COURT WATER SERVICE REPLACEMENT

GSWW, INC.
11117 SHADY TRAIL
DALLAS, TEXAS 75229

AUGUST, 2004

CONTRACT DOCUMENTS

TOWN OF ADDISON, TEXAS
WESTFIELD COURT WATER SERVICE REPLACEMENT

TOWN OF ADDISON, TEXAS
DALLAS COUNTY, TEXAS

AUGUST
~~MAY~~, 2004

I hereby state that these Contract Documents were prepared under my direct supervision and that I am a duly Registered Professional Engineer under the laws of the State of Texas

Date: _____ Registration No. _____

**GENERAL CONTRACT DOCUMENTS AND SPECIFICATIONS
FOR
TOWN OF ADDISON, TEXAS
WESTFIELD COURT WATER SERVICE REPLACEMENT**

TABLE OF CONTENTS

<u>TITLE</u>	<u>SECTION</u>
BID ADVERTISEMENT & INSTRUCTIONS TO BIDDERS.....	A
BID PROPOSAL.....	B
CONTRACT AGREEMENT.....	C
BONDS.....	D
Performance	
Payment	
Maintenance	
Certificate of Insurance	
Contractor's Affidavit of Bills Paid	
GENERAL PROVISIONS.....	E
Standard Specifications for Public Works Construction, North Central Texas Council of Governments (separate document not furnished)	
SPECIAL PROVISIONS.....	F
TECHNICAL SPECIFICATIONS.....	G
PROJECT SIGN.....	H
PLAN SHEETS AND PICTURES.....	I

SECTION A

ADVERTISEMENT FOR BIDS

1. Sealed bids addressed to the Town of Addison, Texas, for Westfield Court Water Service Replacement for the Town of Addison, Texas, hereinafter called "Town" in accordance with plans, specifications and contract documents prepared by GSWW, Inc., hereinafter called "the Consultant", will be received at the office of Ms. Minok Suh, Purchasing Coordinator, Finance Building, 5350 Belt Line Road, Addison, Texas until **2:00 P.M. on Tuesday, September 14, 2004**. Bids received by the appointed time will be opened and read aloud. Any bids received after closing time will be returned unopened.
2. The Contractor shall identify his bid on the outside of the envelope by writing the words **"WESTFIELD COURT WATER SERVICE REPLACEMENT"**.
3. Bids shall be accompanied by a cashier's check or certified check upon a national or state bank in an amount not less than five percent (5%) of the total maximum bid price payable without recourse to the Town of Addison, or a bid bond in the same amount from a reliable surety company licensed by the State of Texas to act as a surety or its authorized agent as a guarantee that the bidder will enter into a contract and execute a Performance Bond within ten (10) days after notice of award of contract to him.
4. Plans, specifications and bidding documents may be secured on a CD from the office of Ms. Minok Suh, Purchasing Coordinator, Finance Building, 5350 Belt Line Road, Addison, Texas. The first copy of the CD will be available at no charge and any additional copies of the CD may be obtained for a non-refundable sum of **\$20.00** per CD.
5. The Mayor and the Town Council reserve the right as the interest of the Town may require to reject any or all bids and to waive any informality in bids received.
6. The Bidder (Proposer) must supply all the information required by the Proposal Form.
7. A Performance Bond, Labor and Material Payment Bond, and Maintenance Bond will be required by the Owner; each Bond shall be in the amount of 100% of the total contract amount. Bonds shall be issued by a surety company licensed by the State of Texas to act as a Surety. The performance and payment bonds shall name the Town of Addison as obligee (or such other entities as may be designated at the time a contract is executed).
8. For information on bidding or to secure bid documents, call Ms. Minok Suh (972) 450-7091. For information on the work to be performed, call Steven Z. Chutchian, P.E., Assistant City Engineer, (972) 450-2886.
9. A **Mandatory Pre-Bid meeting** will be held at **2:00 P.M. on Tuesday, September 7, 2004** at the Addison Service Center, 16801 Westgrove, Addison, Texas, 75001, (972) 450-2871. All bidders are required to attend. Lack of attendance will be considered non-responsive and a bid will not be accepted from anyone not attending.
10. This project consists of abandoning existing "long" copper water service lines, by boring new long service lines with a polyethylene sleeve as shown on the plans and in accordance with the specifications.

TOWN OF ADDISON, TEXAS

SECTION A
INSTRUCTION TO BIDDERS

TABLE OF CONTENTS

1.	PROJECT	2
2.	PROJECT DESCRIPTION	2
3.	PROPOSALS.....	2
4.	DOCUMENTS.....	2
5.	EXAMINATION OF DOCUMENTS AND SITE.....	2
6.	INTERPRETATION OF DOCUMENTS	2
7.	INSURANCE REQUIRMENTS	2
8.	SUBSTITUTIONS	4
9.	ADDENDA	4
10.	COMPLETION TIME	4
11.	PREPARATION OF BIDS.....	4
12.	SUBMITTAL OF BIDS	5
13.	MODIFICATION AND WITHDRAWAL OF BIDS	5
14.	DISQUALIFICATION	5
15.	SUBMISSION OF POST-BID INFORMATION.....	5
16.	AWARD	5
17.	EXECUTION OF THE CONTRACT	5
18.	CONSTRUCTION SCHEDULE	5
19.	LIQUIDATED DAMAGES	6
20.	FORM OF CONTRACT	6
21.	BONDS.....	6
22.	BID SECURITY.....	6
23.	RESOLUTIONS.....	6
24.	CONSTRUCTION STAKING.....	6
25.	FINAL PAYMENT	6
26.	PREVAILING WAGE RATES	6

INSTRUCTIONS TO BIDDERS

1. **PROJECT**

WESTFIELD COURT WATER SERVICE REPLACEMENT, in the Town of Addison.

The bids will be evaluated as stated in this item 16 of the Instructions to Bidders.

2. **PROJECT DESCRIPTION**

This project consists of the installation of 23 water service lines "by other than open cut" (long service only) with associated appurtenances as shown on the plans and in accordance with the specifications.

3. **PROPOSALS**

Proposals must be in accordance with these instructions in order to receive consideration.

4. **DOCUMENTS**

Documents include the Advertisement for Bids, Instructions to Bidders, Proposal Forms, Contract Agreement, Performance Bond, Payment bond Maintenance Bond, General Provisions, Special Provisions, Technical Specifications, Drawings, and Addenda which may be issued during the bidding period. Bidding Documents may be viewed and/or obtained under the terms and conditions set forth in the Advertisement for Bids in Section A of this Specification Book.

5. **EXAMINATION OF DOCUMENTS AND SITE**

Bidders shall carefully examine the Bidding Documents and the construction site to obtain first-hand knowledge of the scope and the conditions of the Work. Each Contractor, Subcontractor and Sub-subcontractor, by submitting a proposal to perform any portion of the Work, represents and warrants that he has examined the Drawings, Specifications (Project Manual) and the site of the Work, and from his own investigation has satisfied himself as to the scope, accessibility, nature and location of the Work; the character of the equipment and other facilities needed for the performance of the Work; the character and extent of other work to be performed; the local conditions; labor availability, practices and jurisdictions and other circumstances that may affect the performance of the Work. No additional compensation will be allowed by the Owner for the failure of such Contractor, Subcontractor or Sub-subcontractor to inform himself as to conditions affecting the Work. A **Mandatory Pre-Bid** meeting will be held at **2:00 P.M. on September 7, 2004** at the Addison Service Center, 16901 Westgrove, Addison, Texas, 75001, (972) 450-2871. **All bidders are required to attend.** Lack of attendance will be considered non-responsive and a bid will not be accepted from anyone not attending.

6. **INTERPRETATION OF DOCUMENTS**

If any person contemplating submitting a bid for the proposed Contract is in doubt as to the meaning of any part of the Drawings, Specifications (Project Manual) or other proposed Contract Documents, he may submit to the Consultant, not later than seven (7) calendar days prior to the date set for opening bids, a written request for an interpretation or clarification. Bidders should act promptly and allow sufficient time for a reply to reach them before preparing their bids. Any interpretation or clarification will be in the form of an Addendum duly issued. No alleged verbal interpretation or ruling will be held binding upon the Owner.

7. **INSURANCE REQUIREMENTS**

- A. The Contractor shall agree to furnish and maintain, during the contract period, insurance coverage meeting the following requirements:
 1. Commercial General Liability Insurance at minimum combined single limits of \$500,000 per occurrence and \$1,000,000 general aggregate for Bodily Injury and Property Damage, which coverage shall include Products/Completed Operations, and XCU Hazards. Contractual Liability must be maintained with respect to the Contractor's obligations

contained in the contract. The policy must be amended to provide a per-project general aggregate limit of insurance of \$1,000,000 with respect to this contract.

2. Workers Compensation insurance at statutory limits, including employer's liability coverage at minimum limits of \$500,000.
3. Commercial automobile liability insurance at minimum combined single limits of \$500,000. Per occurrence for bodily injury and property damage, including owned, non-owned, and hired car coverage.

B. Contractor shall provide the following endorsements:

1. Additional insured wording which includes the Contractor and the Town of Addison with respect to general liability, and automobile liability.
2. All liability policies shall contain cross liability and severability of interest clause.
3. A waiver of subrogation in favor of the Town of Addison with respect to the workers' compensation insurance.
4. The policy shall be endorsed to require the insured to immediately notify the Town of Addison of any material changes in the insurance coverage.
5. The certificate shall note the Project Name or Bid Number.
6. All certificates shall be mailed to Town of Addison, Purchasing Division, P.O. BOX 9010, ADDISON, TEXAS 75001.

C. All insurance shall be purchased from an insurance company who meets the following requirements.

1. A Best financial rating acceptable to the Town.
2. Licensed and admitted to do business in the State of Texas.

D. All insurance must be written on forms filed with and approved by the Texas State Board of Insurance. Certificates of insurance shall be prepared and executed by the insurance company or its authorized agent and shall contain provisions representing and warranting the following:

1. The company is licensed and admitted to do business in the State of Texas.
2. The company's forms have been approved by the Texas State Board of Insurance.
3. Sets forth all endorsements as required above.
4. The Town of Addison will receive at least thirty (30) days notice prior to cancellation or termination of the insurance.

E. Upon request, Contractor, shall furnish the Owner with certified copies of all insurance policies. The Contractor shall also file with the Owner valid Certificates of Insurance covering all subcontractors in accordance with the insurance requirements set forth herein for Contractor.

8. SUBSTITUTIONS

Conditions governing the submission of substitutions for specific materials, products, equipment and processes are in the Special Provisions. Requests for substitutions must be received by the Consultant seven (7) calendar days prior to the established bid date.

9. ADDENDA

Interpretations, clarifications, additions, deletions and modifications to the Documents during the bidding period will be issued in the form of Addenda and a copy of such Addenda will be mailed, faxed or delivered to each person who has been issued a set of the Bidding Documents. Addenda will be a part of the Bidding Documents and the Contract Documents, and receipt of them shall be acknowledged in the Bid Form. All such interpretations and supplemental instructions will be in the form of written addenda to the contract documents which, if issued, will be sent by telegram, certified or registered mail, or hand delivered to all prospective bidders (at the respective addresses furnished for such purposes) not later than three (3) calendar days prior to the date fixed for the opening of bids. If any bidder fails to acknowledge the receipt of such addenda in the space provided in the bid form, his bid will nevertheless be construed as though the receipt of such addenda had been acknowledged.

10. COMPLETION TIME

See Special Provisions.

11. PREPARATION OF BIDS

Prices quoted shall include all items of cost, expense, fees and charges incurred by, or arising out of, the performance of the work to be performed under the Contract. Bids submitted shall be signed in ink. Any bid on other than the required form will be considered informal and may be rejected. Erasures or other changes in a bid must be explained or noted over with the initials of the bidder. Bids containing any conditions, omissions, unexplained erasures and alterations, or irregularities of any kind may be rejected as informal. The prices should be expressed in words and figures or they may be deemed informal and may be rejected. In case of discrepancy between the prices written in the bid and those given in the figures, the price in writing will be considered as the bid. Failure to submit all requested information will make a bid irregular and subject to rejection. Bids shall be signed with name typed or printed below signature, and, if a partnership, give full name of all partners. Where bidder is a corporation, bids must be signed with the legal name of the corporation followed by the name of the state of incorporation and the legal signature of an officer authorized to bind the corporation to a contract.

A computer generated proposal form may be used in lieu of the enclosed forms. The form shall be 8½ " x 11" in size, and shall be attached to the proposal in the proper section, and shall be make part of the proposal and contract documents.

The spreadsheet option is for the convenience of the bidder. No wording in the spreadsheet shall modify or amend the wording in the bid proposal or plans.

The unit price on the form shall be the price of the item, and errors that may be present in the printout will not be recognized as an opportunity to revise the proposal. The summary sheet included in this bid document shall be utilized for summarizing the bid.

Te spreadsheet shall present each item in the order and number as shown in the city's proposal and bid schedule for this project. The spreadsheet shall be in a column format with the following columns:

1. Item Number
2. Quantity
3. Unit of Measure
4. Description

5. Unit Price
6. Extended Price

12. SUBMITTAL OF BIDS

Sealed proposals will be received at the time, date and place stated in the Advertisement for Bids. Proposals shall be completed on Proposal Forms furnished in this Specification book. Submit completed bid book in its entirety in an opaque, sealed envelope addressed to the Owner and plainly mark on the outside of the envelope the project name, and the name and address of the bidder. The envelopes shall be marked with the following project name: **WESTFIELD COURT WATER SERVICE REPLACEMENT**

The Bid Bond must be completed and signed by each bidder and submitted with the bid. Submit Bids by mail or in person prior to the time for receiving bids set forth in the Advertisement for Bids issued by the Town.

13. MODIFICATION AND WITHDRAWAL OF BIDS

Prior to the time set for bid opening, bids may be withdrawn or modified. Bids may be modified only on the official bid form and must be signed by a person legally empowered to bind the bidder.

No bid may be withdrawn for a period of 90 day after the scheduled closing time for receiving bids. The low bidder shall be prepared to submit such evidence as the Owner may require to establish his experience, possession of such equipment, qualification of personnel and financial responsibility necessary to perform the work on this project in an expeditious, safe and satisfactory manner.

14. DISQUALIFICATION

The Owner reserves the right to disqualify proposals, before or after the opening, upon evidence of collusion with intent to defraud or other illegal practices relating to this proposal upon the part of the bidder.

15. SUBMISSION OF POST-BID INFORMATION

Upon notification of acceptance, the selected bidder shall, within five (5) calendar days, submit the following:

- A. A designation of the portions of the Work proposed to be performed by the bidder with his own force.
- B. A list of names of the subcontractors or other persons or organizations, including those who are to furnish materials and equipment fabricated to a special design proposed for such portions of the Work as may be designated in the Bidding Documents or as may be requested by the Consultant.
- C. The bidder will be required to establish to the satisfaction of the Owner and the Consultant the reliability and responsibility of the proposed Subcontractors and suppliers to furnish and perform the Work. Bidder to provide experience record, including contract references (names and telephone) and dollar size of project.

16. AWARD

See Special Provisions.

17. EXECUTION OF THE CONTRACT

See Special Provisions.

18. CONSTRUCTION SCHEDULE

See Special Provisions.

19. LIQUIDATED DAMAGES

See Special Provisions.

20. FORM OF CONTRACT

The contract for the construction of the project will be drawn up by the Owner. A sample form of agreement is included in the Contract Agreement Section.

21. BONDS

A Performance Bond, a Labor and Material Payment Bond and a Maintenance Bond will be required by the Owner. The performance and payment bonds shall name the Town of Addison, and others as directed by the Town, as joint obligees. Sample forms have been included in the Performance Bond, Payment Bond and Maintenance Bond sections. (Contractor shall confirm the legal names of obligees prior to execution of Bonds.)

22. BID SECURITY

Bids shall be accompanied by a cashier's check or certified check upon a national or state bank in an amount not less than five percent (5%) of the total maximum bid price payable without recourse to the Town of Addison, or a bid bond in the same amount from a reliable surety company licensed to do business in the State of Texas as a guarantee that the bidder will enter into a contract and execute a Performance Bond and Payment Bond within ten (10) calendar days after notice of award of contract to him. Such checks or bid bonds will be returned to all except the three lowest bidders within three (3) days after the opening of bids, and the remaining checks or bid bonds will be returned promptly after the Owner has made an award of contract, or, if no award has been made within thirty (30) calendar days after the date of the opening of bids, upon demand of the bidder at any time thereafter, so long as he has not been notified of the acceptance of his bid.

23. RESOLUTIONS

If the bidder is a corporation, a copy of the resolution empowering the person submitting the bid to bind the bidder must be included with the bid.

24. CONSTRUCTION STAKING

Construction staking will not be provided by the Owner. Benchmarks and Horizontal Control are shown on the plans. There is no separate bid item for staking, therefore, the contractor must include value for staking in the various bid items as subsidiary to the contract.

25. FINAL PAYMENT

The general provisions for Final Payment shall be as stated in Item 1.51.4 of the North Central Texas Standard Specifications for Public Works Construction (1998 Edition). Prior to final payment the Contractor shall provide the Owner with the following items:

1. A Contractor's Affidavit of Bills Paid in accordance with Section D.
2. A Consent of Surety Company to Final Payment.
3. A complete set of record plans which indicate all construction variations from the original construction documents in accordance with Item 5 of the Special Provisions.
4. A two(2) year Maintenance Bond in accordance with Section D.

26. PREVAILING WAGE RATES

"Wage rates paid on this project shall not be less than specified in the schedule of general prevailing rates of per diem wages as attached in the Special Provisions.

SECTION B

SECTION B

**BID PROPOSAL
FOR
WESTFIELD COURT WATER SERVICE REPLACEMENT**

Addison, Texas
Date: _____, 2004

PROPOSAL OF: _____
(Contractor)

Check appropriate business entity.

_____ A corporation organized and existing under the laws of the State of Texas.

_____ A corporation organized and existing under the laws of the State of (If a non-Texas Corporation, please attach a copy of the corporation's Articles of Incorporation)

_____ A partnership consisting of _____.

_____ A sole proprietorship owned by _____, an individual.

**DO NOT REMOVE BID PROPOSAL FROM SPECIFICATION BOOK
SPECIFICATION BOOK TO BE SUBMITTED IN IT'S ENTIRETY**

Receipt is acknowledged of the following addenda:

- Addendum #1 _____
- Addendum #2 _____
- Addendum #3 _____
- Addendum #4 _____

Respectfully Submitted,

(Name of Contractor)

By: _____
(Authorized Signature)

(Title)

Address: _____

City: _____

State: _____ Zip: _____

Telephone: _____ Fax: _____

Seal if bidder is a corporation

To: THE TOWN OF ADDISON, TEXAS
5350 BELTLINE ROAD
ADDISON, TEXAS 75001

The undersigned bidder, pursuant to the foregoing advertisement for bids, has carefully examined this proposal, the contract documents, special provisions, general provisions, special specifications, and the specifications and will provide all necessary labor, superintendence, machinery, equipment, tools, materials, services and other facilities and complete fully all the work as provided for in the specifications and contract documents; and binds himself upon formal acceptance of this proposal to execute a contract and bonds, according to the prescribed forms, for performing and completing the said work within the required time.

It is understood that the following quantities of work to be done are approximate only; and are intended principally to serve as a guide in figuring out the bids. It is further understood that the quantities of work to be done and materials to be furnished may be increased or decreased as may be considered necessary, in the opinion of the engineer, to complete the work as fully planned and contemplated, and that all quantities of work whether increased or decreased, are to be performed at the unit prices set forth below except as provided for in the specifications.

Unit prices are to be shown in both words and figures. In case of a discrepancy, the amount shown in words will govern.

The unit prices shall include all labor, materials, equipment, overhead, profit, insurance, etc., to cover the completed work of the several kinds called for.

The work proposed to be done shall be accepted when fully completed and finished in accordance with the plans and specifications, to the satisfaction of the OWNER.

The undersigned certifies that the bid prices contained in this Proposal have been carefully checked and are submitted as correct and final.

The undersigned bidder hereby declares that he has visited the site of the work.

In the event of the award of a Contract to the Bidder, the Bidder will furnish Performance and Payment Bond for the full amount of the Contract, to secure proper compliance with the terms and provisions of the Contract, to insure and guarantee the work until final completion and acceptance, and to guarantee payment of all lawful claims for labor performed and materials furnished in the fulfillment of the Contract.

BID SCHEDULE "A"
BID PROPOSAL FOR WESTFIELD WATER SERVICE REPLACEMENT

PAY ITEM	APPROX QTY	UNIT	DESCRIPTION OF ITEMS WITH BID PRICES WRITTEN IN WORDS	UNIT PRICE	AMOUNT BID
1.	23	EA	FURNISH & INSTALL 3/4" TYPE 'K' COPPER WATER SERVICE BY OTHER THAN OPEN CUT, INCLUDING CONNECTING TO EXISTING WATERLINE AND WATER METER, REMOVE AND REPLACE WATER METER BOX, REMOVE & REPLACEMENT OF REINF. CONC. STREET, DRIVEWAY, SIDEWALK AND CURB COMPLETE IN PLACE. _____ Dollars and _____ Cents per EA	\$	\$

TOTAL FOR WESTFIELD COURT WATER SERVICE REPLACEMENT: (SCHEDULE "A")

\$ _____

DO NOT REMOVE BID PROPOSAL FROM SPECIFICATION BOOK
SPECIFICATION BOOK TO BE SUBMITTED IN IT'S ENTIRETY

SADDIN

BID SCHEDULE SUMMARY
WESTFIELD COURT WATER SERVICE REPLACEMENT

<u>Bid Schedule and Description</u>	<u>Total Amount Materials & Services</u>
Schedule "A" Water Service Replacement	\$ _____

TOTAL AMOUNT BID FOR SCHEDULE "A"
=TOTAL OF STANDARD BID (A) \$ _____

WRITTEN IN WORDS: _____

TOTAL OF TIME BID: _____ (Calendar Days)

TOTAL OF CALENDAR DAYS X \$250.00 (B): \$ _____

WRITTEN IN WORDS: _____

BASIS FOR COMPARISON OF BIDS:

(A) + (B) = TOTAL BIDS: \$ _____

WRITTEN IN WORDS: _____

- Notes:
1. All items, labor, materials, equipment, facilities, incidentals, and work required for construction of the project are to be provided and installed by the Contractor as part of the project and payment for the cost of such shall be included in the price bid for the construction of the project.
 2. Prices must be shown in words and figures for each item listed in this proposal. In the event of discrepancy, the words shall control.
 3. It is understood that the Bid Security shall be collected and retained by the Owner as liquidated damages in the event a contract is awarded by the Owner based on this proposal within ninety (90) days calendar days after receiving bids and the undersigned fails to execute the contract and required bonds within seven (7) calendar days from the date the Contractor is notified and has received the conformed documents. After this period, if the contract has been executed and the required bonds have been submitted, the said Bid Surety shall be returned to the undersigned upon demand.
 4. One contract will be awarded based on the total value of Schedule "A", (A), plus (B).

Bidder's Tax I.D. No. or Employer No. _____

SECTION C

CONTRACT AGREEMENT

STATE OF TEXAS

COUNTY OF DALLAS

THIS AGREEMENT is made and entered into this ____ day of _____, 2004, by and between the Town of Addison, of the County of Dallas and State of Texas, acting through its Mayor, thereunto duly authorized so to do, Party of the First Part, hereinafter termed the OWNER, and, of the City of _____, County of _____, State of _____, Party of the Second Part, hereinafter termed CONTRACTOR.

WITNESSETH: That for and in consideration of the payment and agreement hereinafter mentioned, to be made and performed by the OWNER, the said CONTRACTOR hereby agrees with the said OWNER to commence and complete construction of certain improvements as follows:

WESTFIELD COURT WATER SERVICE REPLACEMENT

and all extra work in connection therewith, under the terms as stated in the General and Specific Provisions of the AGREEMENT; and at his own proper cost and expense to furnish all the materials, supplies, machinery, equipment, tools, superintendence, labor, insurance and other accessories and services necessary to complete the said construction, in accordance with the conditions and prices stated in the Proposal attached hereto and in accordance with the Advertisement for Bids, Instructions to Bidders, General Provisions, Special Provisions, Plans, and other drawings and printed or written explanatory matter thereof, and the Technical Specifications and Addenda thereto, as prepared by the OWNER, each of which has been identified by the endorsement of the CONTRACTOR and the OWNER thereon, together with the CONTRACTOR's written Proposal and the General Provisions, all of which are made a part hereof and collectively evidence and constitute the entire AGREEMENT.

The CONTRACTOR hereby agrees to commence work within five (5) calendar days after the date of written notice to do so shall have been given to him, and to substantially complete the work within ____ calendar days after he commences work, subject to such extensions of time as are provided by the General Provisions.

The OWNER agrees to pay the CONTRACTOR \$ _____ in current funds for the performance of the Contract in accordance with the Proposal submitted thereof, subject to additions and deductions, as provided in the General Provisions, and to make payments of account thereof as provided therein.

IN WITNESS WHEREOF, the parties of these presents have executed this AGREEMENT in the year and day first above written.

TOWN OF ADDISON
(OWNER)

ATTEST:

By: _____

City Secretary

Party of the Second Part
(CONTRACTOR)

ATTEST:

By: _____

The following to be executed if the CONTRACTOR is a corporation:

I, _____, certify that I am the secretary of the corporation named as CONTRACTOR herein; that _____, who signed this Contract on behalf of the CONTRACTOR is the _____ of said corporation; that said _____ (official title) Contract was duly signed for and in behalf of said corporation by authority of its governing body, and is within the scope of its corporate powers.

Signed: _____

Corporate Seal

SECTION D

SECTION D

PERFORMANCE BOND	2
PAYMENT BOND	3
MAINTENENCE BOND	4
CERTIFICATION OF INSURANCE	7
AFFIDAVIT OF CONTRACTOR	9

**STATUTORY PERFORMANCE BOND PURSUANT TO CHAPTER 2253
OF THE TEXAS GOVERNMENT CODE
(PUBLIC WORKS)**

(Penalty of this Bond must be 100% of Contract Amount)

KNOW ALL MEN BY THESE PRESENTS, That _____
(hereinafter called the Principal), as Principal, and _____
(hereinafter called the Surety), as Surety are held and firmly bound unto the **Town of Addison** (hereinafter
called the Obligee), in the amount of _____
_____ Dollars (\$ _____) for the
payment whereof the said Principal and Surety bind themselves and their heirs, administrators, executors,
successors and assigns, jointly and severally, firmly by these presents.

WHEREAS, the Principal has entered into a certain written contract with the Obligee, dated the
_____ day of _____, 2004 to

Westfield Court Water Service Replacement

which contract is hereby referred to and made a part hereof as fully and to the same extent as if copied at
length herein.

NOW, THEREFORE, THE CONDITION OF THIS OBLIGATION IS SUCH, that if the said
Principal shall faithfully perform the work in accordance with the plans, specifications and contract
documents, then this obligation shall be void, otherwise to remain in full force and effect.

PROVIDED, HOWEVER, that this bond is executed pursuant to the provisions of Chapter 2253 of
the Texas Government Code and all liabilities on this bond shall be determined in accordance with the
provisions, conditions and limitations of said Chapter to the same extent as if it were copied at length
herein.

IN WITNESS WHEREOF, the said Principal and Surety have signed this instrument this _____
day of _____, 2004.

By: _____
(Principal)

By: _____
(Surety)

By: _____
(Attorney-in-Fact)

**STATUTORY PAYMENT BOND PURSUANT TO CHAPTER 2253
OF THE TEXAS GOVERNMENT CODE
(PUBLIC WORKS)**

(Penalty of this Bond must be 100% of Contract Amount)

KNOW ALL MEN BY THESE PRESENTS, That _____
(hereinafter called the Principal), as Principal, and _____
(hereinafter called the Surety), as Surety are held and firmly bound unto the **Town of Addison** (hereinafter
called the Obligee), in the amount of _____
_____ Dollars (\$ _____) for the
payment whereof the said Principal and Surety bind themselves and their heirs, administrators,
executors, successors and assigns, jointly and severally, firmly by these presents.

WHEREAS, the Principal has entered into a certain written contract with the Obligee, dated the
_____ day of _____, 2004 to

Westfield Court Water Service Replacement

which contract is hereby referred to and made a part hereof as fully and to the same extent as if
copied at length herein.

NOW, THEREFORE, THE CONDITION OF THIS OBLIGATION IS SUCH, that if the
said Principal shall pay all claimants supplying labor and material to him or a subcontractor in the
prosecution of the work provided for in said contract, then this obligation shall be void; otherwise
to remain in full force and effect.

PROVIDED, HOWEVER, that this bond is executed pursuant to the provisions of Chapter
2253 of the Texas Government Code and all liabilities on this bond shall be determined in
accordance with the provisions, conditions and limitations of said Chapter to the same extent as if it
were copied at length herein.

IN WITNESS WHEREOF, the said Principal and Surety have signed this instrument this _____
day of _____, 2004.

(Principal)
By: _____

(Surety)
By: _____
(Attorney-in-Fact)

STATE OF TEXAS

COUNTY OF DALLAS

That _____ as principal and _____

_____, a corporation organized under the laws of _____

and _____ as sureties, said sureties being authorized to do business in the

State of Texas, do hereby expressly acknowledge themselves to be held and bound to pay unto the Town of

Addison, a municipal corporation, chartered by virtue of a Special Act of Legislature of the State of Texas,

as Addison, Dallas County, Texas, the sum of

(\$ _____) for the payment of which sum will and truly to be made unto said Town of Addison and its successors, said principal and sureties do hereby bind themselves, their assigns and successors, jointly and severally.

This obligation is conditioned, however, that whereas said

has this day entered into a written contract with the said Town of Addison to build and construct the

Westfield Court Water Service Replacement

which contract and the Plans and Specifications therein mentioned adopted by the Town of Addison, are hereby expressly made a part hereof as though the same were written and embodied herein.

WHEREAS, under the Plans, Specifications and Contract it is provided that the Contractor will maintain and keep in good repair the work herein contracted to be done and performed for a period of two (2) years from the date of startup, and to do all necessary backfilling that may arise on account of sunken conditions in ditches, or otherwise, and to do and perform all necessary work and repair any defective condition growing out of or arising from the improper joining of the same, or on account of any breaking of the same caused by the said Contractor in laying or building the same, or on account of any defect arising in any of said part of said work laid or constructed by the said Contractor, or on account of improper excavation or backfilling; it being understood that the purpose of this section is to cover all defective conditions arising by reason of defective materials, work or labor performed by the said Contractor; and in case the said Contractor shall fail to do, it is agreed that the City may do said work and supply such materials, and charge the same against the said Contractor and sureties on this obligation, and the said Contractor and sureties hereon shall be subject to the liquidated damages mentioned in said contract for each day's failure on its part to comply with the terms of the said provisions of said contract;

NOW THEREFORE, if the said Contractor shall keep and perform its said agreement to maintain said work and keep the same in repair for the said maintenance period of two (2) years, as provided, then these presents shall be null and void and have no further effect; but if default shall be made by the said Contractor in the performance of its contract to so maintain and repair said work, then these presents shall have full force and effect, and said Town of Addison shall have and recover from the Contractor and its sureties damages in the premises, as provided, and it is further understood and agreed that this obligation shall be a continuing one against the principal and sureties hereon and that successive recoveries may be had hereon for successive branches until the full amount shall have been exhausted; and it is further understood that the obligation herein to maintain said work shall continue throughout said maintenance period, and the same shall not be changed, diminished, or in any manner affected from any cause during said time.

IN WITNESS WHEREOF, the said _____ has caused these presents to be
executed by _____ and the said _____ has hereunto set his
hand this the _____ day of _____, 20 _____

SURETY

PRINCIPAL

By: _____

By: _____
Attorney in Fact

ATTEST

By: _____
Surety

Secretary

Agency and Address

NOTE: Date of Maintenance Bond must be same as date City acceptance.

CERTIFICATION OF INSURANCE
(Please Use This Form Or Approved Equal)

TO: _____

Owner _____

Address _____

Date: _____

Project No.: BID NO. 04--34 Westfield Court Water Service Replace

Type of Project: _____

THIS IS TO CERTIFY _____ (Name and address of insured)

is, at the date of this certificate, insured by this Company with respect to the business operations hereinafter described, for the types of Insurance and in accordance with the provisions of the standard policies used by this Company, and further hereinafter described. Exceptions to standard policy noted on reverse side hereof.

TYPE OF INSURANCE				
DESCRIPTION	POLICY #	EFFECTIVE	EXPIRES	LIMITS OF LIABILITY
WORKER'S COMPENSATION				
PUBLIC LIABILITY				
CONTINGENT LIABILITY				
PROPERTY DAMAGE				
BUILDER'S RISK				
AUTOMOBILE				
OTHER				

The foregoing policies (do) (do not) cover all sub-contractors.

Locations Covered: _____

Descriptions of Operations Covered: _____

The above referenced policies may not be changed, cancelled, or reduced in coverage without at least thirty (30) days advance written notice of such change or cancellation being given to the Owner. Where applicable local laws or regulations require more than thirty days actual notice of change or cancellation to the insured, the above policies contain such special requirements, either in the body thereof or by appropriate endorsement thereto attached.

Name of Insurer

By: _____

Title

CONTRACTOR'S AFFIDAVIT OF BILLS PAID

STATE OF TEXAS

COUNTY OF DALLAS

Personally, before me the undersigned authority, on this day appeared _____ who, being
duly sworn, on oath, says that he is a legal representative of _____
(full name of Contractor as in contract)

and that the contract for the construction of the project, designated as
Westfield Court Water Service Replacement

(Project No.)

has been satisfactorily completed and that all bills for materials, apparatus, fixtures, machinery and labor
used in connection with the construction of this project have, to the best of my knowledge and belief, been
fully paid.

Signature

Title

Sworn to and subscribed before me this _____ day of _____, 2004.

Notary Public in and for

County, Texas

Instructions:

If the contractor is an individual, he shall sign the affidavit. If the contractor is a partnership, any partner may sign the affidavit. If the contractor is a corporation, a person authorized by the by-laws or by the Board of Directors shall sign the affidavit. If the Contractor is a joint-venture of individuals, any of the individuals may sign the affidavit. If the Contractor is a joint-venture of partnerships, or of individuals and partnerships, the affidavit may be signed by the individual or any partner of any partnership. If the contractor is a joint-venture in which a corporation is a party, separate affidavits must be executed in the name of the joint-venture: one by each corporation and one by each individual or partnership. Signatures for corporations should be by a duly authorized officer. If signature is by another, a showing of authority to sign must accompany the affidavit.

SECTION I

SECTION E
GENERAL PROVISIONS

The General Provisions of the Contract shall be as stated in the Standard Specifications for Public Works Construction, North Central Texas Council of Governments (1983), under Part I, "General Provisions," Items 1.0 through 1.63 inclusive, as amended or supplemented and except as modified by the Special Provisions.

SECTION F

SECTION F
SPECIAL PROVISIONS

TABLE OF CONTENTS

1.	OWNER	3
2.	ENGINEER	3
3.	FORMS, PLANS AND SPECIFICATIONS.....	3
4.	COPIES OF PLANS FURNISHED.....	3
5.	PROJECT RECORD DOCUMENTS	3
6.	HORIZONTAL AND VERTICAL SURVEY CONTROL.....	4
7.	PERMITS, LICENSES, AND REGULATIONS.....	4
8.	REFERENCE SPECIFICATIONS.....	4
9.	REVIEW OF WORK	4
10.	INSPECTION.....	5
11.	SCOPE OF WORK.....	5
12.	PROPERTY LINES AND MONUMENTS.....	5
13.	DISCREPANCIES.....	5
14.	TIME ALLOTTED FOR COMPLETION	5
15.	EXISTING STRUCTURES	5
16.	EXISTING UTILITIES AND SERVICE LINES	5
17.	PUBLIC UTILITIES AND OTHER PROPERTY TO BE CHANGED	5
18.	LIGHTS AND POWER.....	6
19.	PERMITS AND RIGHTS-OF-WAY.....	6
20.	PRECONSTRUCTION CONFERENCE	6
21.	ADDENDA	6
22.	WATER FOR CONSTRUCTION	6
23.	EXCAVATION.....	6
24.	CONTRACTOR'S BID	6
25.	OWNER'S STATUS.....	6
26.	OWNER'S DECISIONS	7
27.	LANDS FOR WORK.....	7
28.	CLEANING UP.....	7
29.	AWARD AND EXECUTION OF CONTRACT.....	7
30.	AWARD AND EXECUTION OF CONTRACT.....	7
31.	USE OF EXPLOSIVES	9
32.	PROJECT MAINTENANCE	9

33.	DISPOSAL OF WASTE AND SURPLUS EXCAVATION	9
34.	REMOVALS, ADJUSTMENTS AND REPLACEMENTS	9
35.	TOWN OF ADDISON APPROVAL.....	9
36.	TRAFFIC CONTROL.....	9
37.	CERTIFICATION	10
38.	FINAL ACCEPTANCE OF WORK.....	10
39.	WORK AREA.....	10
40.	CONTRACTOR'S AFFIDAVIT OF BILLS PAID.....	10
41.	PAY ITEMS.....	10
42.	SAMPLES AND TESTS OF MATERIALS	10
43.	CONSTRUCTION STAKING	10
44.	COMPLIANCE WITH GENERAL RULES AND LAWS.....	11
45.	COMPLIANCE WITH IMMIGRATION LAWS.....	11
46.	RESOLUTION OF DISPUTES	11
47.	GENERAL SEQUENCE OF CONSTRUCTION	11
48.	CONSTRUCTION STAKING	11
49.	LANDSCAPE REPAIR.....	11
50.	IRRIGATION AND SPRINKLER REPAIR.....	11
51.	WORKERS' COMPENSATION INSURANCE COVERAGE.....	11
52.	PROJECT TRAILER.....	14
53.	PREVAILING WAGE RATES	14
54.	COORDINATION BETWEEN CONTRACTORS.....	14

SPECIAL PROVISIONS

1. OWNER

The Town of Addison, herein referred to as Owner, party of the First Part of these Contract Documents, or as may be otherwise established through assignment of the contract.

2. ENGINEER

GSWW, Inc., Engineer of the Owner, or other representative as may be authorized by said Owner to act in any particular position.

3. FORMS, PLANS AND SPECIFICATIONS

Forms of Proposal, Contract, Bonds and Plans may be obtained from the office of Ms. Minok Suh, Purchasing Agent, Finance Building, 5350 Belt Line Road, Addison, Texas, 972-450-7091.

4. COPIES OF PLANS FURNISHED

A CD of the plans and specification shall be furnished to the Contractor, at no charge, for construction purposes. Additional copies may be obtained at a cost of \$20 per each CD.

5. PROJECT RECORD DOCUMENTS

Maintenance of Documents

The Contractor shall maintain at the job site one record copy of the Contract Drawings, Specifications, Shop Drawings, Change Orders, other modification to the Contract, field test records and other documents submitted by Contractor in compliance with specification requirements. These documents shall be maintained at the job site apart from documents used for construction. These documents are not to be used for construction purposes. The documents shall be maintained in clean, legible condition. The documents shall be made available at all times for inspection by the Owner.

Recording

Each document shall be labeled Project Record Copy in 2-inch high printed letters. The record documents shall be kept current. No work shall be covered until required information has been recorded.

Contract Drawings

The appropriate drawing shall be legibly marked to record, where applicable:

- a. Horizontal and vertical location of underground utilities and appurtenances referenced to permanent surface improvements.
- b. Field changes of dimension and detail made during construction process.
- c. Changes made by Change Order or Supplemental Agreement.
- d. Details not on original Contract Drawings.
- e. Manufacturer, trade name, catalog number and supplier of each product and item of equipment actually installed.
- f. Changes made by Change Order or Supplemental Agreement.
- g. Other matters not originally specified.

Shop Drawings

The Contractor shall maintain the Shop Drawings as record drawings and legibly annotate shop drawings to record changes made after review. A red felt-tip marking pen shall be used for all recording.

Submittal

At the completion of the project, the Contractor shall deliver record drawings to the Owner. The transmittal letter shall be accompanied, in duplicate, with:

- a. Date, project title and number.
- b. Contractor's name and address.
- c. Title and number of each record document.
- d. Certification that each document as submitted is complete and accurate.
- e. Signature of Contractor or his authorized representative.

6. HORIZONTAL AND VERTICAL SURVEY CONTROL

The Contractor will be responsible for horizontal and vertical survey control for this project. No Benchmarks or alignment are provided on the plans.

7. PERMITS, LICENSES, AND REGULATIONS

Permits and licenses of a temporary nature necessary for the prosecution of the Work shall be secured and paid for by the Contractor. Permits, licenses and easements for permanent structures or permanent changes in existing facilities shall be secured and paid for by the Owner, unless otherwise specified. If the Contractor observes that the Drawings and Specifications are at variance therewith, he shall promptly notify the Engineer in writing, and any necessary changes shall be adjusted as provided in the Contract for changes in Work. The Contractor shall comply with all federal, state and local laws, rules and regulations of every kind and nature applicable to the performance of its Work hereunder, and shall hold the Owner harmless therefrom.

8. REFERENCE SPECIFICATIONS

Where reference is made to specifications compiled by others, such are hereby made a part of these Specifications.

9. REVIEW OF WORK

The Owner and his representatives shall have the right to review the Work while such Work is in progress to ascertain that the Work is being accomplished in compliance with the standards and requirements set forth in the Contract Documents. It is also contemplated that similar review will be conducted by governmental inspectors. Notwithstanding such review, the Contractor will be held responsible for the finished Work, and any acceptance of the Work by the Owner or governmental agencies will not relieve the Contractor from responsibility for the Work. The Owner reserves the right to place full-time construction observers at the site of the Work.

The Owner and his representatives shall at all times have access to the Work whenever it is in preparation or progress, and the Contractor shall provide proper facilities for such access, and for review.

If the Specifications, the Owner's instructions, laws, ordinances, or any public authority require any Work to be specially tested, the Contractor shall give the Owner timely notice of its readiness for testing, and if the testing is by an authority other than the Owner, of the date fixed for such testing. Tests by the Owner shall be made promptly, and where practicable at the source of supply.

Re-examination of any Work may be ordered by the Owner, and, if so ordered, the Work must be uncovered by the Contractor. If such Work is found to be in accordance with the Contract Documents, the Owner shall pay the cost of re-examination and replacement. If such Work is not in accordance with the Contract Documents, the Contractor shall pay such cost.

10. INSPECTION

Notwithstanding the foregoing, the Town of Addison reserves the right to inspect, test, measure or verify the construction work for this project as the Town deems necessary.

11. SCOPE OF WORK

The Work for this Project consists of furnishing all materials, labor, equipment, tools and incidentals necessary to construct, in accordance with the Plans and Specifications, the proposed improvements for Westfield Court Water Service Replacement.

12. PROPERTY LINES AND MONUMENTS

All property corners, control monuments, construction and survey stakes and marks shall be carefully preserved by the Contractor, and in case of careless destruction or removal by Contractor or his employees, such stakes or marks shall be replaced at the Contractor's expense as required by the Owner.

13. DISCREPANCIES

If the Contractor, in the course of the Work, finds any discrepancy between the Contract Documents and the physical conditions of the locality, or any errors or omissions in drawings or in the layout as given by survey points and instructions, or if it appears that any Plan, Specification or other Contract Document is or may be not in compliance with any building code or other requirement of any governmental body, he shall immediately inform the Owner in writing, and the Owner shall promptly verify the same. Any Work done after such discovery, until authorized, will be done at the Contractor's risk.

14. TIME ALLOTTED FOR COMPLETION

All items of Work included under these contracts shall be completed within the time stipulated by the Bidder in the Proposal Form. The time shall commence on the date specified in the Notice to Proceed. The Notice to Proceed shall consist of a written order by the Owner for the Contractor to proceed with construction of the Project.

15. EXISTING STRUCTURES

The Plans show the location of all known surface and subsurface structures. However, the Owner assumes no responsibility for failure to show any or all of these structures on the Plans, or to show them in their exact location. It is mutually agreed that such failure shall not be considered sufficient basis for claims for additional compensation or extra work or for increasing the pay quantities in any manner whatsoever, unless the obstruction encountered is such as to necessitate changes in the lines or grades, or require the building of special work, provisions for which are not made in the Plans and Proposal, in which case the provisions in these Specifications for extra work shall apply.

16. EXISTING UTILITIES AND SERVICE LINES

The Contractor shall contact all the utility companies which have facilities in the vicinity of the proposed improvements to confirm the horizontal and vertical locations of their respective facilities prior to commencing work. Where a conflict with the proposed improvements is encountered, the Contractor shall notify the Engineer immediately prior to proceeding with the work.

The Contractor shall be responsible for the protection of all existing utilities or service lines crossed or exposed by his construction operation. Where existing utilities or service lines are cut, broken or damaged, the Contractor shall replace the utilities or service lines with the same type of original construction, or better, at his own cost and expense. All replacement, backfill and compaction shall be accomplished in strict accordance with the requirements of the owner of the utility or service line.

17. PUBLIC UTILITIES AND OTHER PROPERTY TO BE CHANGED

In case it is necessary to change or move the property of any owner or of a public utility, such property shall not be moved or interfered with until authorized by the utility company and approved by the Owner. The right is reserved to the owner of public utilities to enter upon the limits of the Project for the purpose of making such changes or repairs of this contract.

18. LIGHTS AND POWER

The Contractor shall provide, at his own expense, temporary lighting and power facilities required for the proper execution of the Work.

19. PERMITS AND RIGHTS-OF-WAY

The Owner will provide rights-of-way for the purpose of construction without cost to the Contractor by securing permits in areas of public dedication or by obtaining easements across privately-owned property. It shall be the responsibility of the Contractor, prior to the initiation of construction on easements through private property, to inform the property owner of his intent to begin construction. Before beginning construction in areas of public dedication, the Contractor shall inform the agency having jurisdiction in the area forty-eight (48) hours prior to initiation of the Work. The Contractor shall obtain a right-of-way permit from the Town of Addison.

20. PRECONSTRUCTION CONFERENCE

The successful Contractor(s) and Owner shall meet at the call of the Owner on this Project. Prior to the meeting, the Contractor(s) shall prepare schedules showing the sequencing and progress of their work and its effect on others. These schedules shall be delivered to the Owner in advance of the meeting for his review. The general nature of the work, materials used, and methods of construction as well as the schedules will be discussed at the meeting. A final composite schedule will be prepared during this conference to allow an orderly sequence of project construction.

21. ADDENDA

Bidders desiring further information, or interpretation of the Plans and Specifications, must make written request for such information to the Engineer (not later than seven (7) calendar days prior to the date set for the Bid opening). Answers to all such requests will be given in writing to all Bidders in addendum form and all addenda will be bound with and made a part of the Contract Documents. No other explanation or interpretation will be considered official or binding. Should a Bidder find discrepancies in, or omissions from, the Plans, Specifications or Contract Documents, or should he be in doubt as to their meaning, he shall at once notify the Engineer in writing in order that a written addendum may be sent to all Bidders.

22. WATER FOR CONSTRUCTION

The Contractor shall acquire a meter and make the necessary arrangements with the Town of Addison for securing and transporting all water required in the construction, including water required for mixing of concrete, sprinkling, testing or flushing. Water required for construction shall be paid for by the Contractor at the Town of Addison prevailing rates. There will be no separate pay item for connection into the existing water system and quantity of water required for construction purposes.

23. EXCAVATION

The Contractor shall exercise precautions to insure that drainage from adjacent properties is not blocked by his excavations.

24. CONTRACTOR'S BID

The Contractor's Bid shall be on a Unit Price basis for construction of the Project as shown on the Plans and described in the Specifications.

25. OWNER'S STATUS

The Owner shall perform technical review of the Work. He shall also have authority to reject all Work and materials which do not conform to the Contract and to decide questions which arise in the execution of the Work.

26. OWNER'S DECISIONS

The Owner shall, within a reasonable time after their presentation to him, make decisions in writing on all claims of the Contractor and on all other matters relating to the execution and progress of the Work or the interpretation of the Contract Documents.

27. LANDS FOR WORK

The Owner shall provide as indicated on the Plans for this Project, the lands upon which the Work under this Contract is to be done, right-of-way for access to same, and such other lands which are designated on the Plans or in the Specifications for the use of the Contractor. Such lands and rights-of-way shall be adequate for the performance of the Contract. Should the Contractor be delayed as the result of lack of access, this shall be cause for an extension of time but not for additional cost.

The Contractor shall provide at his own expense and without liability to the Owner any additional land and access thereto that may be required for temporary construction facilities.

28. CLEANING UP

The Contractor shall remove at his own expense all temporary structures, rubbish and waste materials resulting from his operations daily. These requirements shall not apply to property used for permanent disposal of rubbish or waste materials in accordance with permission of such disposal granted to the Contractor by the Owner thereof.

29. AWARD AND EXECUTION OF CONTRACT

For the purpose of award, each bid submitted shall consist of two parts whereby:

Standard Bid (A) = The correct summation of the products of the estimated quantities shown in the proposal, multiplied by their bid unit prices.

Time Bid (B) = (CD x Daily Value) = the product of the number of calendar days (CD) provided by the Contractor and the Daily Value established by the Town.

For purposes of this Contract, the Daily Value is \$250.00.

The lowest evaluated bid (Total Bid) will be determined by the Town as the lowest sum of Standard Bid (A) plus Time Bid (B) according to the following formula:

$$\text{Total Bid} = \text{Standard Bid (A)} + \text{Time Bid (B)}$$

Time Bid (B) from the preceding formula will not be used to determine final payment to the Contractor. All payments will be based on actual quantities and bid unit prices.

The Town desires to expedite construction on this contract to minimize the inconvenience to the traveling public and to reduce the time of construction. In order to achieve this, an incentive -- disincentive provision is established for the contract. **The total incentive payment shall not exceed \$5,000.00. A bid with more than 60 days will be considered non-responsive and will be rejected.**

30. AWARD AND EXECUTION OF CONTRACT

In the event the Contractor completes the contract prior to the expiration of the Original Contract Time, the Town will pay the Contractor an incentive payment of the Daily Value amount specified in provision 29 for each calendar day the actual completion date precedes the Original Contract Time and subject to the conditions set forth below. The term "Original Contract Time" as used in this Provision will mean the number of calendar days established by the Contractor for completion of the work of the Contract on the date the Contract was executed. The term "calendar day" as used in this Article will mean every day shown on the calendar. Calendar days will be consecutively counted from commencement of Contract Time regardless of weather, weekends, holidays, suspensions of Contractor's operations, delays or other events as described herein. For purposes of the calculation and the determination of entitlement to the incentive payment stated

above, the Original Contract Time will not be adjusted for any reason, cause or circumstance whatsoever, regardless of fault, save and except in the instance of a catastrophic event (i.e., war, invasion, riot, declared state of emergency, national strike, or other situations as declared by the Town of Addison). The parties anticipate that delays may be caused by or arise from any number of events during the course of the Contract, including, but not limited to, work performed, work deleted, change orders, supplemental agreements, disruptions, differing site conditions, utility conflicts, design changes or defects, time extensions, extra work, right of way issues, permitting issues, actions of suppliers, subcontractors or other contractors, actions by third parties, shop drawing approval process delays, expansion of the physical limits of the project to make it functional, weather, weekends, holidays, suspension of Contractor's operations, or other such events, forces or factors sometimes experienced in roadway construction work. Such delays or events and their potential impacts on performance by the Contractor are specifically contemplated and acknowledged by the parties in entering into this Contract, and shall not extend the Original Contract Time for purposes of calculation of the incentive payment set forth above. Further, any and all costs or impacts whatsoever incurred by the Contractor in accelerating the Contractor's work to overcome or absorb such delays or events in an effort to complete the Contract prior to expiration of the Original Contract Time, regardless of whether the Contractor successfully does so or not, shall be the sole responsibility of the Contractor in every instance.

In the event of a catastrophic event (i.e., war, invasions, riot, declared state of emergency, national strike, or other situations as declared by the Town of Addison) directly and substantially affecting the Contractor's operations on the Contract, the Contractor and the Town shall agree as to the number of calendar days to extend the Original Contract Time so that such extended Original Contract Time will be used in calculation of the incentive payment. In the event the Contractor and Town are unable to agree to the number of calendar days to extend the Original Contract Time, the Town shall unilaterally determine the number of calendar days to extend the Original Contract Time reasonably necessary and due solely to such catastrophic event and the Contractor shall have no right whatsoever to contest such determination, save and except that the Contractor establishes that the number of calendar days determined by the Town were arbitrary or without any reasonable basis.

The Contractor shall have no rights under the Contract to make any claim arising out of this incentive payment provision except as is expressly set forth in this Provision. As conditions precedent to the Contractor's entitlement to any incentive the Contractor must:

(1) Actually complete the Contract and obtain final acceptance by the Town prior to expiration of the Original Contract Time.

(2) The Contractor shall notify the Town in writing, within 30 days after final acceptance of the Contract by the Town, that the Contractor elects to be paid the incentive payment which the Contractor is eligible to be paid based on the actual final acceptance date, and such written notice shall constitute a full and complete waiver, release and acknowledgement of satisfaction by the Contractor of any and all claims, causes of action, issues, demands, disputes, matters or controversies, of any nature or kind whatsoever, known or unknown, against the Town, its employees, officers, agents, representatives, consultants, and their respective employees, officers and representatives, the Contractor has or may have, including, but not limited to, work performed, work deleted, change orders, supplemental agreements, delays, disruptions, differing site conditions, utility conflicts, design changes or defects, time extensions, extra work, right of way issues, permitting issues, actions of suppliers or subcontractors or other contractors, actions by third parties, shop drawing approval process delays, expansion of the physical limits of the project to make it functional, weather, weekends, holidays, suspensions of Contractor's operations, extended or unabsorbed home office or job site overhead, lump sum maintenance of traffic adjustments, lost profits, prime mark-up on subcontractor work, acceleration costs, any and all direct and indirect costs, any other adverse impacts, events, conditions, circumstances or potential damages, on or pertaining to, or as to or arising out of the Contract. This waiver, release and acknowledgement of satisfaction shall be all inclusive and absolute, save and except any routine Town final estimating quantity adjustments.

Should the Contractor fail to actually complete the Contract and obtain final acceptance by the Town prior to expiration of the Original Contract Time, or should the Contractor, having timely completed the Contract and obtained final acceptance by the Town prior to expiration of the original Contract Time but have failed to

timely request the incentive payment for any reason, and including but not limited to the Contractor choosing not to fully waive, release and acknowledge satisfaction as set forth in (2) above, the Contractor shall have no right to any payment whatsoever under this Article. Notwithstanding the Contractor's election or non-election of the incentive under this provision, the disincentive provision applies to all circumstances where the work in the Contract is not finally accepted by the Allowable Contract Time.

Should the Contractor fail to complete the Contract on or before expiration of the Allowable Contract Time, as adjusted in accordance with the provisions above, the Town shall deduct from the moneys due the Contractor the Daily Value as shown in provision 29 for each calendar day completion exceeds the Allowable Contract Time. The term "Allowable Contract Time" as used in this Article shall mean the Original Contract Time plus adjustments pursuant to the statements above. This deduction shall be the disincentive for the Contractor's failing to timely complete the Contract. **This shall be strictly enforced.** In the event the Contractor elects to exercise this incentive payment provision, should this provision conflict with any other provision of the Contract; the Contract shall be interpreted in accordance with this provision.

31. USE OF EXPLOSIVES

Use of explosives will not be allowed.

32. PROJECT MAINTENANCE

The Contractor shall maintain, and keep in good repair, the improvements covered by these Plans and Specifications during the life of his contract.

33. DISPOSAL OF WASTE AND SURPLUS EXCAVATION

All asphalt, concrete, rock or excavated material, or other debris shall be removed from the property and the Town of Addison. Any required disposal permits shall be the sole responsibility of the Contractor.

34. REMOVALS, ADJUSTMENTS AND REPLACEMENTS

Existing pavements, driveways, curbs, gutters, sidewalks, etc., to be removed to facilitate the construction of the improvements shall be broken up and disposed of. Care shall be exercised to leave a neat, uniform edge or joint at the excavation limits or sections removed where only portions are to be removed. The Owner will designate the limits to be removed. Where pavements, driveways, curbs, gutters, sidewalks, etc., shall be replaced, then said replacements shall be to the standard of the previously removed portion or better.

Existing structures such as manholes, inlets, cleanouts, valve boxes, etc. which are not the property of a private firm or company, or an individual required to move their own property, shall be adjusted, altered or reset to the required elevation and alignment. New materials and workmanship necessary shall conform to the requirements of these Specifications covering the particular Work. Salvaged materials in good condition may be used in rebuilding such structures, provided the materials are thoroughly cleaned before their use.

All private obstructions which are indicated on the Plans to be moved, will be removed and replaced, or moved to new permanent locations by the Contractor, without additional payment to the Contractor. Any such additional item which the Contractor moves or causes to be moved for his own convenience shall be at his own expense.

35. TOWN OF ADDISON APPROVAL

This project is subject to final approval and acceptance by Town of Addison.

36. TRAFFIC CONTROL

The Contractor shall be responsible for providing traffic control during the construction of this Project consistent with the provisions set forth in the latest edition of the "Texas Manual on Uniform Traffic Control Devices for Streets and Highways" issued under the authority of Sections 542.202, 544.001 and 544.002 of the Texas Transportation Code. The Contractor will not remove any regulatory sign, instructional sign, street name sign, or other sign which has been erected by the City. If it is determined that a sign must be removed to permit required construction, the Contractor shall contact the Town of Addison to remove the sign. In the

case of regulatory signs, the Contractor must replace the permanent sign with a temporary sign meeting the requirements of the above-referenced manual, and such a temporary sign must be installed prior to the removal of the existing sign. The Contractor shall submit a Traffic Control Plan at least five (5) calendar days prior to commencing work for review and approval by the Town of Addison. One lane of traffic shall be maintained at all times during construction.

37. CERTIFICATION

The Contractor shall submit a manufacturer's certification that the material was manufactured and tested in accordance with the referenced Specifications and a report of test results. The certification shall be submitted prior to material shipment.

38. FINAL ACCEPTANCE OF WORK

Final acceptance of the Work is subject to final testing and approval of the Work by the Town of Addison.

39. WORK AREA

Contractor is responsible for obtaining their own staging and storage area offsite prior to construction. No storage will be allowed within public right-of-way. The area shall be approved by the Town of Addison prior to beginning any construction. Storage areas shall be restored in accordance with these specifications at the Contractor's expense. In addition, the Contractor shall restore existing items such as turf, concrete/asphalt pavement, curbs, sidewalks, trees, etc. damaged by the movement of equipment/materials to/from the site in accordance with these specifications at his expense.

40. CONTRACTOR'S AFFIDAVIT OF BILLS PAID

The Contractor shall be required to execute the form provided in Section D prior to the acceptance of the project.

41. PAY ITEMS

Pay items provided are intended to be all-inclusive of the work required on this project. Work required by the plans or specifications but not provided with a specific pay item shall be considered incidental to other items of work.

Final payment to the construction contractor shall not be made until all Work has been finally completed and verified in accordance with the construction contract, plans and specifications and have been finally accepted by the Town of Addison.

42. SAMPLES AND TESTS OF MATERIALS

Modify the General Provisions, Section GP 1.42.3, Samples and Tests of Materials.

"The Contractor shall designate and pay a recognized testing laboratory to perform all concrete mix design for this project. Such designation shall be subject to the approval of the Owner. Samples of all materials for tests shall be taken by the Contractor's authorized representative at the discretion of the Owner.

"All samples and tests shall be performed in accordance with the Standard Specifications for Public Works Construction, North Central Texas Council of Governments (1983) as amended or supplemented."

All concrete mix designs and supporting data shall be submitted to the Owner for approval and accepted at least ten (10) days prior to placing concrete.

No separate payment will be allowed for samples and testing of material.

43. CONSTRUCTION STAKING

Construction staking will not be provided by the Owner or Engineer.

44. COMPLIANCE WITH GENERAL RULES AND LAWS

"Contractor shall familiarize himself with the nature and extent of the specifications, site conditions, traffic and safety requirements, and comply with all federal, state and local laws, ordinances, rules and regulations. Contractor shall determine how compliance with requirements, laws, rules, and regulations will affect his cost, progress or performance of the Work."

45. COMPLIANCE WITH IMMIGRATION LAWS

"Contractor shall take all steps necessary to ensure that all of the Contractor's employees are authorized to work in the United States as required by the Immigration Reform and Control Act of 1986."

46. RESOLUTION OF DISPUTES

The parties hereby covenant and agree that in the event of any controversy, dispute, or claim, of whatever nature arising out of, in connection with or in relation to the interpretation, performance or breach of this agreement, including but not limited to any claims based on contract, tort or statute, before filing a lawsuit, the parties agree to submit the matter to Alternative Dispute Resolution pursuant to the laws of the State of Texas. The parties shall select a third party arbitrator or mediator from the current list of neutrals on file with the Alternative Dispute Resolution Administrator of the Dallas County District Courts. All forms of Alternative Dispute Resolution may be used except binding arbitration. The proceedings shall be conducted in accordance with the laws of the State of Texas.

47. GENERAL SEQUENCE OF CONSTRUCTION

Prior to the start of work, the contractor shall develop a detailed construction schedule and sequence of construction, to be submitted to the Town of Addison for approval, that shall cause minimum interference with traffic along, across and adjacent to the project during construction. If the schedule or sequence becomes unworkable or unsatisfactory as work proceeds, adjustments shall be made. During all phases of construction one lane of traffic (one in each direction) and access to all side streets and driveways must be maintained at all times unless otherwise authorized in writing by the Town of Addison.

Barricades, temporary pavement markings, and channelizing devices conforming to the current edition of the Texas M.U.T.C.D. shall be used during all stages of construction to control traffic flow through the work zones. Sidewalks and/or clear passage ways must be provided at all times for pedestrian traffic in the area.

Erosion control devices must be properly installed and maintained during all stages of construction.

48. CONSTRUCTION STAKING

(NOT USED)

49. LANDSCAPE REPAIR

No separate pay shall be made for repair of damage to any and all landscaping including, but not limited to, grass, trees, shrubs, flowers, edging, etc. Such work shall be considered subsidiary to the various other items bid.

50. IRRIGATION AND SPRINKLER REPAIR

The contractor shall maintain all irrigation systems within the limits of the project during the duration of the contract. The contractor is responsible for the repair or replacement of any damage to irrigation lines, valves, controllers, sprinklers, wiring and appurtenances which are damaged during construction. All repairs shall be made by an Irrigator licensed in the state of Texas. This repair is subsidiary to the various other items bid.

51. WORKERS' COMPENSATION INSURANCE COVERAGE

A. Definitions.

Certificate of Coverage ("certificate") - A copy of a certificate of insurance, a certificate of authority to self insure issued by the Texas Workers' Compensation Commission (the "TWCC"), or a coverage agreement (TWCC-81, TWCC-82, TWCC-83 or TWCC-84), showing statutory workers' compensation insurance coverage for the person's or entity's employees providing services on a project, for the duration of the project.

Duration of the Project - includes the time from the beginning of the work on the project until the Contractor's/person's work on the project has been completed and accepted by the governmental entity.

Persons Providing Services on the Project ("subcontractor" in Section 406.096 of the Texas Labor Code) - includes all persons or entities performing all or part of the services the Contractor has undertaken to perform on the project, regardless of whether that person contracted directly with the Contractor and regardless of whether that person has employees. This includes, without limitation, independent contractors, subcontractors, leasing companies, motor carriers, owner-operators, employees of any such entity or employees of any entity which furnishes persons to provide services on the project. "Services" include, without limitation, providing, hauling, or delivering equipment or materials, or providing labor, transportation, or other service related to a project. "Services" does not include activities unrelated to the project, such as food/beverage vendors, office supply deliveries, and delivery of portable toilets.

- B. The Contractor shall provide coverage, based on property reporting of classification codes and payroll amounts and filing of any coverage agreement, which meets the statutory requirements of Texas Labor Code, 401.011(44) for all employees of the Contractor providing services on the project, for the duration of the project.
- C. The Contractor must provide a certificate of coverage to the Owner prior to being awarded the contract.
- D. If the coverage period shown on the Contractor's current certificate of coverage ends during the duration of the project, the Contractor must, prior to the end of the coverage period, file a new certificate of coverage with the Owner, showing that the coverage has been extended.
- E. The Contractor shall obtain from each person providing services on the project, and provide to the Owner:
 - (1) a certificate of coverage, prior to that person beginning work on the project, so that the Owner will have on file certificates of coverage showing coverage for all persons providing services on the project; and,
 - (2) no later than seven days after receipt by the Contractor, a new certificate of coverage showing extension of coverage, if the coverage period shown on the current certificate of coverage ends during the duration of the project;
- F. The Contractor shall retain all required certificates of coverage on file for the duration of the project and for one year thereafter.
- G. The Contractor shall notify the Owner in writing by certified mail or personal delivery, within 10 days after the Contractor knew or should have known, of any change that materially affects the provision of coverage of any person providing services on the project.
- H. The Contractor shall post on each project site a notice, in the text, form and manner prescribed by the TWCC, informing all persons providing services on the project that they are required to be covered, and stating how a person may verify current coverage and report failure to provide coverage.

- I. The Contractor shall contractually require each person with whom it contracts to provide services on a project to:
 - (1) provide coverage, based on proper reporting of classification codes and payroll amounts and filing of any coverage agreements, which meets the statutory requirements of Texas Labor Codes 401.011 (44) for all its employees providing services on the project, for the duration of the project;
 - (2) provide to the Contractor, prior to that person beginning work on the project, a certificate of coverage showing that coverage is being provided for all employees of the person providing services on the project, for the duration of the project;
 - (3) provide the Contractor, prior to the end of the coverage period, a new certificate of coverage showing extension of coverage, if the coverage period shown on the current certificate of coverage ends during the duration of the project;
 - (4) obtain from each person with whom it contracts, and provide to the Contractor;
 - a. a certificate of coverage, prior to the other person beginning work on the project; and,
 - b. a new certificate of coverage showing extension of the coverage period, prior to the end of the coverage period, if the coverage period shown on the current certificate of coverage ends during the duration of the project.
 - (5) retain all required certificates of coverage on file for the duration of the project and for one year thereafter;
 - (6) notify the Owner in writing by certified mail or personal delivery, within 10 days after the person knew or should have known, of any change that materially affects the provision of coverage of any person providing services on the project; and
 - (7) contractually require each other person with whom it contracts to perform as required by paragraphs (1) - (7) with the certificate of coverage to be provided to the person for whom they are providing services.

- J. By signing this contract or providing or causing to be provided a certificate of coverage, the Contractor is representing to the Owner that all employees of the Contractor who will provide services on the project will be covered by worker's compensation coverage for the duration of the project, that the coverage will be based on proper reporting of classification codes and payroll amounts, and that all coverage agreements will be filed with the appropriate insurance carrier or, in the case of a self-insured, with the TWCC's Division of Self-Insurance Regulation. Providing false or misleading information may subject the Contractor to administrative penalties, criminal penalties, civil penalties or other civil actions.

- K. The Contractor's failure to comply with any of these provisions is a breach of contract by the Contractor which entitles the Owner to declare the contract void if the Contractor does not remedy the breach within ten days after receipt of notice of breach from the Owner.

The following is the form of notice of workers' compensation coverage prescribed by the TWCC. Pursuant to Section 110.110 (d) (7), this notice must be printed with a title in at least 30-point bold type, and text in at least 19-point nominal type, and shall be in both English and Spanish and any other language common to the worker population.

REQUIRED WORKERS' COMPENSATION COVERAGE

"The law requires that each person working on this site or

providing services related to this construction project must be covered by workers' compensation insurance. This includes persons providing, hauling or delivering equipment or materials, or providing labor or transportation or other service related to the project, regardless of the identity of their employer or status as an employee.

"Call the Texas Workers' Compensation Commission (TWCC) at (512) 440-3789 to receive further information on the legal requirements for coverage, to verify whether your employer has provided the required coverage, or to report an employer's failure to provide coverage."

52. PROJECT TRAILER

"The Owner will not provide the Contractor with a storage area for a project trailer. The Contractor will not be required to provide a job trailer for meetings, phone conversations and other day to day activities. Meetings can be held at the Town of Addison Service Center.

53. PREVAILING WAGE RATES

Wage rates paid on this project shall not be less than specified in the schedule of general prevailing rates of per diem wages as attached hereto.

All bidders will be required to comply with Chapter 2258, Prevailing Wage Rates of Vernon's Texas Codes Annotated with respect to the payment of prevailing wage rates. This applies to the construction of a public work, including a building, highway, road, excavation, and repair work or other project development or improvement, paid for in whole or in part from public funds, without regard to whether the work is done under the public supervision or direction. A worker is employed on a public work if the worker is employed by the contractor or any subcontractor in the execution of the contract for the project.

A worker employed on a public work by or on behalf of the Town shall be paid not less than the general prevailing rate of per diem wages for the work of a similar character in the locality in which the work is performed, and not less than the general prevailing rate of per diem wages for legal holiday and overtime work.

The State of Texas has adopted the Federal Davis-Bacon wage rates for the use in Texas and the City pursuant to and in accordance with the Texas Government Code, Section 2258.022. You may access the U. S. Department of Labor web site at the following web address to obtain these rates to be used in Dallas County:

<http://www.gpo.gov/davisbacon/allstates.html>

It shall be the responsibility of the successful bidder to obtain the proper wage rates from this site for Dallas County for the type of work defined in these bid specifications.

54. COORDINATION BETWEEN CONTRACTORS

The public contractors shall coordinate and sequence their construction with each other and the private contractors through the owner.

SECTION 6

SECTION G
TECHNICAL SPECIFICATIONS

TABLE OF CONTENTS

TS-1	WATER SERVICE BY OTHER THAN OPEN CUT - BID ITEM 1	2
TS-2	TRENCH SAFETY PROGRAM – NO PAY ITEM.....	2
TS-3	FURNISH AND INSTALL BARRICADES AND SIGNS - NO PAY ITEM.....	4
TS-4	SAW CUTTING EXISTING PAVEMENT - NO PAY ITEM.....	4
TS-5	REMOVE & REPLACE REINFORCED CONC. STREET & ALLEY PAVING WITH OR WITHOUT INTEGRAL CURB – NO PAY ITEM.....	4
TS-6	REMOVE & REPLACE REINFORCED CONC. DRIVEWAY – NO PAY ITEM	5
TS-7	REMOVE & REPLACE REINFORCED CONC. SIDEWALK AND LEADWALK – NO PAY ITEM.....	5
TS-8	TURF RESTORATION – NO PAY ITEM.....	6
TS-9	EROSION CONTROL DEVICES (CURB INLET PROTECTION) - NO PAY ITEM	8

TECHNICAL SPECIFICATIONS

All materials and construction methods for this project shall conform with the **North Central Texas Standard Specifications for Public Works Construction (NCTSSPWC)** (not included), including all amendments, the Town of Addison Special Provisions to NCTSSPWC, and any Town of Addison Standard Construction Details adopted prior to the bid opening, unless there exists a conflict with these Technical Specifications or the project plans and standard detail sheets, in which case the Technical Specifications, plans and standard detail sheets shall govern.

TS-1 WATER SERVICE BY OTHER THAN OPEN CUT - BID ITEM 1

This item is for the furnishing and installing water services regardless of size by other than open cut methods. Payment for water services installed by other than open cut shall be for each water service installed and shall include, connection to the existing water line and existing meter, adjustments or relocation of meters, new water meter box, couplings or saddles, service pipe sleeves, corporation stops, boring, surface restoration, sidewalk removal & replacement, street and alley removal & replacement, driveway removal & replacement, irrigation, all plants, sodding, mailbox removal or replacement, landscape items, labor, equipment, and material as necessary to complete the work.

All areas where concrete sidewalk has been damaged by Contractor's activities or removed by the Contractor shall be repaired immediately with a temporary asphalt surface or a permanent concrete surface. The asphalt for temporary sidewalk surfaces shall meet all ADA requirements until the permanent concrete sidewalk is constructed. Asphalt sidewalk surface shall be subsidiary to installation of the water services and shall be included in the unit bid price for water services by other than open cut.

Contractor shall remove & salvage all existing water meter boxes and deliver them to the Town of Addison Service Center. Meter box removal and delivery shall be subsidiary to installation of the water services and shall be included in the unit bid price for water services by other than open cut.

TS-2 TRENCH SAFETY PROGRAM – NO PAY ITEM

This item shall include the furnishing, installing, operating, maintaining, adjusting, and removing, all labor, materials, tools, equipment, and superintendence necessary for the trench safety program. This item shall also include the furnishing of a trench safety design for all trenches provided by this project. The design shall be in accordance with the Department of Labor criteria, OSHA safety and health standards (29CFR 1926/1010), and the Texas trench safety criteria. The design shall be prepared, signed and sealed by a registered professional geotechnical or structural engineer. The engineer shall have sufficient professional engineering competence to designate necessary geotechnical investigation, interpret information, and formulate structural design. The engineer shall be experienced in trench safety design and shall have had no trench safety design failures. The design shall provide for safety of all personnel, and the public present in or adjacent to any trench constructed under the scope of this contract. Trench Safety Program as

· specified shall not be paid for separately, but shall be considered incidental to all cost of the "Water Service By Other Than Open Cut".

TS-3 FURNISH AND INSTALL BARRICADES AND SIGNS - NO PAY ITEM

This item is for the furnishing, installation and maintenance of traffic during construction as described in Special Provision 35, Traffic Control, and Special Provision 46, General Sequence of Construction. Furnish and install barricades and signs as specified shall not be paid for separately, but shall be considered incidental to all cost of the "Water Service By Other Than Open Cut".

TS-4 SAW CUTTING EXISTING PAVEMENT - NO PAY ITEM

This item is for saw cutting of all existing pavement/sidewalk for the project. Pavement/sidewalk shall be saw cut full depth. Contractor's saw cut shall be such that it allows for a complete break in the cut pavement. No differentiation in price shall be allowed for variations in pavement depth, hardness or materials. The Contractor's price shall be for the complete in place total linear foot of pavement/sidewalk cut and shall include all labor, equipment and materials necessary to complete the work. Any broken or spalled edges will be re-sawed prior to replacement of new concrete pavement with no extra or additional payment. Saw cutting as specified shall not be paid for separately, but shall be considered incidental to all cost of the "Water Service By Other Than Open Cut".

TS-5 REMOVE & REPLACE REINFORCED CONC. STREET & ALLEY PAVING WITH OR WITHOUT INTEGRAL CURB – NO PAY ITEM

This item is for the removal, disposal and construction of 8" reinforced concrete paving to include concrete curb. The concrete shall be a minimum of a 6 sacks of concrete per cubic yard mix and shall test at a minimum of 4000 psi at 28 days per ASTM C 39. Maximum slump for the concrete shall be 5". The concrete shall be dowelled to the existing pavement using #5 smooth dowel bars on 18" centers. The concrete shall be reinforced with #3 reinforcing bars at 18" spacing in each direction per the pavement detail. This item shall also include the construction of the integral curb as shown in the details and including the curb dowel as needed. The reinforcing steel shall be grade 60 and shall be supported on chairs that will support the reinforcing steel 4" above the subgrade. The contractor shall vibrate all concrete during the pour by a method approved by the City Engineer. A minimum of two 6" x 12" cylinders shall be taken for every 25 cubic yards of pour. These cylinders shall all be broken at 28 days. No sand level up course will be allowed under any paving. The paving shall have a baker broom finish and shall be cured with a highway white curing compound applied per manufactures recommendations.

Samples and testing for materials is considered a subsidiary cost and shall be included in the unit bid price for this item. Remove & replace reinforced concrete paving with or without integral curb as specified shall not be paid for separately, but shall be considered incidental to all cost of the "Water Service By Other Than Open Cut".

TS-6 REMOVE & REPLACE REINFORCED CONC. DRIVEWAY – NO PAY ITEM

This item is for the removal, disposal and construction of 6" reinforced concrete driveway. Contractor shall match existing concrete material. The concrete shall be a minimum of a 6 sacks of concrete per cubic yard mix and shall test at a minimum of 4000 psi at 28 days per ASTM C 39. Maximum slump for the concrete shall be 5". The concrete shall be dowelled to the existing pavement using #5 smooth dowel bars on 18" centers. The concrete shall be reinforced with #3 reinforcing bars at 18" spacing in each direction per the pavement detail. This item shall also include the construction of the integral curb as shown in the details and including the curb dowel as needed. The reinforcing steel shall be grade 60 and shall be supported on chairs that will support the reinforcing steel 4" above the subgrade. The contractor shall vibrate all concrete during the pour by a method approved by the City Engineer. A minimum of two 6" x 12" cylinders shall be taken for every 25 cubic yards of pour. These cylinders shall all be broken at 28 days. No sand level up course will be allowed under any paving. The paving shall match the existing paving.

Samples and testing for materials is considered a subsidiary cost and shall be included in the unit bid price for this item. Remove & replace reinforced concrete driveway as specified shall not be paid for separately, but shall be considered incidental to all cost of the "Water Service By Other Than Open Cut".

TS-7 REMOVE & REPLACE REINFORCED CONC. SIDEWALK AND LEADWALK – NO PAY ITEM

This item is for the removal, disposal and construction of 4" reinforced concrete sidewalk and leadwalk. Contractor shall match existing concrete material. The concrete shall be a minimum of a 6 sacks of concrete per cubic yard mix and shall test at a minimum of 4000 psi at 28 days per ASTM C 39. Maximum slump for the concrete shall be 5". The concrete shall be dowelled to the existing pavement using #5 smooth dowel bars on 24" centers. The concrete shall be reinforced with #3 reinforcing bars at 24" spacing in each direction per the pavement detail. The reinforcing steel shall be grade 60 and shall be supported on chairs that will support the reinforcing steel 2" above the subgrade. The contractor shall vibrate all concrete during the pour by a method approved by the City Engineer. A minimum of two 6" x 12" cylinders shall be taken for every 25 cubic yards of pour. These cylinders shall all be broken at 28 days. No sand level up course will be allowed under any paving. The paving shall match the existing paving.

Samples and testing for materials is considered a subsidiary cost and shall be included in the unit bid price for this item. Remove & replace reinforced concrete sidewalk or leadwalk as specified shall not be paid for separately, but shall be considered incidental to all cost of the "Water Service By Other Than Open Cut".

TS-8 TURF RESTORATION – NO PAY ITEM

General

Following construction of water mains, the associated appurtenances, and passing of all tests for the respective line segments, the Contractor shall prepare and restore the turf areas disturbed by construction. Turf areas shall be restored with the same type sod that is on the yard, in accordance with these specifications.

Sodding New Lawns

1. Area

Sod all areas adjacent to residential properties which were disturbed by construction as well as those areas with high erosion potential as directed by the Owner's Representative.

2. Soil Moisture

Pre-soak areas by water truck irrigation or other approved method to a depth of 2 inches immediately prior to sod placement. Place sod on moist but not muddy soil.

3. Placement

Deliver sod to the jobsite within 24 hours after cutting and lay immediately upon receipt. Fine grade and rake area prior to laying sod. Lay sod with staggered joints and with seams tightly fitted together. Water thoroughly after laying. Roll sod smooth after laying with 200 pound roller. Sod which is discolored or dehydrated shall be rejected and replaced at the Contractor's expense.

4. Cleanup

After planting operations are finished, clean all paved areas which have become strewn with soil or other material by sweeping and, if necessary, washing.

Protection

Erect barricades and warning signs as required to protect newly planted areas from traffic. Maintain barricades throughout maintenance period until lawn is established.

Maintenance

After the area has been sodded and approved, begin 90 days of water truck irrigation, or other approved irrigation method, to establish sufficient growth to equal 100% coverage for sodded areas. If an automatic irrigation system has been installed at the site, the contractor shall be responsible for providing the owner with an irrigation

schedule. The contractor shall also check the system throughout the 90 day period to be sure the new sodded lawn is obtaining adequate moisture.

Lawns shall be maintained by watering, fertilizing, weeding, mowing and trimming.

Any sod section which fails to grow during the 90 day maintenance period shall be removed and replaced. It shall be maintained until it is satisfactorily established, as determined by the Owner's representative.

Lawns shall be mowed as soon as there is enough grass top growth to cut with a mower set at the specified height for the principal species planted. The contractor shall perform repeat mowings as required to maintain the specified height. Remove no more than 40% of grass leaf growth in initial or subsequent mowings.

Do not delay mowing until grass blades bend over and become matted. Do not mow when grass is wet. Time initial and subsequent mowings to maintain the grass height at 1-1/2-inches to 2-inches.

Apply Type B fertilizer after the first mowing and when the grass is dry at the rate of 34 pounds per 5000 square feet

Acceptance of Lawns

When lawn work is substantially complete, including maintenance, the Owner's representative will, upon request, make an inspection to determine acceptability.

The contractor shall replant work that has been rejected and shall continue the specified maintenance until the work is reinspected by Owner's representative and found to be acceptable.

Sodded lawns will be acceptable provided requirements, including maintenance, have been complied with, and a healthy, uniform, close stand of the specified grass is established, free of weeds, bare spots, surface irregularities, open "joints" and loose sections.

Clean Up

The contractor shall promptly remove soil and debris created by lawn work from paved areas. Wheels of vehicles shall be cleaned prior to leaving site to avoid tracking soil onto surfacing of roads, walks or other paved areas.

Measurement and Payment

Restoration of turf as specified shall not be paid for separately, but shall be considered incidental to all cost of the "Water Service By Other Than Open Cut". Payment shall be full compensation for 100% coverage of those areas restored by the Contractor for turf

restoration and payment shall include raking, leveling, seeding, sodding, irrigation, hauling, proper disposal, equipment, labor, and all related materials.

Any irrigation repair shall be accomplished by a licensed irrigator by the State of Texas. Turf restoration as specified shall not be paid for separately, but shall be considered incidental to all cost of the "Water Service By Other Than Open Cut".

TS-9 EROSION CONTROL DEVICES (CURB INLET PROTECTION) - NO PAY ITEM

General

Where indicated on the plans, the Contractor shall install, maintain and remove storm water pollution prevention devices (inlet erosion control devices) as shown in the plans. Devices shall be installed in accordance with and at the locations designated in the plans.

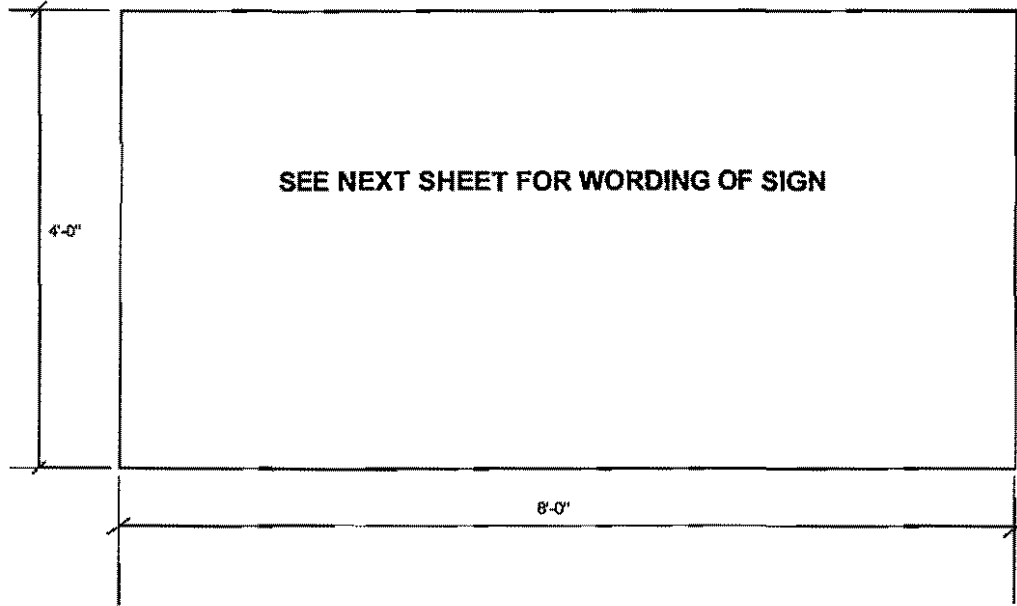
Measurement and Payment

The cost associated with installing, maintaining and removing storm water pollution prevention devices shall include but not be limited to, all equipment, labor, tools and related materials.

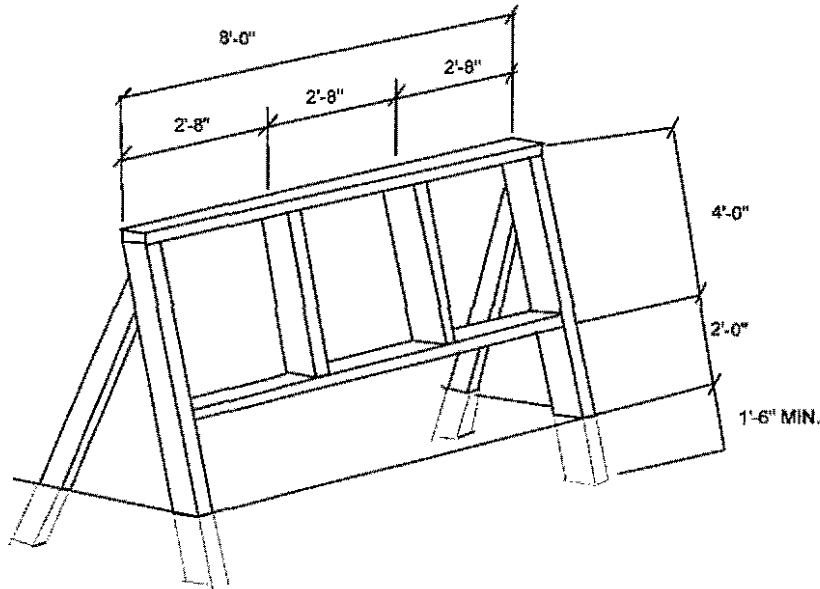
Erosion Control devices (curb inlet protection) as specified shall not be paid for separately, but shall be considered incidental to all cost of the "Water Service By Other Than Open Cut".

SECTION II

SIGN SPECIFICATIONS



PROJECT SIGN DETAIL



SPECIFICATIONS

SIGN PANEL:
1/2" LAMINATED DUOLOX
MASONITE OR 1/2"
MARINE PLYWOOD

FRAME:
2" X 4" STOCK

PAINT:
FRAME TO BE PAINTED
"WHITE", PAINT
BACKGROUND OF SIGN
"WHITE", PAINT
SIGN TEXT "BLACK", EXCEPT
WORD "ADDISON" IN "BLUE"
ALL PAINT TO BE
"EXTERIOR TYPE"

SIGN FRAME DETAIL

The Town of *Addison!*

**PLEASE PARDON THE TEMPORARY
INCONVENIENCE DURING THIS PROJECT
WESTFIELD COURT WATER SERVICE REPLACEMENT**

CONTRACTOR:

ESTIMATED COMPLETION DATE:

FOR MORE INFORMATION, PLEASE CALL 972.450.2871

(Sign shall be 8' x 4', 3/4-inch Plywood with white background and blue letters or as directed by the Town of Addison.
Paint to be exterior grade)

SECTION I

SUBMITTAL

WESTFIELD COURT ADDISON, TX

Davis Excavation
PO BOX 1169
Van Alstyne, TX 75495



10077 West University Drive
McKinney, Texas 75070
P: 972-434-2600
F: 972-434-2612

SIGNED _____ DATE _____

TITLE _____

BY _____
FOR _____

MUELLER® BR2B & BR2S SERIES BRONZE SERVICE SADDLES - DOUBLE STRAP


Mueller Co.

4.5


Rev. 4-01

MUELLER® Service Saddles for use on A-C, cast iron, ductile iron, and AWWA C900 PVC plastic pipe

- Outlet tapped with either AWWA taper (C.C.) or AWWA I.P. thread (F.I.P.T.)
- For use on A-C pipe, cast iron or ductile iron pipe and cast iron O.D. PVC pipe
- 200 psig (1379 kPa) maximum working pressure
- Available in single and double strap designs
- Brass body
- Flattened silicon bronze straps (standard)
- Optional 304L stainless steel straps
- Rolled strap threads
- O-ring sealed outlet
- 3/4" thru 2" tap sizes (5/8" some styles)
- Meets all applicable parts of ANSI/AWWA C800
- NSF 61 certified



BR 2 B Series



BR 2 S Series

MUELLER® Service Saddles with AWWA taper thread

Pipe O.D. range		Kind and size of pipe		Bronze double strap with AWWA taper thread (C.C.)						Optional stainless steel double strap with AWWA taper thread (C.C.)							
inch	mm	A-C	Cast or ductile iron, C900 PVC plastic pipe	Base Catalog Number	Size of tapping (add to "Base" to complete catalog number)						Base Catalog Number	Size of tapping (add to "Base" to complete catalog number)					
					5/8"	3/4"	1"	1-1/4"	1-1/2"	2"		5/8"	3/4"	1"	1-1/4"	1-1/2"	2"
					4.74"-5.32"	121.0-135.0		4"	BR 2 B 0474 CC	062		075	100	125	150	200	BR 2 S 0474 CC
6.84"-7.45"	174.0-189.0		6"	BR 2 B 0684 CC	062	075	100	125	150	200	BR 2 S 0684 CC	062	075	100	125	150	200
8.99"-9.67"	229.0-245.0		8"	BR 2 B 0899 CC	062	075	100	125	150	200	BR 2 S 0899 CC	062	075	100	125	150	200
11.04"-12.12"	281.0-307.0		10"	BR 2 B 1104 CC	062	075	100	125	150	200	BR 2 S 1104 CC	062	075	100	125	150	200
13.14"-14.58"	334.0-370.0		12"	BR 2 B 1314 CC	062	075	100	125	150	200	BR 2 S 1314 CC	062	075	100	125	150	200
15.22"-16.88"	386.6-428.7		14"	BR 2 B 1522 CC	-	075	100	-	150	200	BR 2 S 1522 CC	-	075	100	-	150	200
17.32"-19.19"	439.9-487.4		16"	BR 2 B 1732 CC	-	075	100	-	150	200	BR 2 S 1732 CC	-	075	100	-	150	200

MUELLER® Service Saddles with AWWA iron pipe thread

Pipe O.D. range		Kind and size of pipe ¹		Bronze double strap with AWWA I.P. thread (F.I. P.T.)						Optional stainless steel double strap with AWWA I.P. thread (F.I. P.T.)							
inch	mm	A-C	Cast or ductile iron, C900 PVC pipe	Base Catalog Number	Size of tapping (add to "Base" to complete catalog number)						Base Catalog Number	Size of tapping (add to "Base" to complete catalog number)					
					3/4"	1"	1-1/4"	1-1/2"	2"	3/4"		1"	1-1/4"	1-1/2"	2"		
					4.74"-5.32"	121.0-135.0		4"	BR 2 B 0474 IP	075		100	125	150	200	BR 2 S 0474 IP	075
6.84"-7.45"	174.0-189.0		6"	BR 2 B 0684 IP	075	100	125	150	200	BR 2 S 0684 IP	075	100	125	150	200		
8.99"-9.67"	229.0-245.0		8"	BR 2 B 0899 IP	075	100	125	150	200	BR 2 S 0899 IP	075	100	125	150	200		
11.04"-12.12"	281.0-307.0	**	10"	BR 2 B 1104 IP	075	100	125	150	200	BR 2 S 1104 IP	075	100	125	150	200		
13.14"-14.58"	334.0-370.0		12"	BR 2 B 1314 IP	075	100	125	150	200	BR 2 S 1314 IP	075	100	125	150	200		
15.22"-16.88"	386.6-428.7		14"	BR 2 B 1522 IP	075	100	-	150	200	BR 2 S 1522 IP	075	100	-	150	200		
17.32"-19.19"	439.9-487.4		16"	BR 2 B 1732 IP	075	100	-	150	200	BR 2 S 1732 IP	075	100	-	150	200		

¹A-C pipe, classes 150-200 per ASTM C295 and AWWA C900 - actual O.D. of pipe being used must fall within the pipe O.D. range listed in the preceding chart. Centrifugally cast pipe, classes 30-250 per ANSI/AWWA C102/A21.2; ANSI/AWWA C106/A21.6; ANSI/AWWA C108/A21.8, and Federal specification WW-P-421. Ductile iron pipe, classes 50-56 per ANSI/AWWA C151/A21.5.1; Cast iron O.D. PVC plastic pipe per AWWA C900.

²The outside diameter of A-C pipe varies from manufacturer to manufacturer. To make certain you select the proper clamp:

- 1) Determine the O.D. of the pipe at the point of saddle installation;
- 2) From the pipe O.D. range column of the above chart, choose a saddle that has a pipe O.D. range that includes the determined pipe diameter

These machines may be used with the service saddles illustrated on this page

Machine	Service saddle tap size				
	5/8"	3/4"	1"	1-1/2"	2"
E-5TM	X	X	X	X	X
D-5TM	-	X	X	X	X
TRU-CUT™	-	X	X	-	-
MBGA-CUT™	X	X	X	X	X
PL-2TM	-	X	X	-	-

TO ORDER SPECIFY QUANTITY, OUTLET TAPPING SIZE AND CATALOG NUMBER

1/2" - 1" GROUND KEY DESIGN CORPORATION VALVES

Rev. 4-01



H-15008

Ground Key Corporation Valve
Inlet: AWWA taper
 (MUELLER "CC") thread
Outlet: MUELLER® 110®
 Conductive Compression
 Connection for CTS O.D.*
 tubing


1/2" ‡	3/4"	3/4"x1"	1"
--------	------	---------	----



H-15028

Ground Key Corporation Valve
Inlet: AWWA I.P. thread
Outlet: MUELLER 110
 Conductive Compression
 Connection for CTS O.D.*
 tubing


1/2"	3/4"	1"
------	------	----



H-15031

Ground Key Corporation Valve
Inlet: AWWA taper
 (MUELLER "CC") thread
Outlet: MUELLER 110
 Conductive Compression
 Connection for CTS O.D. tubing
 eighth bend connection

3/4"	1"
------	----



H-15030

Ground Key Corporation Valve
Inlet: AWWA taper
 (MUELLER "CC") thread
Outlet: MUELLER 110
 Conductive Compression
 Connection for CTS O.D. tubing
 quarter bend connection

3/4"	1"
------	----



H-15009

Ground Key Corporation Valve
Inlet: AWWA taper
 (MUELLER "CC") thread
Outlet: MUELLER 110
 Compression Connection for
 IPS PE* pipe

3/4"	1"
------	----



H-15029

Ground Key Corporation Valve
Inlet: AWWA I.P. thread
Outlet: MUELLER 110
 Compression Connection for
 IPS PE* pipe

3/4"	1"
------	----



P-15008

Ground Key Corporation Valve
Inlet: AWWA taper
 (MUELLER "CC") thread
Outlet: MUELLER® Pack Joint
 Connection for CTS O.D.*
 tubing

3/4"	1"
------	----



P-15028

Ground Key Corporation Valve
Inlet: AWWA I.P. thread
Outlet: MUELLER Pack Joint
 Connection for CTS O.D.*
 tubing

3/4"	1"
------	----

*See charts on pages 5.10-5.13 for tubing and pipe that may be used on these connections.

‡ Requires minimum ordering quantity. Contact MUELLER Customer Service Center for minimum order requirements and availability.

NOTE: Sizes shown above represent nominal size of inlet and outlet connections. When two sizes are given, the first is size of inlet and the second is size of outlet.

MUELLER® Corporation Valves are manufactured and tested in accordance with ANSI/AWWA C800.

Copper tubing - standard dimensions, weights and tolerances

Standard copper water tube size	Nominal cop- per tube size	Outside diameter			Wall thickness		Nominal inside diameter	Actual inside area	Actual net copper	Theoretical weight		Calculated ultimate tensile	Bursting* pressure	Hydrostatic** test pressure	Safety factor of 8
		O.D.	Tolerance		Nominal	Tolerance [±]				Nominal	Tolerance [±]				
			Annealed	Drawn											
Inches	inch	Inches	Inch	Inch	Inch	Inches	sq. in.	sq. in.	lbs. per foot	per cent	lbs.	psi	psi	psi	
-	1/4	.250	.002	-	.030	.0025	.190	.028	.021	.081	7	630	8305	1593	1038
-	3/8	.375	.002	-	.032	.0025	.311	.076	.034	.134	7	1020	5995	1099†	748
-	1/2	.500	.002	-	.032	.0025	.436	.149	.047	.182	7	1410	4530	809	566
3/8	-	.500	.0025	.001	.049	.004	.402	.127	.069	.269	7	2070	6848	1276†	656
-	5/8	.625	.0025	-	.035	.003	.555	.242	.065	.252	7	1950	3974	704	497
1/2	-	.625	.0025	.001	.049	.004	.527	.218	.089	.344	7	2670	5521	1004	690
5/8	-	.750	.0025	.001	.049	.004	.652	.334	.108	.418	7	3240	4622	827	578
3/4	-	.875	.003	.001	.065	.0045	.745	.438	.165	.641	7	4950	5239	948	655
1	-	1.125	.0035	.0015	.065	.0045	.995	.778	.216	.839	7	6480	4101	727	513
1-1/4	-	1.375	.004	.0015	.065	.0045	1.245	1.217	.267	1.04	7	8010	3366	590	421
1-1/2	-	1.625	.0045	.002	.072	.005	1.481	1.723	.351	1.36	7	10530	3155	551	394
2	-	2.125	.005	.002	.083	.007	1.959	3.014	.532	2.06	7	15960	2786	484	348

The above information was obtained from the following specification standards: AS™ B58-1971, AS™ B88-1971, AS™ B-251-1971, and ANSI H23.1-1970.

The bursting pressures and the hydrostatic test pressures have been figured using the nominal dimensions of the tubing and the appropriate formula listed below:

$$P = S \times \frac{(D^2 - d^2)}{.334d^2 + 1.333D^2}$$

$$P = \frac{2tS}{D - 0.8t}$$

Where S = 30,000 psi (ultimate tensile)

P = Bursting pressure (psi)

D = Outside diameter (in)

d = Inside diameter (in)

Where P = Hydrostatic pressure (psi)

t = Wall thickness (in)

D = Outside diameter (in)

S = Allowable stress of the material = 6000 psi

† This pressure listed to conform with formula. However, the tube need not be tested at a hydrostatic pressure over 1000 psi unless specified.


* Calculated from Clavarino's formula.

** Calculated from formula for thin hollow cylinders. See specifications AS™ B88-1962.



ENDOT INDUSTRIES

PIPE AND TUBING . DUCT AND INNERDUCT



Water pipe

- Endopure
- EndoPoly
- Golden Jet/Super Golden Jet
- Reclaimed Water Pipe
- Endocore RWT
- Power Pipe
- Endoflex Irrigation Pipe
- Endopoly Premium PE3408
- Geoflex Geothermal Pipe

ENDOPOLY PREMIUM PE 3408

Endot's ENDOPOLY PREMIUM PE 3408, High Density Polyethylene Pipe and Tubing, is a produced from a special resin that carries a higher hydrostatic design rating than other PE 3408 products.

ENDOPOLY PREMIUM PE 3408 Pipe & Tubing

- is made from the highest grade PE 3408 resins available * and carries a rating of 345464C (based on ASTM D3350) with a Hydrostatic Design Basis of
 - @ 73o F (23o C) 1600 PSI (Mpa 11)
 - @ 140o F (60o C) 800 PSI (Mpa 5.5)
- is National Sanitation Foundation (NSF) Certified for use in potable water systems for the transport of drinking water.
- available in three sizing standards,
 - ASTM D2737 Copper Tube Size (CTS - OD Controlled)
 - ASTM D3035 Iron Pipe Size (IPS - OD Controlled)
 - ASTM D2239 Iron Pipe Size (IPS - ID Controlled)

ENDOPOLY PREMIUM PE 3408 is produced in;

- sizes from 3/4" through 2"
- pressure rating of 200 PSI.
- coils, or on reels for extra long lengths.

ENDOPOLY PREMIUM PE 3408 provides the most reliable water service pipe and tubing available.

ENDOPOLY PREMIUM PE 3408 provides exceptionally long life over a wide range of conditions for municipal water service connections.

ENDOPOLY PREMIUM PE 3408 meets AWWA C901 Standards as well as many building codes for outdoor water system installation.

ENDOPOLY PREMIUM PE 3408 is exceptionally durable and resistant to most chemicals, soil and water conditions with out risk of rot rust, corrosion or electrolysis.

ENDOPOLY PREMIUM PE 3408 is produced and backed by one of the oldest and largest producer of small diameter polyethylene tubing in the USA. ENDOPOLY PREMIUM PE 3408 carries a Lifetime Warranty including cost of replacement provisions. (See Warranty for details).


GROUND KEY ANGLE METER VALVES

3/4" & 1"

Mueller Co.

8D.9

Rev. 4-99



Ground key angle meter stop
MUELLER 110[®] Conductive
 Compression Connection for CTS
 O.D.* tubing x meter swivel nut**
 180° turn check - lock wing

H-14258


Catalog size	5/8x3/4	5/8x3/4x3/4	5/8x3/4x1	1
Meter size	5/8	5/8x3/4, 3/4	5/8x3/4, 3/4	1
Pipe size	3/4	3/4	1	1



Ground key angle meter stop
MUELLER[®] Pack Joint Connection
 for CTS O.D.* tubing x meter
 swivel nut**
 180° turn check - lock wing

P-14258


Catalog size	5/8x3/4x3/4	5/8x3/4x1	1
Meter size	5/8x3/4, 3/4	5/8x3/4, 3/4	1
Tubing size	3/4	1	1



Ground key angle meter stop
MUELLER 110 Compression
 Connection for IPS PE* plastic pipe
 x meter swivel nut**
 180° turn check - lock wing

H-14259

Catalog size	5/8x3/4x3/4	5/8x3/4x1	1
Meter size	5/8x3/4, 3/4	5/8x3/4, 3/4	1
Pipe size	3/4	1	1



Ground key angle meter stop
MUELLER INSTA-TITE[®]
 Connection for IPS PE* plastic
 pipe x meter swivel nut**
 180° turn check - lock wing

P-14266


Catalog size	5/8x3/4x3/4	5/8x3/4x1	1
Meter size	5/8x3/4, 3/4	5/8x3/4, 3/4	1
Pipe size	3/4	1	1



Ground key angle meter stop
MUELLER INSTA-TITE[®]
 Connection for CTS O.D.* PE
 plastic tubing x meter swivel nut**
 180° turn check - lock wing

H-14267

Catalog size	5/8x3/4x3/4	5/8x3/4x1	1
Meter size	5/8x3/4, 3/4	5/8x3/4, 3/4	1
Pipe size	3/4	1	1



Ground key angle meter stop
Copper flare nut x meter swivel
 nut**
 180° turn check - lock wing

H-14255

Catalog size	5/8x3/4	5/8x3/4x3/4	5/8x3/4x1	1
Meter size	5/8	5/8x3/4, 3/4	5/8x3/4, 3/4	1
Tubing size	3/4	3/4	1	1



Ground key angle meter stop
F.I.P. x meter swivel nut**
 180° turn check - lock wing

H-14265

Catalog size	5/8x3/4	5/8x3/4x3/4	5/8x3/4x1	1
Meter size	5/8	5/8x3/4, 3/4	5/8x3/4, 3/4	1
Pipe size	3/4	3/4	1	1


* See charts on pages 8D.15 and 8D.16 for tubing and pipe that can be used with this connection.

** Meter swivel nuts are regularly furnished with a saddle feature to aid in meter installation and removal. A plain swivel nut is available as an option by adding a suffix of -1 to the catalog number.

MUELLER Valves and Couplings are manufactured and tested in accordance with ANSI/AWWA C800.

8D - VALVES/CHECKS

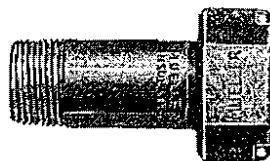
REV. 4-99



Straight meter coupling
Copper flare nut x meter
swivel nut*

H-14205


Catalog size	5/8x3/4x3/4
Meter size	5/8x3/4, 3/4
Tubing size	3/4



Straight meter coupling
MIP x meter swivel nut
Integral insulator in swivel nut
- tailpiece machined inside and
outside
- nut drilled for wire seal

H-10871

Catalog size	5/8x3/4x3/4	1
Meter size	5/8x3/4, 3/4	1
Length	2-35/64	2-21/32
Thread size	3/4	1



Straight meter coupling
MIP x meter swivel nut*
Tailpiece machined inside and
outside.
Other lengths are available --
contact MUELLER Customer
Service Center for details

H-10890


Catalog size	5/8x1/2	5/8x3/4x3/4	1
Meter size	5/8	5/8x3/4, 3/4	1
Length	2-3/8	2-1/2	2-5/8
Thread size	1/2	3/4	1



Straight meter coupling
FIP x meter swivel nut*
Tailpiece ribbed outside and
cored inside - nut drilled for
wire seal

H-14215


Catalog size	5/8x3/4	5/8x3/4x3/4	1
Meter size	5/8	5/8x3/4, 3/4	1
Thread size	3/4	3/4	1



Straight meter coupling
MIP x meter swivel nut*
Machined inside and outside -
nut drilled for wire seal

H-10896

Catalog size	5/8x1/2	5/8x3/4x3/4	1
Meter size	5/8	5/8x3/4, 3/4	1
Length	2-3/8	2-1/2	2-5/8
Thread size	1/2	3/4	1



Straight meter coupling
MIP x meter swivel nut*
Tailpiece ribbed outside and
cored inside

H-10891

Catalog size	5/8x3/4x3/4	1	1-1/4	1-1/2	2
Meter size	5/8x3/4, 3/4	1	1-1/4	1-1/2	2
Length	2-1/2	2-41/64	2-41/64	2-27/32	3-1/32
Thread size	3/4	1	1-1/4	1-1/2	2

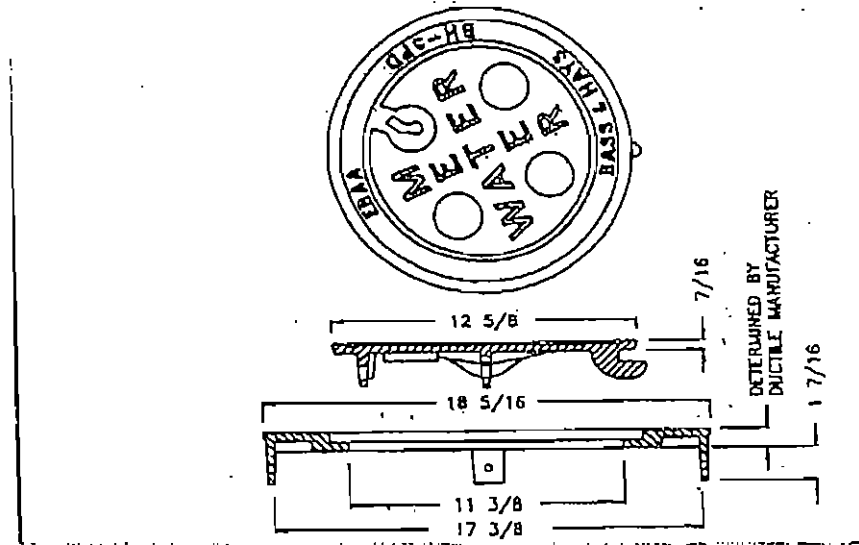
8E - COUPLINGS/MISC.

* Meter swivel nuts are regularly furnished with a saddle feature to aid in meter installation and removal. A plain swivel nut is available as an option by adding a suffix of -1 to the catalog number.

BASS & HAYS FOUNDRY INC.

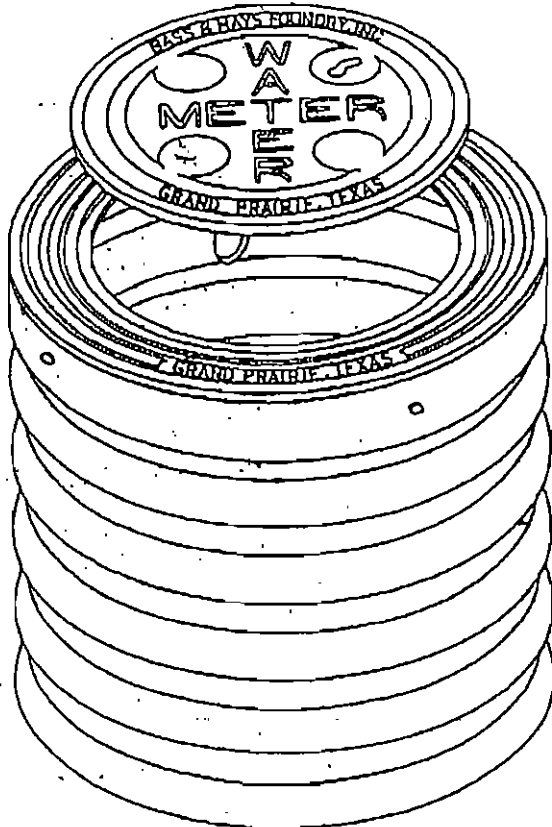
6 SERIES METER BOXS ARE SUITABLE FOR DRIVEWAYS FOR AUTOMOBILES

WEIGHT: LID 15 LBS.	RING 19 LBS.	BOX	SET
---------------------------	-----------------	-----	-----



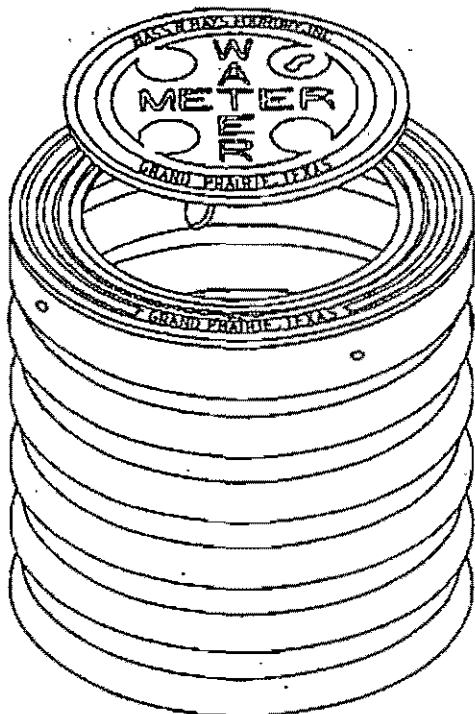
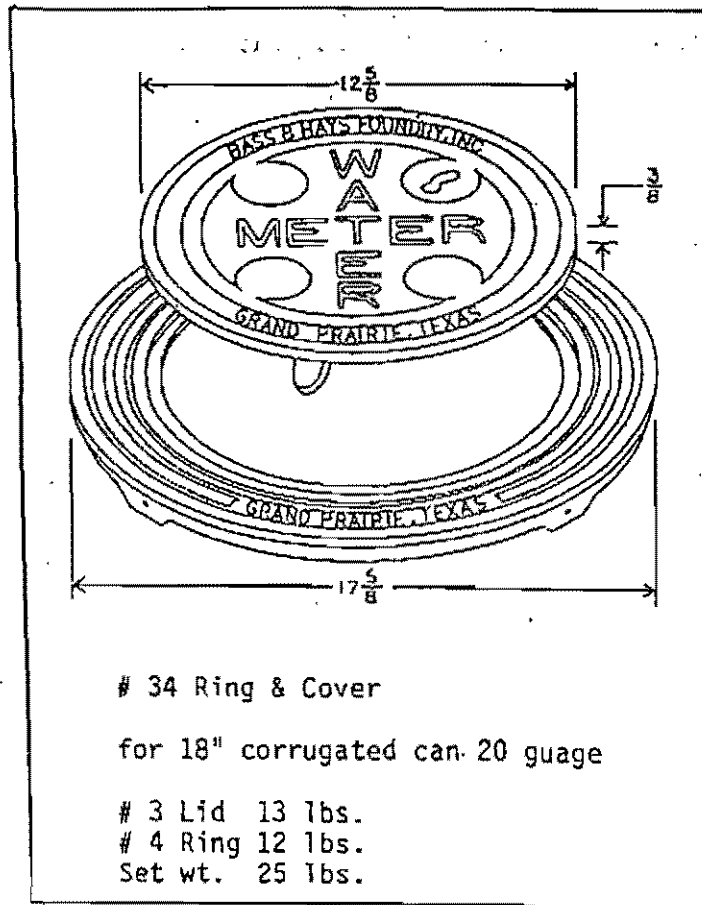
for 18" corrugated can 16 guage

***** 16GAGE CAN WITH DUCTILE IRON RINGS AND LIDS *****




62 series Heavy Duty Meter Boxes
for 16 guage corrugated can
18" diameter.

	height	weight
# 62 A	14"	55 lbs
# 62-A1S	14"	55 lbs
# 62 B	18"	70 lbs
# 62 C	24"	80 lbs



34 Series Galvanized Meter Boxes
with 18" dia. corrugated cans

Part no.	Slot	Height	Weight
# 34 A		14"	40 lbs.
# 34 A1S	1	14"	40 lbs.
# 34 B		18"	43 lbs.
# 34 B1S	1	18"	43 lbs.
# 34 B2S	2	18"	43 lbs.
# 34 C		24"	47 lbs.
# 34 C1S	1	24"	47 lbs.
# 34 D		30"	51 lbs.
# 34 E		36"	56 lbs.
# 34 F		42"	62 lbs.
# 34 G		48"	70 lbs.
# 34 H		54"	85 lbs.
# 34 I		60"	95 lbs.



POLYWRAP

(Polyethylene Encasement for Ductile Iron Pipe)

All polywrap supplied by Standard Hardware, Inc., will meet or exceed the following specifics:

AWWA C105/A21.5-88

ASTM D1248-84

Thickness:

8 mil (tolerance +/- 10%)

Material:

**Linear Low Density,
Type I, Class C-Black, Grade
E-1, Manufactured from 100%
virgin resin. Colors & Clear =
same specifications. Purple
color for reclaimed water.**

Tensile Strength:

1200 PSI (8.3 MP) minimum

Elongation:

300% minimum

Dielectric Strength:

**(raw material) Volume
resistivity ohm*cm= minimum**

Dielectric Strength:

**(finished film) 800V/mil
(31.5V/um) thickness minimum**

ADDISON GENERAL CONSTRUCTION NOTES

1. UTILITY LOCATIONS HAVE NOT BEEN SHOWN ON THE PLANS. IT IS THE CONTRACTOR'S RESPONSIBILITY TO NOTIFY ALL OF THE UTILITY OWNERS TO ARRANGE FOR EXACT LOCATIONS AT LEAST 48 HOURS PRIOR TO BEGINNING CONSTRUCTION.

UTILITY
 T&E ELECTRIC & GAS TELEPHONE
 SITE TELEPHONE
 TELE-CABLE
 DIGI-TESS
 SOUTHWESTERN BELL TELEPHONE
 AT&T
 CHARTER CABLE

TELEPHONE #
 1-800-344-8377
 1-800-344-8377
 (214) 578-7573
 (214) 578-7573
 1-800-395-0440
 1-800-248-4545
 1-817-509-6272
 1-817-509-2225 (DISPATCH)

2. THE CONTRACTOR SHALL MAINTAIN EXISTING SERVICES AND EXISTING WATER MAINS THROUGHOUT CONSTRUCTION.

3. THE CONTRACTOR SHALL MAINTAIN FIRE EMERGENCY VEHICLE ACCESS TO FIRE HYDRANTS THROUGHOUT CONSTRUCTION.

4. THE CONTRACTOR SHALL MAINTAIN AT LEAST ONE DRIVEWAY OPENING FOR INGRESS/EGRESS OF VEHICULAR TRAFFIC TO/FROM PRIVATE PROPERTY THROUGHOUT CONSTRUCTION.

5. IRRIGATION AND SPRINKLER SYSTEM NOTES:

A) THE CONTRACTOR SHALL HIRE A LICENSED IRRIGATOR AS A SUBCONTRACTOR TO OVERSEE ALL ACTIVITIES THAT IMPACT EXISTING OR PROPOSED IRRIGATION SYSTEMS.

B) PRIOR TO DEMOLITION OR CONSTRUCTION ACTIVITIES, EXISTING IRRIGATION SYSTEMS SHALL BE TURNED ON. THE LOCATION OF THE HEADS, VALVES, AND PIPE SHALL BE MARKED WHERE DEMOLITION OR CONSTRUCTION WILL IMPACT THE SYSTEM. DEFICIENCIES IN THE SYSTEM SHALL BE NOTED AND REPORTED TO THE SYSTEM OWNER. A PHOTOGRAPHIC OR VIDEO RECORD SHALL BE MADE IF APPROPRIATE.

C) PIPING SHALL BE CUT, CAPPED AND MARKED AT THE LIMITS OF CONSTRUCTION.

D) AT THE COMPLETION OF CONSTRUCTION, THE LICENSED IRRIGATOR SHALL RESTORE AND TEST THE IRRIGATION SYSTEM FOR PROPER FUNCTION. THE TEST SHALL BE CONDUCTED IN THE PRESENCE OF THE TOWN OF ADDISON'S PUBLIC WORKS INSPECTOR AND THE SYSTEM OWNER.

E) ALL COST ASSOCIATED WITH SPRINKLER SYSTEM REPAIR IS SUBSIDIARY TO THE PROJECT.

6. CONTRACTOR SHALL CONFORM WITH THE "NORTH CENTRAL TEXAS STANDARD SPECIFICATIONS FOR PUBLIC WORKS CONSTRUCTION" (NCTSSPWC), INCLUDING ALL AMENDMENTS, THE TOWN OF ADDISON SPECIAL PROVISIONS TO NCTSSPWC, AND ANY TOWN OF ADDISON STANDARD CONSTRUCTION DETAILS.

7. THE CONTRACTOR SHALL SUBMIT A TRAFFIC CONTROL PLAN TO THE TOWN OF ADDISON ENGINEERING DEPARTMENT FOR APPROVAL PRIOR TO BEGINNING WORK. ONE LANE OF TRAFFIC MUST BE MAINTAINED DURING CONSTRUCTION.

8. ALL STREET, ALLEY, AND DRIVEWAY PAVEMENT SHALL BE 8-INCH, 4000 PSI CONCRETE WITH #3 BARS ON 18-INCH CENTERS BOTH WAYS.

9. ALL PORTIONS OF EXISTING DRIVEWAY THAT ARE TO REMAIN SHALL BE PROTECTED BY THE CONTRACTOR.

10. ALL WATER SERVICE LINES SHALL BE BORED UNDERNEATH THE EXISTING PAVEMENT.

11. THE CONTRACTOR SHALL CONNECT ALL NEW SERVICE LINES TO THE EXISTING WATER METERS AND EXISTING CORPORATION STOP ON THE EXISTING WATER LINE.

12. ALL CONCRETE PAVEMENT WITHIN THE PROJECT LIMITS SHALL BE SAWCUT. ALL SAWCUTS SHALL BE FULL DEPTH.

13. NO TREES SHALL BE CUT DOWN OR TRIMMED WITHOUT PRIOR WRITTEN APPROVAL FROM THE TOWN OF ADDISON. ANY WORK DONE TO THE TREE OR WITHIN THE TREE ORIGINLINE SHALL BE CONDUCTED IN THE PRESENCE OF THE TOWN OF ADDISON REPRESENTATIVE.

14. THE CONTRACTOR SHALL PROTECT AND SUPPORT ALL EXISTING UTILITY POLES, LIGHT POLES, SIGNALS, AND GUY WIRES. (NO SEPARATE PAY ITEM)

15. THE CONTRACTOR SHALL FURNISH, INSTALL & MAINTAIN ALL EROSION CONTROL DEVICES AT ALL INLETS.

16. THE CONTRACTOR SHALL PROTECT ALL EXISTING MAILBOXES. MAILBOXES SHALL BE I EXISTING MAILBOXES W MAILBOXES AND MAIL S PROJECT. (NO SEPARA

17. ALL BARRICADES AND S APPROVAL PRIOR TO P

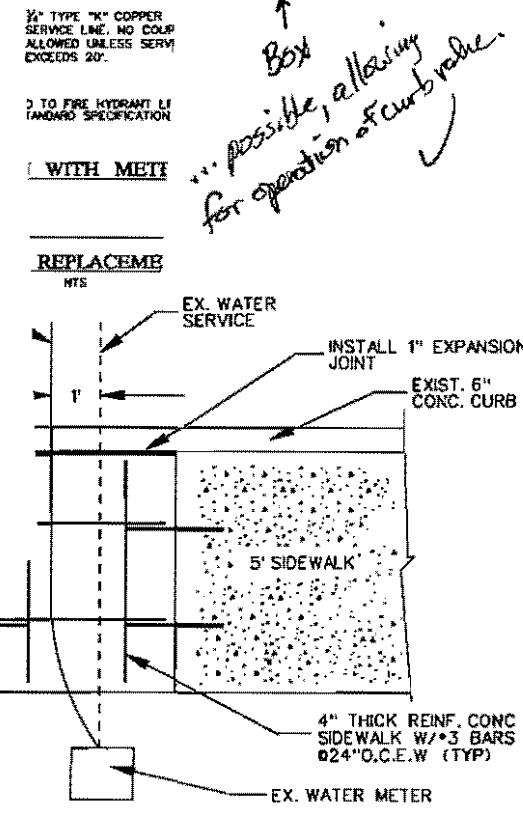
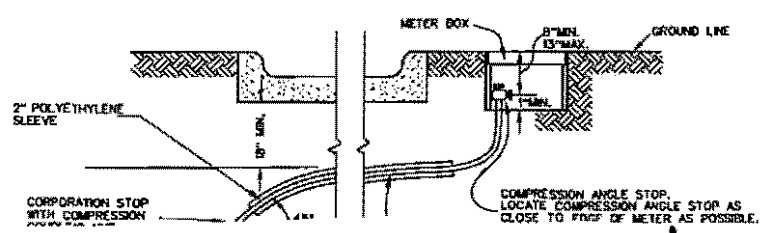
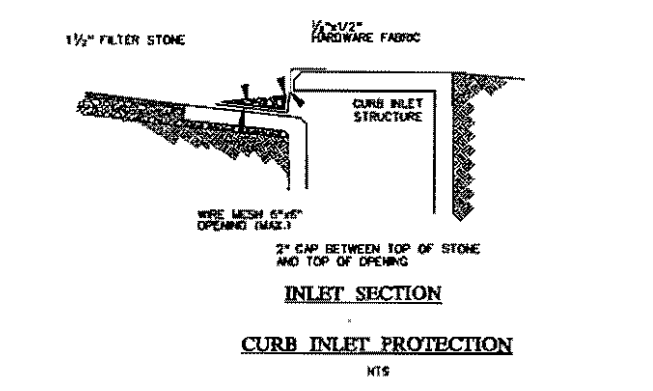
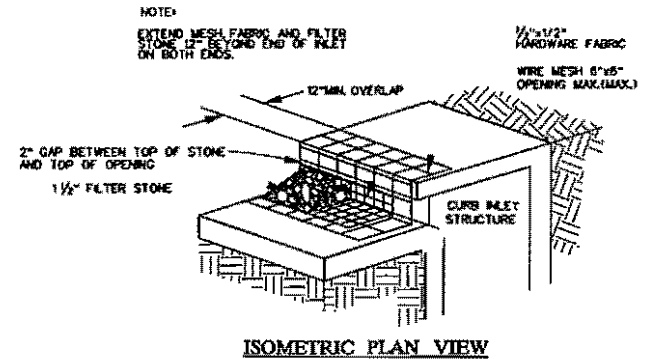
18. TESTING IS TO BE ACC ADDITIONAL COMPENSATI

19. STAGING AND STORAGE OF ADDISON PRIOR TO RIGHT-OF-WAY BE USED

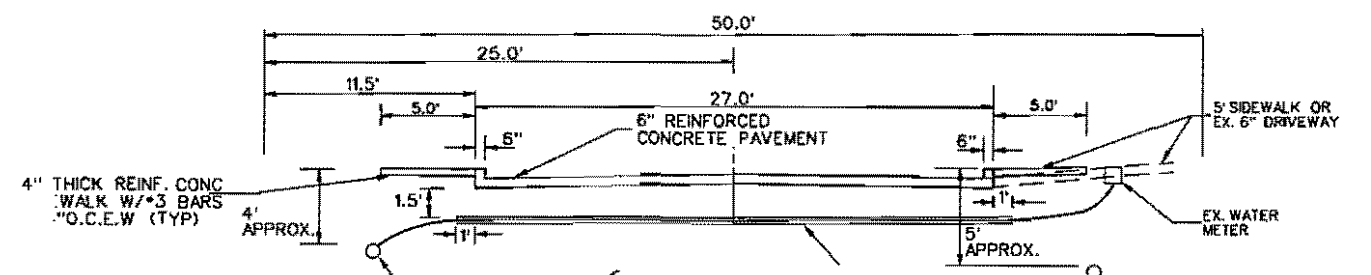
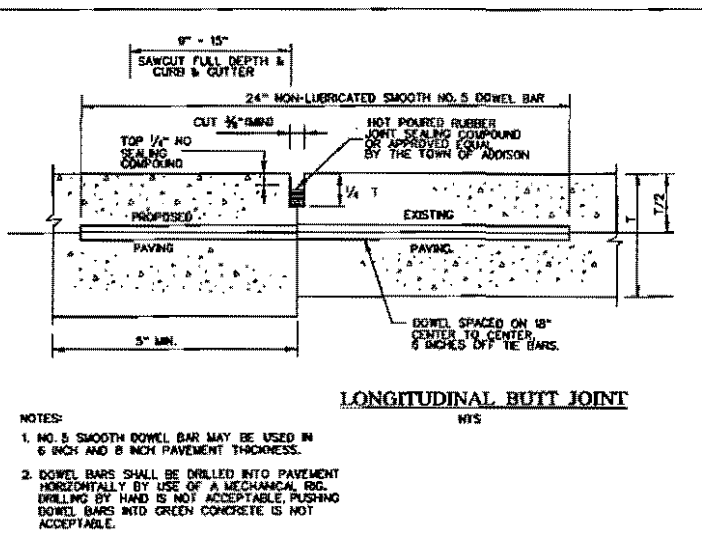
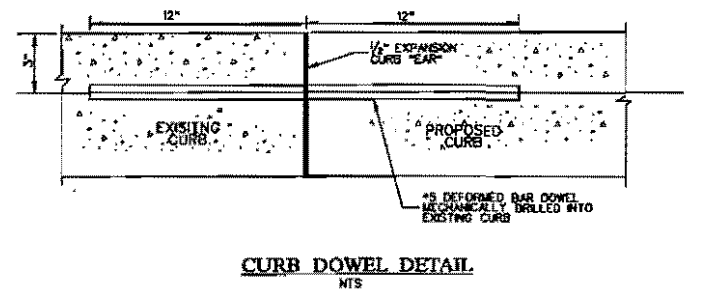
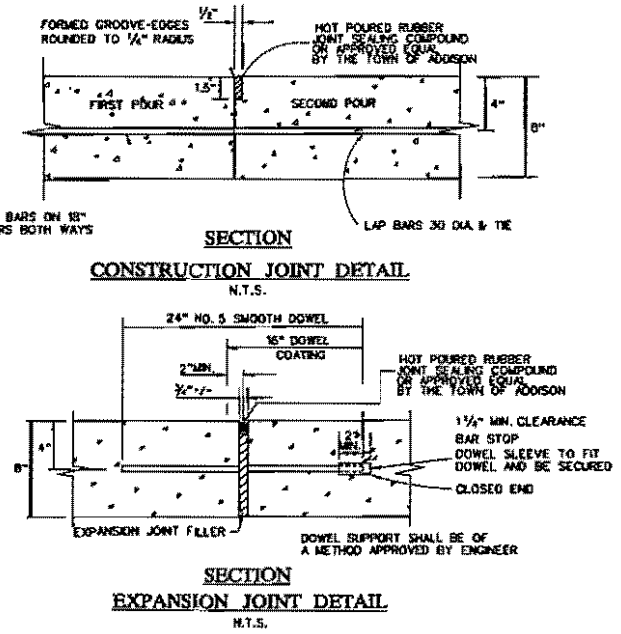
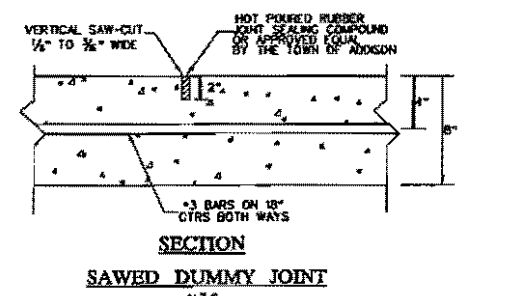
20. ALL NEW DUMMY AND E

21. CONTRACTOR SHALL VED CONSTRUCTION.

22. CONTRACTOR SHALL SU

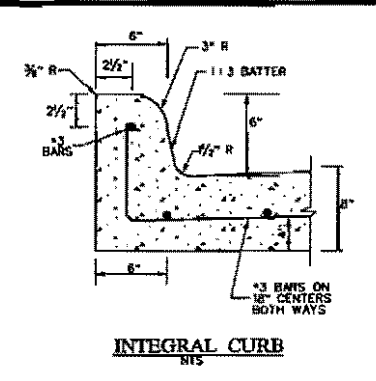


If meter boxes are damaged either pre-existing, or as a result of this work, who replaces them? With what will they be replaced? Boxes in driveways require traffic rated lids.



- SEQUENCE OF CONSTRUCTION
1. LOCATE ALL EXISTING UNDERGROUND UT
 2. UNCOVER EXISTING SERVICE TAP AT MA
 3. BORE 2" POLYETHYLENE NEXT TO EXIS
 4. INSTALL NEW 3/4" COPPER SERVICE LINE
 5. DISCONNECT EXISTING WATER SERVICE
 6. COMPACT BORE FIT TO 95% PROCTOR AND REPAIR WORK CONDITIONS.

What end treatment, if any, will be required on sleeves? or will 2" PE sleeve be grout filled? Are there 3/4" spaces? or will 3/4" lie simply lay on bottom of 2" sleeve? No



DESCRIPTION BY DATE

1 OF ADDISON, TEXAS
 ENGINEERING DEPARTMENT
 ESTFIELD COURT
 SERVICE REPLACEMENT

GENERAL NOTES

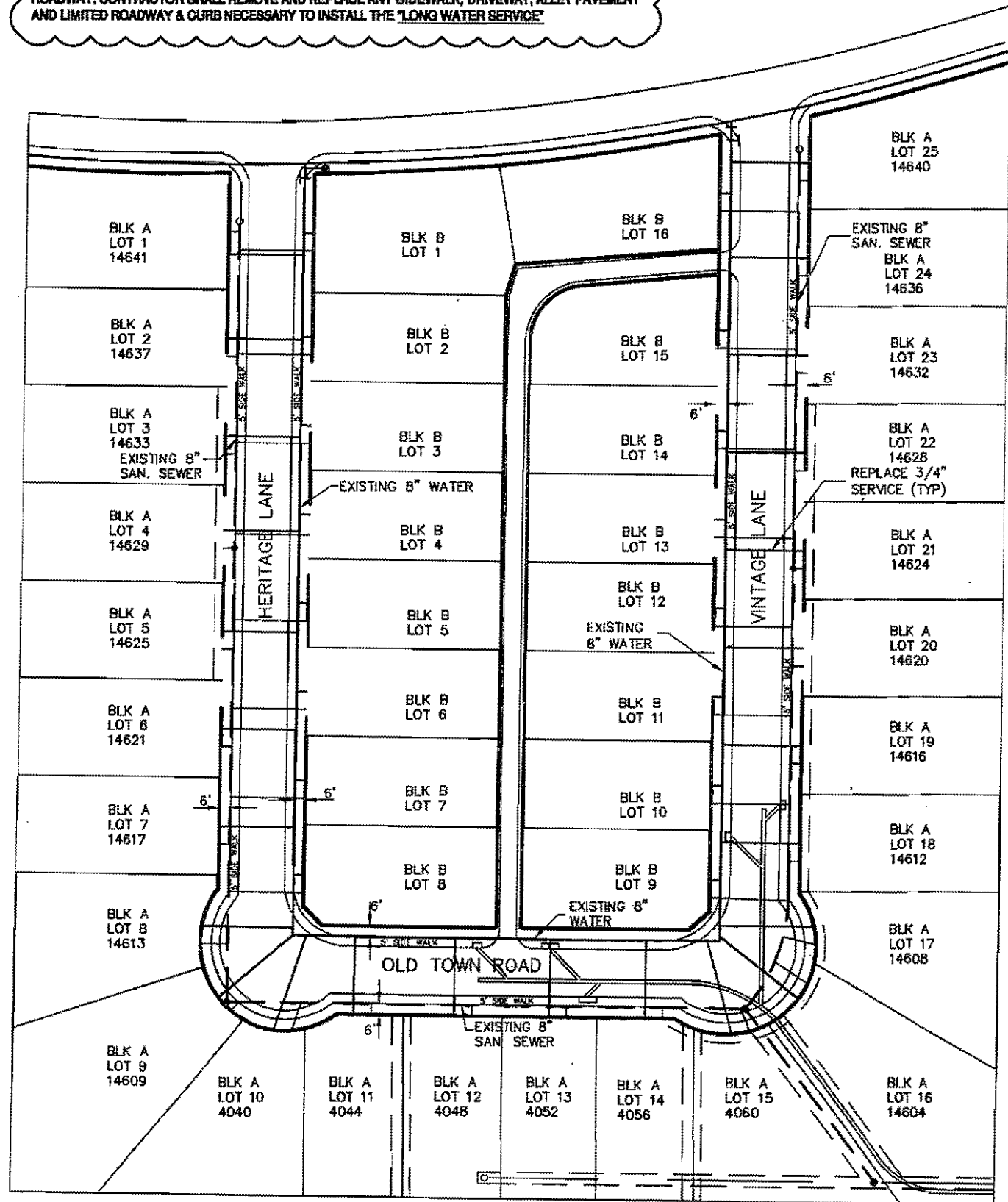
GSWW, INC.
 207 SHADY TRAIL, 780 FUSSELL CIRCLE BLVD.
 DALLAS, TEXAS 75228 FORT WORTH, TX 76107
 (972) 438-3225 (817) 354-4444
 CIVIL / ENVIRONMENTAL ENGINEERS

DESIGN: GSWW
 DRAWN: GSWW
 APPROVED: OGS
 DATE: AUGUST 2004

SCALE: NOTED
 SHEET
 2 OF 2

8-16-04

ALL SERVICE LINES SHALL BE REPLACED "BY OTHER THAN OPEN CUT" UNDERNEATH THE EXISTING ROADWAY. CONTRACTOR SHALL REMOVE AND REPLACE ANY SIDEWALK, DRIVEWAY, ALLEY PAVEMENT AND LIMITED ROADWAY & CURB NECESSARY TO INSTALL THE "LONG WATER SERVICE"



3/4" - 2" WATER SERVICE
APPROVED MATERIALS and PROCEDURES

1. Use existing saddle.
2. Mueller Servl-Seal™ style 502, 504, 506, 508; 7' min. length; Ford Style FS303 -CC, or equal (Submittal to Public Works Dept. for approval).
3. Reuse existing corporation stop. Contractor shall replace nut and gasket.
4. Pipe end meter size shall be determined by owner with approval of Building Inspection or Public Works/Engineering Departments: Piping shall be continuous type "K" copper from corporation to curb stop and completely embedded in sand 6" around the pipe.
5. Not used.
6. Meter boxes shall be of sufficient size to accommodate the curb stop, meter, and all connections. They shall have a cover with reader lid. Concrete boxes shall be stacked to achieve sufficient depth (see "B&C" this sheet).
7. Not used.
8. Not used.
9. The tapping saddle and corporation stop must be poly-wrapped (8 mil) and hand backfilled with sand to a depth of 12". Additional backfill may be done by machine, with material free of rocks and clods exceeding three (3) inches in diameter. **CAUTION!** Inspection must be called for and completed prior to backfill, or tap must be reexposed by the contractor so that the Town's representative may complete this inspection.



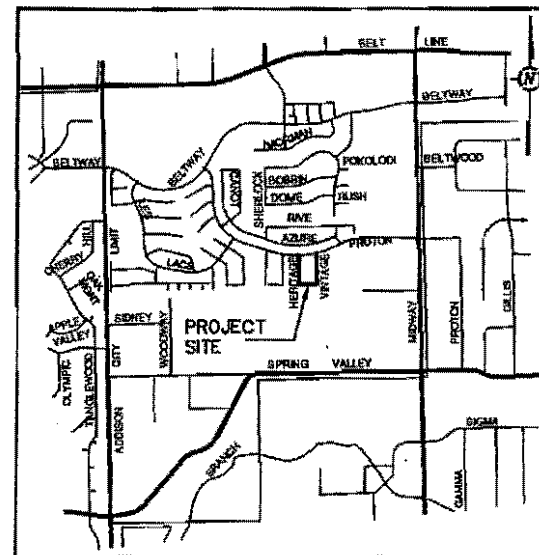
SCALE: 1" = 80'

WATER SERVICE


Sizes 3/4" - 2"

Contractors and/or plumbers are responsible for compliance with the following specifications:

- A. The Owner/Developer, or their contractor, shall supply water meters that conform to Town specifications as to make and type (See General Requirements for Water Service). All meters shall be equipped with electronic encoder registers for connection to touch-pad readers. Touch-pads shall be mounted at the direction of the Utilities Superintendent.
- B. Meters shall be set within the Utility easement and out of vehicular traffic flow and/or parking spaces. Curb stops are to be set 6" to 12" below finished grade.
- C. To prevent the inflow of mud or silt into the box, 4" to 6" of washed pea gravel shall be placed under the meter inside the box, allowing for 2" to 6" of open space below the meter. Meter box shall be minimum 18" deep. (See Figure SM-1).
- D. Meter boxes and openings shall be large enough to allow access to, and operation of all meter nuts/flanges/bolts, and the curb stop without obstruction.
- E. Boxes unavoidably vulnerable to vehicular traffic shall have load-bearing frames and lids designed to withstand the anticipated load. Submittal and City engineer approval is required.
- F. Not used.
- G. All companion flanges shall be elliptical brass, and all bolts & nuts shall be grade 318 stainless steel, 5/8-11 x 2 1/2" hex head.
- H. Meters shall be set level in all directions.
- I. Not used.
- J. Not used.



LOCATION MAP
N.T.S.



NO.	DESCRIPTION	BY	DATE
TOWN OF ADDISON, TEXAS ENGINEERING DEPARTMENT			
WESTFIELD COURT WATER SERVICE REPLACEMENT			
WATER SERVICES PLAN & GENERAL NOTES			
GSWW DESIGN: GSWW DRAWN: GSWW APPROVED: OGS DATE: AUGUST 2004			
SCALE: 1" = 80'			SHEET 1 OF 2

ADDISON GENERAL CONSTRUCTION NOTES

1. UTILITY LOCATIONS HAVE NOT BEEN SHOWN ON THE PLANS. IT IS THE CONTRACTOR'S RESPONSIBILITY TO NOTIFY ALL OF THE UTILITY OWNERS TO ARRANGE FOR EXACT LOCATIONS AT LEAST 48 HOURS PRIOR TO BEGINNING CONSTRUCTION.

UTILITY
 TXU ELECTRIC & GAS
 GTE TELEPHONE
 TELE-CABLE
 DIGI-TESS
 SOUTHWESTERN BELL TELEPHONE
 AT&T
 CHARTER CABLE

TELEPHONE *
 1-800-344-8377
 1-800-344-8377
 (214) 578-7573
 (214) 578-7573
 1-800-398-0440
 1-800-343-4545
 1-817-509-6272
 1-817-509-2225 (DISPATCH)

2. THE CONTRACTOR SHALL MAINTAIN EXISTING SERVICES AND EXISTING WATER MAINS THROUGHOUT CONSTRUCTION.

3. THE CONTRACTOR SHALL MAINTAIN FIRE EMERGENCY VEHICLE ACCESS TO FIRE HYDRANTS THROUGHOUT CONSTRUCTION.

4. THE CONTRACTOR SHALL MAINTAIN AT LEAST ONE DRIVEWAY OPENING FOR INGRESS/EGRESS OF VEHICULAR TRAFFIC TO/FROM PRIVATE PROPERTY THROUGHOUT CONSTRUCTION.

5. IRRIGATION AND SPRINKLER SYSTEM NOTES:
 A) THE CONTRACTOR SHALL HIRE A LICENSED IRRIGATOR AS A SUBCONTRACTOR TO OVERSEE ALL ACTIVITIES THAT IMPACT EXISTING OR PROPOSED IRRIGATION SYSTEMS.
 B) PRIOR TO DEMOLITION OR CONSTRUCTION ACTIVITIES, EXISTING IRRIGATION SYSTEMS SHALL BE TURNED ON. THE LOCATION OF THE HEADS, VALVES, AND PIPE SHALL BE MARKED WHERE DEMOLITION OR CONSTRUCTION WILL IMPACT THE SYSTEM. DEFICIENCIES IN THE SYSTEM SHALL BE NOTED AND REPORTED TO THE SYSTEM OWNER. A PHOTOGRAPHIC OR VIDEO RECORD SHALL BE MADE IF APPROPRIATE.
 C) PIPING SHALL BE CUT, CAPPED AND MARKED AT THE LIMITS OF CONSTRUCTION.
 D) AT THE COMPLETION OF CONSTRUCTION, THE LICENSED IRRIGATOR SHALL RESTORE AND TEST THE IRRIGATION SYSTEM FOR PROPER FUNCTION. THE TEST SHALL BE CONDUCTED IN THE PRESENCE OF THE TOWN OF ADDISON'S PUBLIC WORKS INSPECTOR, AND THE SYSTEM OWNER.
 E) ALL COST ASSOCIATED WITH SPRINKLER SYSTEM REPAIR IS SUBSIDIARY TO THE PROJECT.

6. CONTRACTOR SHALL CONFORM WITH THE "NORTH CENTRAL TEXAS STANDARD SPECIFICATIONS FOR PUBLIC WORKS CONSTRUCTION" (NCTSSPWC), INCLUDING ALL AMENDMENTS, THE TOWN OF ADDISON SPECIAL PROVISIONS TO NCTSSPWC, AND ANY TOWN OF ADDISON STANDARD CONSTRUCTION DETAILS.

7. THE CONTRACTOR SHALL SUBMIT A TRAFFIC CONTROL PLAN TO THE TOWN OF ADDISON ENGINEERING DEPARTMENT FOR APPROVAL PRIOR TO BEGINNING WORK. ONE LANE OF TRAFFIC MUST BE MAINTAINED DURING CONSTRUCTION.

8. ALL STREET, ALLEY, AND DRIVEWAY PAVEMENT SHALL BE 8-INCH, 4000 PSI CONCRETE WITH #3 BARS ON 18-INCH CENTERS BOTH WAYS.

9. ALL PORTIONS OF EXISTING DRIVEWAY THAT ARE TO REMAIN SHALL BE PROTECTED BY THE CONTRACTOR.

10. ALL WATER SERVICE LINES SHALL BE BORED UNDERNEATH THE EXISTING PAVEMENT.

11. THE CONTRACTOR SHALL CONNECT ALL NEW SERVICE LINES TO THE EXISTING WATER METERS AND EXISTING CORPORATION STOP ON THE EXISTING WATER LINE.

12. ALL CONCRETE PAVEMENT WITHIN THE PROJECT LIMITS SHALL BE SAWCUT. ALL SAWCUTS SHALL BE FULL DEPTH.

13. NO TREES SHALL BE CUT DOWN OR TRIMMED WITHOUT PRIOR WRITTEN APPROVAL FROM THE TOWN OF ADDISON. ANY WORK DONE TO THE TREE OR WITHIN THE TREE DRIFTLINE SHALL BE CONDUCTED IN THE PRESENCE OF THE TOWN OF ADDISON REPRESENTATIVE.

14. THE CONTRACTOR SHALL PROTECT AND SUPPORT ALL EXISTING UTILITY POLES, LIGHT POLES, SIGNALS, AND GUY WIRES. (NO SEPARATE PAY ITEM)

15. THE CONTRACTOR SHALL FURNISH, INSTALL & MAINTAIN ALL EROSION CONTROL DEVICES AT ALL INLETS.

16. THE CONTRACTOR SHALL PROTECT ALL EXISTING MAILBOXES. TEMPORARY MAILBOXES SHALL BE INSTALLED BY THE CONTRACTOR AT ALL LOCATIONS WHERE EXISTING MAILBOXES WILL BE TEMPORARILY REMOVED DURING CONSTRUCTION. MAILBOXES AND MAIL SERVICE SHALL BE MAINTAINED THROUGHOUT THE PROJECT. (NO SEPARATE PAY ITEM)

17. ALL BARRICADES AND SIGNS SHALL BE PLACED WITH THE TOWN OF ADDISON'S APPROVAL PRIOR TO PLACEMENT.

18. TESTING IS TO BE ACCOMPLISHED BY A TOWN OF ADDISON APPROVED LAB. NO ADDITIONAL COMPENSATION WILL BE ALLOWED FOR DISINFECTION AND TESTING.

19. STAGING AND STORAGE FOR THIS PROJECT SHALL BE APPROVED BY THE TOWN OF ADDISON PRIOR TO ANY CONSTRUCTION ACTIVITY. AT NO TIME WILL PUBLIC RIGHT-OF-WAY BE USED FOR STAGING OR STORAGE.

20. ALL NEW DUMMY AND EXPANSION JOINTS SHALL MATCH EXISTING JOINT LOCATIONS

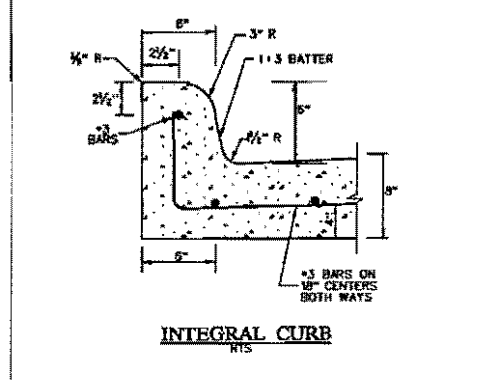
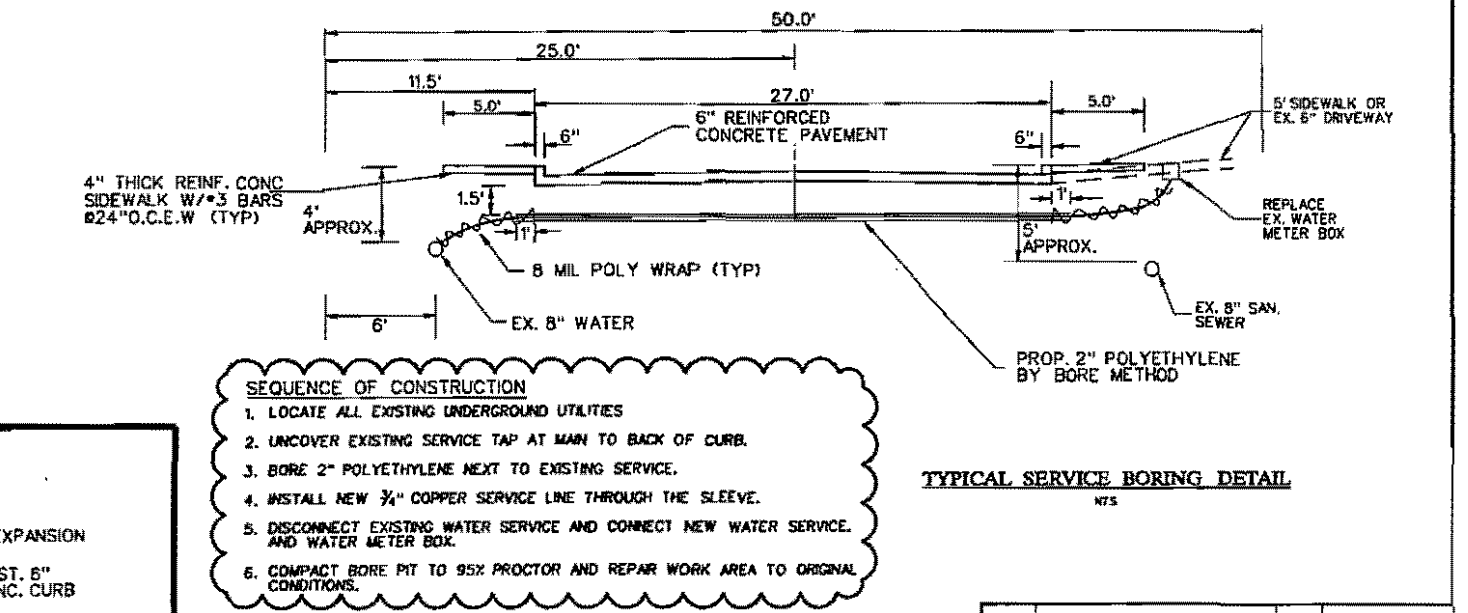
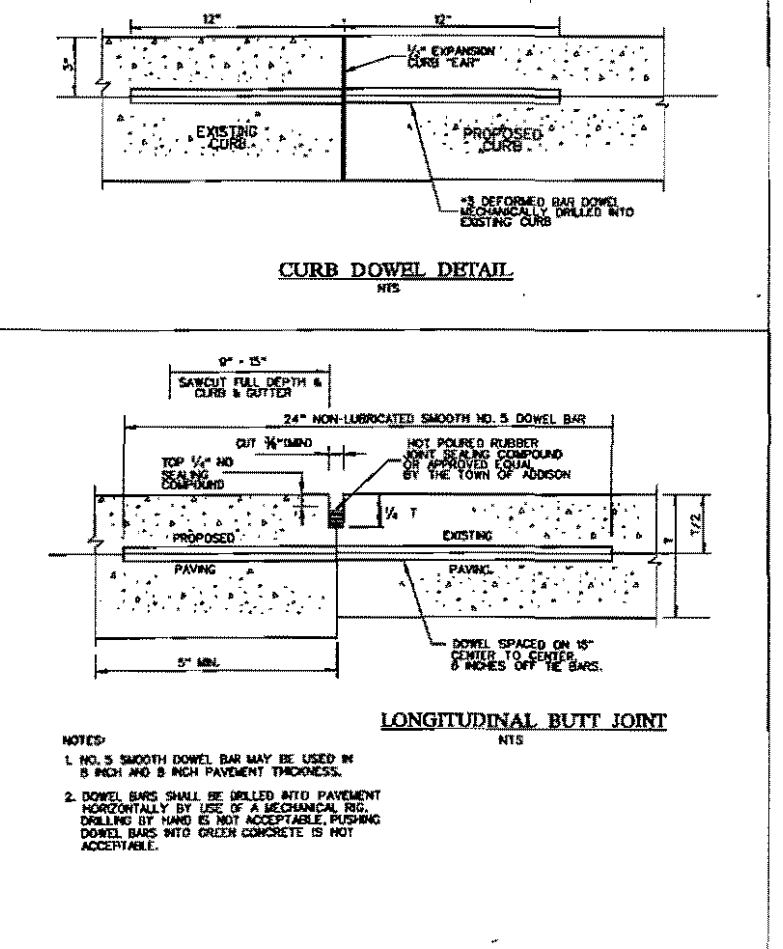
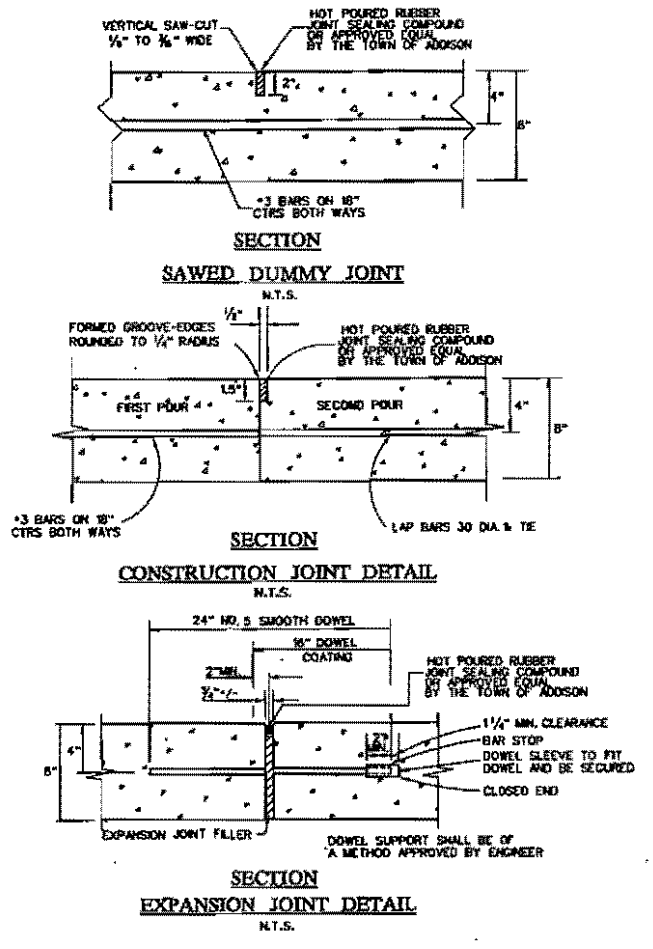
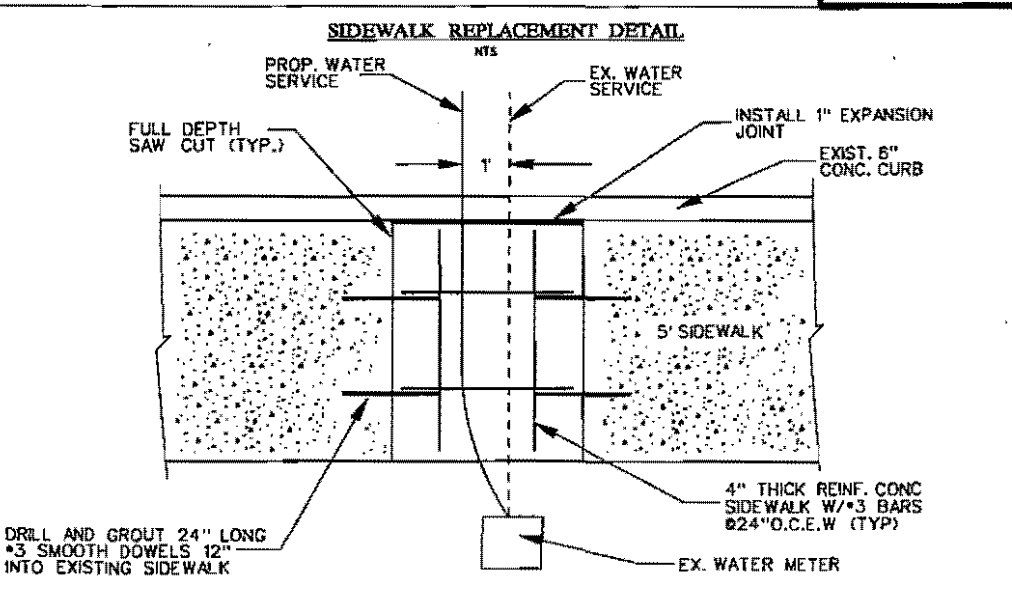
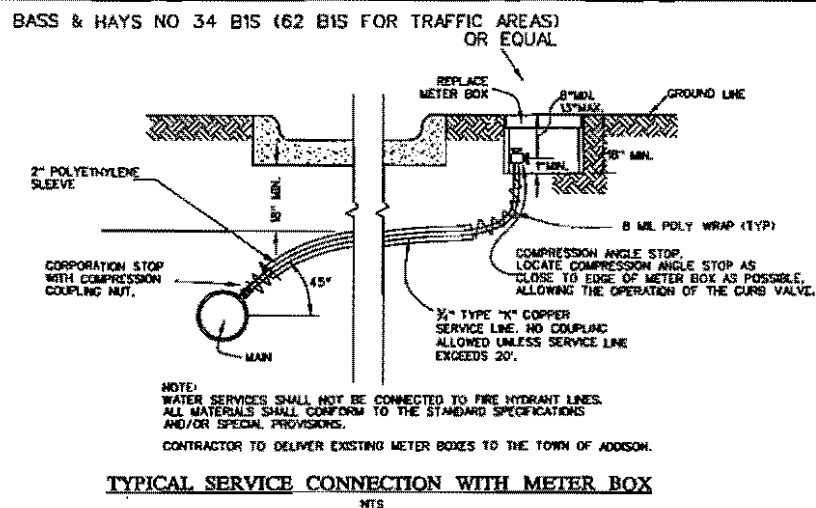
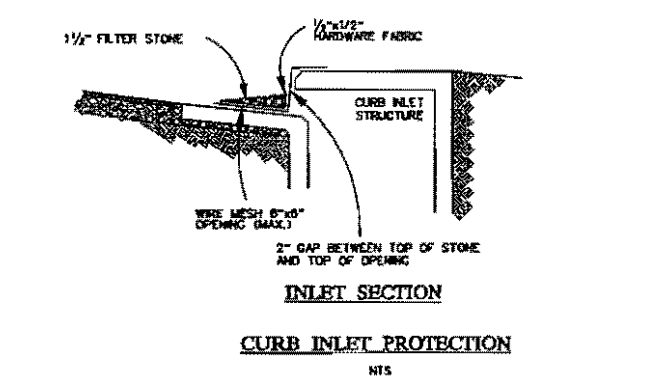
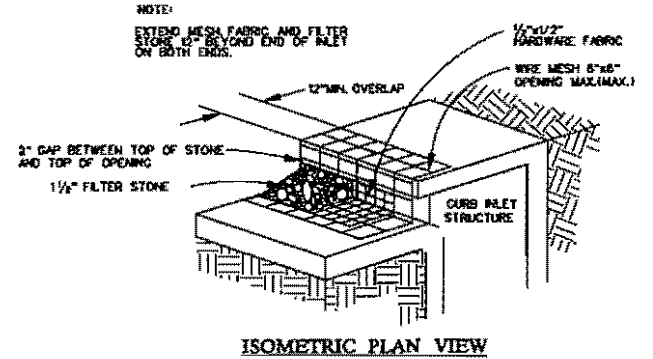
21. CONTRACTOR SHALL VIDEO TAPE THE SITE IN ITS ENTIRETY PRIOR TO ANY CONSTRUCTION.

22. CONTRACTOR SHALL SUPPLY ASBUILT DRAWINGS TO THE TOWN OF ADDISON.

23. ALL AREAS WHERE CONCRETE SIDEWALK HAS BEEN DAMAGED BY CONTRACTOR'S ACTIVITIES OR REMOVED BY THE CONTRACTOR SHALL BE REPAIRED IMMEDIATELY WITH A TEMPORARY ASPHALT SURFACE OR A PERMANENT CONCRETE SURFACE. THE TEMPORARY ASPHALT SIDEWALK SURFACE SHALL MEET ALL ADA REQUIREMENTS UNTIL THE PERMANENT CONCRETE SIDEWALK IS CONSTRUCTED TO ADA REQUIREMENTS.

24. AS PART OF BID ITEM NO. 1, THE CONTRACTOR SHALL PROVIDE A NEW METER BOX AND LID (BASS & HAYS NO. 34 BIS (62 BIS FOR TRAFFIC AREAS) OR EQUAL IN ACCORDANCE WITH THE TOWN OF ADDISON STANDARDS.

25. THE EXISTING METER BOXES SHALL BE REMOVED AND DELIVERED TO THE TOWN OF ADDISON SERVICE CENTER BY THE CONTRACTOR.



STATE OF TEXAS
 QUINN G. SPANN, JR.
 PROFESSIONAL ENGINEER
 68105
 9-20-04

REVISION NO.	DESCRIPTION	BY	DATE
TOWN OF ADDISON, TEXAS ENGINEERING DEPARTMENT			
WESTFIELD COURT WATER SERVICE REPLACEMENT			
GENERAL NOTES			
Gsww		GSWW, INC. 2517 SHAW TRAIL, 300 FORREST CREEK BLVD. DALLAS, TEXAS 75229 10001 WOODLARK, 10077 (972) 68-2255 (972) 396-4444	
DESIGN: GSWW	DRAWN: GSWW		SCALE: NOTED
APPROVED: QCS	<i>Addison!</i>		SHEET
DATE: AUGUST 2004			2 OF 2

Court




14641 Heritage




14637 Heritage

Pictures are taken looking from water main side to the water meter. Orange object is on the water meter that is to be replaced.

Westfield Court




14633 Heritage



14629 Heritage

Pictures are taken looking from water main side to the water meter. Orange object is on the water meter that is to be replaced.

Westfield Court



14621 Heritage




14617 Heritage

Pictures are taken looking from water main side to the water meter. Orange object is on the water meter that is to be replaced.

Westfield Court




14613 Heritage




14609 Heritage

Pictures are taken looking from water main side to the water meter. Orange object is on the water meter that is to be replaced.

Westfield Court



4040 Old Town



4044 Old Town

Pictures are taken looking from water main side to the water meter. Orange object is on the water meter that is to be replaced.

Westfield Court




4048 Old Town



4052 Old Town

Pictures are taken looking from water main side to the water meter. Orange object is on the water meter that is to be replaced.

Westfield Court



4056 Old Town



14604 Vintage

Pictures are taken looking from water main side to the water meter. Orange object is on the water meter that is to be replaced.

Westfield Court




14608 Vintage




14612 Vintage

Pictures are taken looking from water main side to the water meter. Orange object is on the water meter that is to be replaced.

Westfield Court




14616 Vintage




14620 Vintage

Pictures are taken looking from water main side to the water meter. Orange object is on the water meter that is to be replaced.

Westfield Court



14624 Vintage



14628 Vintage

Pictures are taken looking from water main side to the water meter. Orange object is on the water meter that is to be replaced.

Westfield Court




14632 Vintage



14636 Vintage

Pictures are taken looking from water main side to the water meter. Orange object is on the water meter that is to be replaced.

Westfield Court



14640 Vintage

Pictures are taken looking from water main side to the water meter. Orange object is on the water meter that is to be replaced.

Jerry Davis

From: Jennie Prince
Sent: Friday, November 21, 2003 1:10 PM
To: Jerry Davis
Subject: RE: 2004 Capital Budget

Hi Jerry,

The answer to your second question is the following account **61-716-58310-00000** , and that is where the \$72,000 is budgeted at, and that is the Utility Fund - Capital Outlay Dept - WaterMains/Fire Hydrants Account - 00000 (the lake forest water line project for \$112,000 is also there)

And I'm sending another note to Randy about the wiley post project, who is at TML this week but should be back next week.

Thanks,
Jennie

-----Original Message-----

From: Jerry Davis
Sent: Tuesday, November 18, 2003 3:40 PM
To: Jennie Prince
Subject: 2004 Capital Budget

Account # 61-716-58320-24600 Utility Plant-Water Wiley Post \$96,600.00 - this is a sewer line rehabilitation project. Should it be under 61-716-58410 ?

Also as part of our Capital Projects we also have \$72,000.00 Budgeted for Water Service Line Replacement Phase I. I was curious what account is that in?

Jerry Davis, Utilities Superintendent
972-661-1693

De Med.
1/23/04
SK

BACK - UP DATA

Town Of Addison Westfield Court Water Service Line Replacement	Concept Prelim	Made: QGS	Check: QGS
	Detail X Change	Date: 1/20/2004	Date:

NO. OF DWGS	DRAWING / TASK DESCRIPTION	STAFFING REQUIREMENTS				
		Principal	Project Manager	Project Engineer	Design Engineer	Clerical
I. PRELIMINARY DESIGN PHASE						
	Project Set-Up & Coordination	0	4	0	0	0
	Data Acquisition	0	4	8	0	0
	Preliminary Plans					
	Cover Sheet	0	0	1	0	0
	Plan view sketch	0	1	4	65	0
	Picture 1 and 2	0	1	2	40	0
	Quantities & Cost Estimates	0	0	2	0	0
	Progress Meetings	0	4	0	2	0
II. FINAL DESIGN PHASE						
	Incorporate City Review Comments	0	2	1	8	0
	Misc. Details	0	0	1	4	0
	Specifications	0	4	24	0	0
	Quantities & Cost Estimates	0	0	12	0	0
III. BID PHASE SERVICES						
	Provide Documents & Answer Ques.	0	0	0	0	0
	Attend Bid Opening	0	2	2	0	0
	Tabulate Bids	0	0	4	0	0
	Evaluate Bids & Low Bidders	0	2	2	0	0
IV. CONSTRUCTION ADMINISTRATION						
	Attend Pre-Const Meeting	0	0	0	0	0
	Review Shop Drawings	0	0	0	0	0
	Prepare Change Orders	0	0	0	0	0
	Site Visits & Final Inspection	0	0	0	0	0
	As-Built Drawings	0	0	0	0	0
	Total	0	24	63	119	0

Total Dwgs 0	Dwg Hours = 206	Total Hours by Classification	
	Total Dwgs = 0	ENGR: 87	CLERICAL: 0
	#DIV/0!	TECH: 119	TOTAL HOURS: 206

EXHIBIT "A"
(Section 1)
SCOPE OF ENGINEERING SERVICES
FOR
Westfield Court Water Service Line Replacement (25 Long Services)
Along Vintage Ln., Old Town Rd., & Heritage Ln.

PART IA: PROJECT DATA COLLECTION

- A. Obtain roadway, storm sewer, water & sanitary sewer as-builts from the Town of Addison.
- B. Review existing Town of Addison standards, specifications and special requirements regarding street and waterline construction.
- C. Obtain available information on existing power, telephone, cable television, long distance communications and natural gas.
- D. Meet with Town of Addison personnel to determine the extent of utility replacement and any other items.
- E. Meet with Town of Addison personnel to determine any special conditions that may affect project design and construction.

PART IB: PRELIMINARY DESIGN

- A. Utilize As-Built drawings of Westfield Court to use as a base drawing for existing conditions of paving, sidewalk, and water & sewer services. Sketch in mailboxes. (There will be no surveying for this project. This includes no elevations.) Plot the sketch of existing features on 8 ½" by 11" sheets to scale.
- B. Prepare a plan sketch of each proposed "long" water service line reconstruction.
- C. Show approximate lot lines based upon As-Built plans of Westfield Court. The exact lot corners will not be field verified or located by a surveyor.
- D. Submit three sets of preliminary construction specification booklets at 65% and 95% for Town of Addison staff review and comments.
- E. Prepare and submit any special condition requirements.
- F. Prepare opinion of probable cost based on preliminary design.
- G. Prepare and submit reports indicating work progress and any design issues that may arise.
- H. Maintain contact with the Town of Addison personnel during the project design.

PART IC: FINAL DESIGN

- A. Incorporate Town of Addison review comments into final design
- B. Prepare final quantity summary. Determine opinion of probable cost based on final design.
- C. Finalize any special conditions to the contract documents.
- D. Submit three sets of pre-final construction specification booklets, quantities, opinion of probable cost and special conditions to Town of Addison staff for final review.
- E. Incorporate Town of Addison review comments of final design.
- F. Submit final plans, quantities, cost and special conditions to the Town of Addison

PART II: BIDDING PHASE

- A. Provide 15 sets of 8 ½" by 11" construction documents and specifications. The Town of Addison Finance Department will perform distribution of these documents.
- B. Provide a basic notice of bid advertisement. The Town of Addison will do advertisement.
- C. Open bid documents at the Town of Addison Finance Department, checking bids for accuracy, performing reference checks of the low bidder, and recommending award of contract.
- D. Prepare any addenda.

PART III: CONSTRUCTION PHASE

- A. Attend preconstruction meeting and provide responses to requests for information or clarification to the Town of Addison or contractor.
- B. Prepare any necessary change orders during construction.

PART IV: SPECIAL SERVICES

- A. Survey for design (none provide for this contract)
- B. Printing documents and courier cost

PART V: EXCLUSIONS

- A. Roadway design
- B. Water main or sanitary sewer design
- C. Surveying
- D. SWPPP
- E. Profiling existing utilities (Sanitary Sewer, Storm Drainage & Private Utilities etc.)
- F. Drainage Calculations or maps
- G. Traffic Control Plans
- H. Right-of-way parcel descriptions.
- I. Detailed construction staking.

- J. Full time construction inspection.
- K. Preparation of easement descriptions and exhibits.
- L. Internal inspection of sanitary sewer lines.
- M. Field location (Pot-holing) of water and sewer services or any other underground utility or service.
- N. Trench excavation safety plan.
- O. Sidewalk design.
- P. Utility Locate Service
- Q. Structural design of any kind
- R. HEC II & Hydraulic Studies
- S. Geotechnical reports (To be provided by the Contractor)

Ron Whitehead
 City Manager
 Town of Addison

Date

Quinn G. Spann, Jr., P.E.
 Associate / Project Manager
 GSWW, Inc

Date

(Section 2)

PAYMENT SCHEDULE

Payment for engineering services described under (Section 1) - Parts I, II, and III shall be on an hourly basis with the amount not to exceed Eighteen Thousand Seven Hundred Dollars and Zero Cents (\$18,700.00).

The not to exceed amount for special services is \$840.00.

The maximum overall fee established herein shall not be exceeded without written authorization from the Town of Addison, based on increased scope of services.

The following is a summary of the estimated charges for the various elements of the proposed services:

- Part IA: Project Data Collection
- Part IB: Preliminary Design
- Part IC: Final Design
- Part II: Bid Phase Services
- Part III: Construction Phase

Estimated Basic Services Subtotal: (Hourly) **\$ 17,860.00**

Part IV: Special Services:

- a) Survey for Design (none) \$ 0.00
- b) Printing & Courier \$ 840.00

Estimated Special Services Subtotal: **\$ 840.00**
(Time and Materials Costs Not to Exceed)

Total Maximum Fee Not to Exceed **\$ 18,700.00**

(Section 3)

PROJECT COMPLETION SCHEDULE

Project Data Collection _____	1	weeks
Preliminary Design _____	6	weeks
Town of Addison Review _____	4	weeks
Final Design _____	4	weeks
Bidding _____	8	weeks
Construction/Utility Relocations _____	8	weeks

Total Estimated Completion Time 31 weeks



GSWW, Inc.
FACSIMILE TRANSMITTAL COVER PAGE

DRAFT

ORIGINAL WILL BE MAILED

DATE: 2/3/2004

TIME: 2:05 PM

RE: Westfield Court

TO: Mr. Steve Chutchlan, P.E.

ORGANIZATION: Town of Addison

FROM: Quinn G. Spann, Jr., P.E.

DESTINATION FAX NUMBER: 972-450-2837

COMMENTS: Revised Westfield proposal

Please note "Streets" and "Add-ins"

TOTAL NUMBER OF PAGES, INCLUDING COVER PAGE: 7

GSWW PROJECT NUMBER: _____

GSWW, Inc.
11117 SHADY TRAIL
DALLAS, TEXAS 75229
(972) 620-1255 - Ext 225
FAX (972) 620-8028

EXHIBIT "A"
(Section 1)
SCOPE OF ENGINEERING SERVICES
FOR
Westfield Court Water Service Line Replacement (25 Long Services)
Along Vintage Ln., Old Town Rd., & Heritage Ln.

PART IA: PROJECT DATA COLLECTION

- A. Obtain roadway, storm sewer, water & sanitary sewer as-builts from the Town of Addison.
- B. Review existing Town of Addison standards, specifications and special requirements regarding street and waterline construction.
- ~~C. Obtain available information on existing power, telephone, cable television, long-distance communications and natural gas.~~
- D. Meet with Town of Addison personnel to determine the extent of utility replacement and any other items.
- E. Meet with Town of Addison personnel to determine any special conditions that may affect project design and construction.

PART IB: PRELIMINARY DESIGN

- A. Utilize As-Built drawings, provided by the Town, of Westfield Court to use as a base drawing for existing conditions of paving, sidewalk, and water & sewer services. Sketch in mailboxes. (There will be no surveying topographics for this project, nor elevations.). Plot the overall sketch of curb, sidewalk, water & sanitary sewer plan view, 11" X 17" sheets to scale. Drives and mailboxes will not be included in the sketch.
- ~~B. Prepare a plan sketch of each proposed "long" water service line reconstruction.~~
- C. Show approximate lot lines based upon As-Built plans of Westfield Court. The exact lot corners will not be field verified or located by a surveyor.
- D. Submit three sets of preliminary construction specification booklets at 65% and 95% for Town of Addison staff review and comments.
- E. Prepare and submit any special condition requirements.
- F. Prepare opinion of probable cost based on preliminary design.
- ~~G. Prepare and submit reports indicating work progress and any design issues that may arise.~~
- H. Maintain contact with the Town of Addison personnel during the project design.

PART IC: FINAL DESIGN

- A. Incorporate Town of Addison review comments into final design
- B. Prepare final quantity summary, which will only state the number of services to be replaced (one single bid item). ~~Determine opinion of probable cost based on final design.~~
- C. Finalize any special conditions to the contract documents.
- D. Submit three sets of pre-final construction specification booklets, quantity of service replacements, opinion of probable cost and special conditions to Town of Addison staff for final review.
- E. Incorporate Town of Addison review comments of final design.
- F. Submit final plans, quantities, cost and special conditions to the Town of Addison

PART II: BIDDING PHASE

- A. Provide 15 sets of 8 ½" by 11" construction documents and specifications. The Town of Addison Finance Department will perform distribution of these documents.
- B. Provide a basic notice of bid advertisement. The Town of Addison will do advertisement.
- C. Open bid documents at the Town of Addison Finance Department, checking bids for accuracy, performing reference checks of the low bidder, and recommending award of contract.
- D. Prepare any addenda.

PART III: CONSTRUCTION PHASE

- A. Attend preconstruction meeting and provide responses to requests for information or clarification to the Town of Addison or contractor.
- B. Prepare any necessary change orders during construction.

PART IV: SPECIAL SERVICES

- A. Survey for design (none provide for this contract)
- B. Printing documents and courier cost

PART V: EXCLUSIONS

- A. Detail "item by item" quantity estimate
- B. Roadway design
- C. Water main or sanitary sewer design
- D. Surveying
- E. SWPPP
- F. Profiling existing utilities (Sanitary Sewer, Storm Drainage & Private Utilities etc.)

- G. Drainage Calculations or maps
- H. Traffic Control Plans
- I. Right-of-way parcel descriptions.
- J. Detailed construction staking.
- K. Full time construction inspection.
- L. Preparation of easement descriptions and exhibits.
- M. Internal inspection of sanitary sewer lines.
- N. Field location (Pot-holing) of water and sewer services or any other underground utility or service.
- O. Trench excavation safety plan.
- P. Sidewalk design.
- Q. Utility Locate Service
- R. Structural design of any kind
- S. HEC II & Hydraulic Studies
- T. Geotechnical reports (To be provided by the Contractor)

Ron Whitehead
City Manager
Town of Addison

Date

Quinn G. Spann, Jr., P.E.
Associate / Project Manager
GSWW, Inc

Date

(Section 2)**PAYMENT SCHEDULE**

Payment for engineering services described under (Section 1) - Parts I, II, and III shall be on an hourly basis with the amount not to exceed, without prior written approval, Eleven Thousand One Hundred and Twenty Dollars and Zero Cents (\$11,120.00).

The not to exceed amount for Part IV, Special Services is \$840.00.

The maximum overall fee established herein shall not be exceeded without written authorization from the Town of Addison, based on increased scope of services.

The following is a summary of the estimated charges for the various elements of the proposed services:

Part IA: Project Data Collection
 Part IB: Preliminary Design
 Part IC: Final Design
 Part II: Bid Phase Services
 Part III: Construction Phase

Estimated Basic Services Subtotal: (Hourly)	\$ <u>11,120.00</u>
Part IV: Special Services:	
a) Survey for Design (none)	\$ <u>0.00</u>
b) Printing & Courier	\$ <u>840.00</u>
Estimated Special Services Subtotal: (Time and Materials Costs Not to Exceed)	\$ <u>840.00</u>
Total Maximum Fee Not to Exceed	\$ <u>11,960.00</u>

(Section 3)

PROJECT COMPLETION SCHEDULE

Project Data Collection _____	1	weeks
Preliminary Design _____	6	weeks
Town of Addison Review _____	4	weeks
Final Design _____	4	weeks
Bidding _____	8	weeks
Construction/Utility Relocations _____	8	weeks

Total Estimated Completion Time 31 weeks

BACK - UP DATA		Page 2 of 2				
Town Of Addison Westfield Court Water Service Line Replacement		Concept Prelim Detail X Change		Made: LDD	Check: RGS	
				Date: 2/3/2004	Date:	
NO. OF DWGS	DRAWING / TASK DESCRIPTION	STAFFING REQUIREMENTS				
		Principal	Project Manager	Project Engineer	Design Engineer	Clerical
	I. PRELIMINARY DESIGN PHASE					
	Project Set-Up & Coordination	0	4	0	0	0
	Data Acquisition	0	4	8	0	0
	Preliminary Plans					
	Cover Sheet	0	0	1	0	0
	Plan view sketch	0	1	2	8	0
	Typical examples (3)	0	1	2	16	0
	Quantities & Cost Estimates	0	0	2	0	0
	Progress Meetings	0	4	0	0	0
	II. FINAL DESIGN PHASE		0	0	0	0
	Incorporate City Review Comments	0	1	1	8	0
	Misc. Details	0	0	1	4	0
	Specifications	0	2	24	0	0
	Quantities & Cost Estimates	0	0	12	0	0
	III. BID PHASE SERVICES		0	0	0	0
	Provide Documents & Answer Ques.	0	0	0	0	0
	Attend Bid Opening	0	2	2	0	0
	Tabulate Bids	0	0	4	0	0
	Evaluate Bids & Low Bidders	0	2	2	0	0
	IV. CONSTRUCTION ADMINISTRATION		0	0	0	0
	Attend Pre-Const Meeting	0	0	0	0	0
	Review Shop Drawings	0	0	0	0	0
	Prepare Change Orders	0	0	0	0	0
	Site Visits & Final Inspection	0	0	0	0	0
	As-Built Drawings	0	0	0	0	0
	Total	0	21	61	36	0
Total Dwgs 0	Dwg Hours = 118 = #DIV/0! Total Dwgs 0	Total Hours by Classification				
		ENGR:	82	CLERICAL:	0	
		TECH:	36	TOTAL HOURS:	118	

EXHIBIT "A"
(Section 1)
SCOPE OF ENGINEERING SERVICES
FOR
Westfield Court Water Service Line Replacement (25 Long Services)
Along Vintage Ln., Old Town Rd., & Heritage Ln.

PART IA: PROJECT DATA COLLECTION

- A. Obtain roadway, storm sewer, water & sanitary sewer as-builts from the Town of Addison.
- B. Review existing Town of Addison standards, specifications and special requirements regarding street and waterline construction.
- C. Meet with Town of Addison personnel to determine the extent of utility replacement and any other items.
- D. Meet with Town of Addison personnel to determine any special conditions that may affect project design and construction.

PART IB: PRELIMINARY DESIGN

- A. Utilize As-Built drawings, provided by the Town, of Westfield Court to use as a base drawing for existing conditions of paving, sidewalk, and water & sewer services. Sketch in mailboxes. (There will be no surveying topographics for this project, nor elevations.). Plot the overall sketch of curb, sidewalk, water & sanitary sewer plan view, 11" X 17" sheets to scale. Drives and mailboxes will not be included in the sketch.
- B. Show approximate lot lines based upon As-Built plans of Westfield Court. The exact lot corners will not be field verified or located by a surveyor.
- C. Submit three sets of preliminary construction specification booklets at 65% and 95% for Town of Addison staff review and comments.
- D. Prepare and submit any special condition requirements.
- E. Prepare opinion of probable cost based on preliminary design.
- F. Maintain contact with the Town of Addison personnel during the project design.

PART IC: FINAL DESIGN

- A. Incorporate Town of Addison review comments into final design

- B. Prepare final quantity summary, which will only state the number of services to be replaced (one single bid item).
- C. Finalize any special conditions to the contract documents.
- D. Submit three sets of pre-final construction specification booklets, quantity of service replacements, opinion of probable cost and special conditions to Town of Addison staff for final review.
- E. Incorporate Town of Addison review comments of final design.
- F. Submit final plans, quantities, cost and special conditions to the Town of Addison

PART II: BIDDING PHASE

- A. Provide 15 sets of 8 1/2" by 11" construction documents and specifications. The Town of Addison Finance Department will perform distribution of these documents.
- B. Provide a basic notice of bid advertisement. The Town of Addison will do advertisement.
- C. Open bid documents at the Town of Addison Finance Department, checking bids for accuracy, performing reference checks of the low bidder, and recommending award of contract.
- D. Prepare any addenda.

PART III: CONSTRUCTION PHASE

- A. Attend preconstruction meeting and provide responses to requests for information or clarification to the Town of Addison or contractor.
- B. Prepare any necessary change orders during construction.


PART IV: SPECIAL SERVICES


- A. Survey for design (none provide for this contract)
- B. Printing documents and courier cost

PART V: EXCLUSIONS

- A. Detail "item by item" quantity estimate
- B. Roadway design
- C. Water main or sanitary sewer design
- D. Surveying
- E. SWPPP
- F. Profiling existing utilities (Sanitary Sewer, Storm Drainage & Private Utilities etc.)
- G. Drainage Calculations or maps
- H. Traffic Control Plans
- I. Right-of-way parcel descriptions.
- J. Detailed construction staking.
- K. Full time construction inspection.
- L. Preparation of easement descriptions and exhibits.

- M. Internal inspection of sanitary sewer lines.
- N. Field location (Pot-holing) of water and sewer services or any other underground utility or service.
- O. Trench excavation safety plan.
- P. Sidewalk design.
- Q. Utility Locate Service
- R. Structural design of any kind
- S. HEC II & Hydraulic Studies
- T. Geotechnical reports (To be provided by the Contractor)


Mike Murphy, P.E.
Director of Public Works
Town of Addison

 2-6-04
Quinn G. Spann, Jr., P.E. Date
Associate / Project Manager
GSWW, Inc

(Section 2)

PAYMENT SCHEDULE

Payment for engineering services described under (Section 1) - Parts I, II, and III shall be on an hourly basis with the amount not to exceed, without prior written approval, Eleven Thousand One Hundred and Twenty Dollars and Zero Cents (\$11,120.00).

The not to exceed amount for Part IV, Special Services is \$840.00.

The maximum overall fee established herein shall not be exceeded without written authorization from the Town of Addison, based on increased scope of services.

The following is a summary of the estimated charges for the various elements of the proposed services:

- Part IA: Project Data Collection
- Part IB: Preliminary Design
- Part IC: Final Design
- Part II: Bid Phase Services
- Part III: Construction Phase

Estimated Basic Services Subtotal: (Hourly)	\$ <u>11,120.00</u>
Part IV: Special Services:	
a) Survey for Design (none)	\$ <u>0.00</u>
b) Printing & Courier	\$ <u>840.00</u>
Estimated Special Services Subtotal: (Time and Materials Costs Not to Exceed)	\$ <u>840.00</u>
Total Maximum Fee Not to Exceed	\$ <u>11,960.00</u>

(Section 3)

PROJECT COMPLETION SCHEDULE

Project Data Collection _____	1	weeks
Preliminary Design _____	7	weeks
Town of Addison Review _____	3	weeks
Final Design _____	4	weeks
Bidding _____	8	weeks
Construction/Utility Relocations _____	8	weeks

Total Estimated Completion Time 31 weeks

Steve Chutchian

To: Jerry Davis
Subject: RE: Water Service Line Replacements

Jerry: Jim and I looked at your justification for the water service replacement program. It looks good. However, can you also incorporate the location & addresses of prior repairs over the last two year period into this justification. This should complete the information needed to submit to the City Manager. Thanks.

Steve C.

-----Original Message-----

From: Jerry Davis
Sent: Tuesday, March 02, 2004 11:55 AM
To: Jim Pierce; Steve Chutchian
Cc: Mike Murphy
Subject: RE: Water Service Line Replacements

Steve, we have repaired and/or replaced over 107 copper service lines in the Waterford, Grand sub-division since the year 2000. Average is about 27 a year. Attached is a justification we wrote up for our 5 year plan. Let me know if you would like more info.

<< File: Water Service Replacement Program.doc >>

Jerry Davis, Utilities Superintendent
972-661-1693

-----Original Message-----

From: Jim Pierce
Sent: Tuesday, March 02, 2004 11:37 AM
To: Steve Chutchian
Cc: Jerry Davis; Mike Murphy
Subject: Water Service Line Replacements

Steve: As per our meeting with Ron yesterday, we need to justify this project. Get with Jerry to compile leak history etc and lets prepare a letter justification for Ron. Al this will be needed and useful for when we meet with the residents too.

Jim Pierce, P.E.
Assistant Public Works Director
P.O. Box 9010
Addison, TX 75001-9010
972-450-2879

Water Service Replacement Program

The water service line replacement program will be replacing the cathodic protection program. Public Works staff has evaluated the most efficient and feasible way to improve the existing copper service lines in the Waterford Court I&II and Grand I&II sub-divisions is to replace the lines that are deteriorating. Utilities crews in the past five years have been repairing an average of 27 copper service lines a year. The water service line replacement program will consist of replacing an average of 30 service lines a year for a period of 10 years.

2003 – 2004: Vintage Ln., Heritage Ln., Old Town Rd.; 24 Homes	\$72,000.00
2004 – 2005: Lakeside Ct., Lexus Ave., Sherry Ln.; 24 Homes	\$72,000.00
2005 – 2006: Waterview Cir., Wayside Ct., Bentwater Ct.; 38 Homes	\$114,000.00
2006 – 2007: Park Place, Ridgelake, lakeview, Weller Run; 38 Homes	\$114,000.00
2007 – 2008: Chancey Ln., Camden Ct., Chatham Dr.; 31 Homes	\$93,000.00
2008 – 2009: Chatham Ct., Lakeway Ct.; 24 Homes	\$72,000.00
2009 – 2010: Waterside Ct., Waterford Dr.; 27 Homes	\$81,000.00
2010 – 2011: Grand Addison II 48 Homes	\$144,000.00
2011 – 2012: Grand Addison III Phase I (S.Side) 32 Homes	\$96,000.00
2012 – 2013: Grand Addison III Phase II (N.Side) 32 Homes	\$96,000.00



GSWW, Inc.

11117 Shady Trail · Dallas, TX 75229
972.620.1255 , 972.620.8028 Fax

LETTER OF TRANSMITTAL

DATE: May 7, 2004	JOB NO: 1036-002
ATTENTION:	
RE: Westfield Court Water Service Replacement	

TO Steve Chutchian, P.E.

 Town of Addison

 P.O. Box 9010

 Addison, Texas 75001-9010

 972-450-2860

WE ARE SENDING YOU Attached Under separate cover via _____ the following items:
 Shop drawings Prints Plans Samples Specifications
 Copy of letter Change Order _____

COPIES	DATE	NO.	DESCRIPTION
3	5/7/04		Preliminary Plans & Spec.

THESE ARE TRANSMITTED as checked below:

- | | | |
|------------------------|--------------------------|--------------------------------------|
| For approval | Approved as submitted | Resubmit _____ copies for approval |
| For your use | Approved as noted | Submit _____ copies for distribution |
| As requested | Returned for corrections | Return _____ corrected prints |
| For review and comment | | |

FOR BIDS DUE _____ 20 _____ PRINTS RETURNED AFTER LOAN TO US

REMARKS Steve, Sorry that this took so long.

COPY TO _____

SIGNED

 Quinn G. Spann, Jr., P.E.

If enclosures are not as noted, kindly notify us at once.



July 6, 2004

Steve Chutchian, P.E.
Town of Addison
16801 Westgrove Dr.
P.O. Box 9010
Addison, TX 75001

Re: Westfield Court Water Service Replacement

Dear Mr. Chutchian:

Enclosed is our invoice for work performed from Inception through July 2, 2004, for the referenced project.

Work performed during this period includes:

Developed bid documents with design sketches in the bid book.

Work programmed during the next period includes:

Finalize the bid book.

If you have any questions regarding this invoice or work performed to date, please call.

Sincerely,

GUTIERREZ, SMOUSE, WILMUT & ASSOC., INC.

Quinn G. Spann, Jr., P.E.
Associate / Project Manager

Enclosures



GSDW, Inc.

11117 Shady Trail - Dallas, TX 75229
972.620.1255 , 972.620.8028 Fax

LETTER OF TRANSMITTAL

DATE: August 24, 2004	JOB NO: 1036-002
ATTENTION:	
RE: Westfield Court Water Service Replacement	
Bid No: 04-34	

TO Steve Chutchian, P.E.

 Town of Addison

 16801 Westgrove Dr.

 Addison, Texas 75001-9010

 972-450-2860

WE ARE SENDING YOU Attached Under separate cover via _____ the following items:
 Shop drawings Prints Plans Samples Specifications
 Copy of letter Change Order _____

COPIES	DATE	NO.	DESCRIPTION
1	8/24/04		Final signed and sealed plans & specs (hard copy and CD of .pdf files)

THESE ARE TRANSMITTED as checked below:

- | | | |
|------------------------|--------------------------|--------------------------------------|
| For approval | Approved as submitted | Resubmit _____ copies for approval |
| For your use | Approved as noted | Submit _____ copies for distribution |
| As requested | Returned for corrections | Return _____ corrected prints |
| For review and comment | | |

FOR BIDS DUE _____ 20 _____ PRINTS RETURNED AFTER LOAN TO US

REMARKS Steve, Sorry that this took so long.

COPY TO _____

SIGNED
 Quinn G. Spann, Jr., P.E.

If enclosures are not as noted, kindly notify us at once.

04-34 Westfield Ct Water Service Replacement

Pre Bid Meeting

September 7, 2004 @ 2:00 PM

Company	Name	Address	Phone	Fax	Email
RKM Utilities	Harold Swann	2512 GLENN LN DALLAS, TX	972-241-2621	972-241-2624	hswann@SAC.BUREAU.NET
RKM Utility	Ryan Rudy	"	"	"	
Whitewater	Dave Cherryholmes	WACO 76705 6640 Old Mexia	254-863-5750	254-863-5698	
Jim Bowman Const	DAWN LANKFORD	1111 SUMMIT AVE #1 PLANO 75074	9/423 1313	9/423, 9447	dawn@bowmanconstruction.com
Jim Pierce	Town of Addison	PO Box 9010 Addison 75001	972-450-2879	972-450-2837	jpierce@ci.addison.tx.us
GSW, INC	QUINN SPANN	DALLAS 75229 1117 SHADY TRAIL	620-1255 972- 9226	972-620-8028	QSPANN@GSW-INC.COM
TOWN OF ADDISON	JENNIFER CRAWFORD	PO BOX 9010 ADDISON TEXAS	972 450 2800	972 450 2837	JANICEWANDER @ CI ADDISON, TEXAS
Town of Addison	Jerry Davir	" "	972-661-1693	972 716 0834	jdavir@ci.addison.tx.us
Town of Addison	Shanna Sims	" "	972-450-7089	972-450-7096	ssims@ci.addison.tx.us
DAVIS EXCAVATION	JASON WARREN	PO Box 1179 Vantykstine TX	214-733-8042	214-733-8043	jwarren@DAVIS EXCAVATION.COM
STEVE CHUTCHAN					

04-34 Westfield Ct Water Service Replacement
Pre Bid Meeting
September 7, 2004 @ 2:00 PM

Company	Name	Address	Phone	Fax	Email
RKM Utilities	Harold Sumner	2512 GLENDALIN DALLAS, TX	972-241-2621	972-241-2624	hsumner@SOLBLADEAL.NET
RKM Utility	Ryan Rudy	"	"	"	
Whitewater	Dave Cherryholmes	WACO 76705 6640 Old Mexia	254-863-5750	254-863-5698	
Jim Bowman Const	DAWN LANKFORD	1111 SUMMIT AVE #1 PLANO 75074	9/423 1313	9/423, 9447	dawn@bowmanconstruction.com
Jim Pierce	Town of Addison	PO Box 9010 Addison 75001	972-450-2879	972-450-2837	jpierce@ci.addison.tx.us
GSWW, INC	QUINN SPANN	DALLAS 75229 1117 Shady TRAIL	620-1255 972- 9226	972-620-8028	QSPANN@GSWW-INC.COM
TOWN OF ADDISON	JENNIFER CEWANDER	PO BOX 9010 1512 ADDISON 75001	972 450 2810	972 450 2837	JCEWANDER@CI.ADDISON.TX.US
Town of Addison	Jerry Davis	" "	972-661-1693	972 716 0834	jdavis@ci.addison.tx.us
Town of Addison	Shanna Sims	" "	972-450-7089	972-450-7096	ssims@ci.addison.tx.us
DAVIS EXCAVATION	JASON WARREN	PO Box 1179 Wendy Istine TX	214-733-5042	214-733-8043	jwarren@DavisExcavation.com
STEVE CHUTCHAN					

04-34 Westfield Ct Water Service Replacement
 Pre Bid Meeting
 September 7, 2004 @ 2:00 PM

Company	Name	Address	Phone	Fax	Email
RKM Utilities	Harold Swann	2512 GLENN LN DALLAS, TX	972-241-2621	972-241-2624	hswann@SBCBLDEAL.NET
RKM Utility	Ryan Rudy	"	"	"	
Whitewater	Dave Cherryholmes	WACO 76705 6640 Old Mexia	254-863-5750	254-863-5698	
TIM BOWMAN CONST	DAWN LANKFORD	1111 SUMMIT AVE #1 PLANO 75074	972-423-1313	972-423-9447	dawn@bowmanconstruction.com
Jim Pierce	Town of Addison	P.O. Box 9010 Addison 75001	972-450-2879	972-450-2837	jpierce@ci.addison.tx.us
GSWW, INC	QUINN SPANN	DALLAS 75229 1117 SHady TRAIL	972-620-1255	972-620-8028	QSPANN@GSWW-INC.COM
TOWN OF ADDISON	JENNIFER WANDER	PO BOX 9010 ADDISON TEXAS	972-450-2810	972-450-2837	JWANDER@CI.ADDISON.TX.US
Town of Addison	Jerry Davis	" "	972-661-1693	972-716-0834	jdavis@ci.addison.tx.us
Town of Addison	Shanna Sims	" "	972-450-7089	972-450-7096	ssims@ci.addison.tx.us
DAVIS EXCAVATION	JASON WARREN	P.O. Box 1179 Wintylstine TX	214-733-8042	214-733-8043	jwarren@DAVSEXCAVATION.COM
STEVE CHUTCHAN					

04-34 Westfield Ct Water Service Replacement
 Pre Bid Meeting
 September 7, 2004 @ 2:00 PM

Company	Name	Address	Phone	Fax	Email
RKM Utilities	Harold Swann	2512 GLENDALN DALLAS, TX	972-241-2621	972-241-2624	hswann@SAC.BIGSAL.NET
RKM Utility	Ryan Rudy	"	"	"	
Whitewater	Dave Cherryholmes	WACO 76705 6640 Old Mexia	254-863-5750	254-863-5698	
Jim Bowman Const	DAWN LANKFORD	1111 SUMMIT AVE #1 PLANO 75074	972-423-1313	972-423-9447	dawn@browmanconstruction.com
Jim Pierce	Town of Addison	PO Box 9010 Addison 75001	972-450-2879	972-450-2837	jpierce@ci.addison.tx.us
GSW, INC	QUINN SPANN	DALLAS 75229 1117 Shady TRAIL	972-620-1255	972-620-8028	QSPANN@GSW-INC.COM
TOWN OF ADDISON	JENNIFER CEWAN	PO BOX 9010 ADDISON 75001	972-450-2810	972-450-2837	JCEWAN@CI.ADDISON.TX.US
Town of Addison	Jerry Davis	" "	972-661-1693	972-716-0834	jdavis@ci.addison.tx.us
Town of Addison	Shanna Sims	" "	972-450-7089	972-450-7096	ssims@ci.addison.tx.us
DAVIS EXCAVATION	JASON WARREN	PO Box 1179 Vantylstine TX	214-733-5042	214-733-8043	jwarren@D.V.S.EXCAVATION.COM
STEVE CHUTCHAN					