

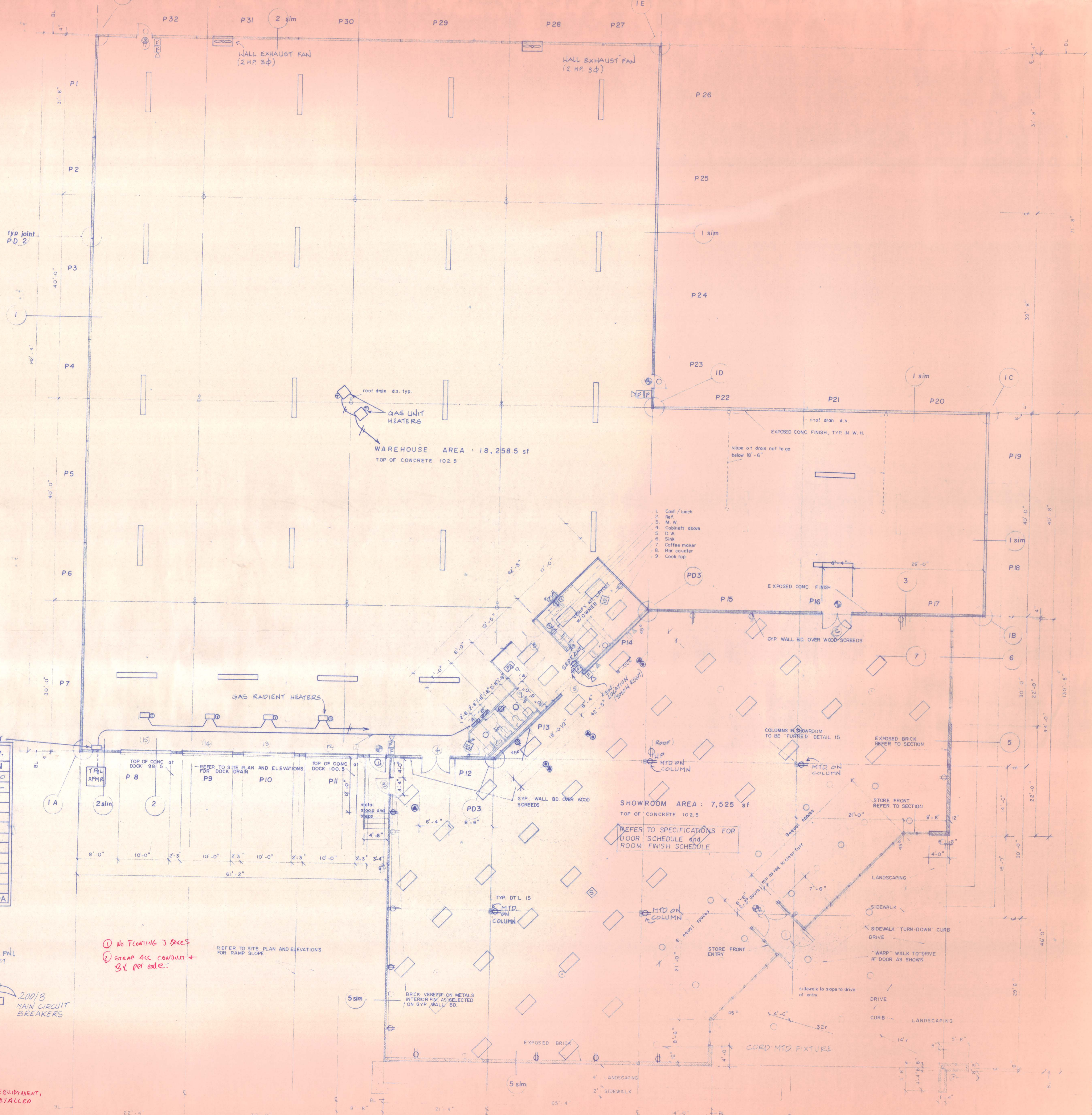
[Handwritten signature]

CHARLES R. LITTLE ARCHITECT

R. C. SMALL AND ASSOCIATES, INC.
GENERAL CONTRACTOR

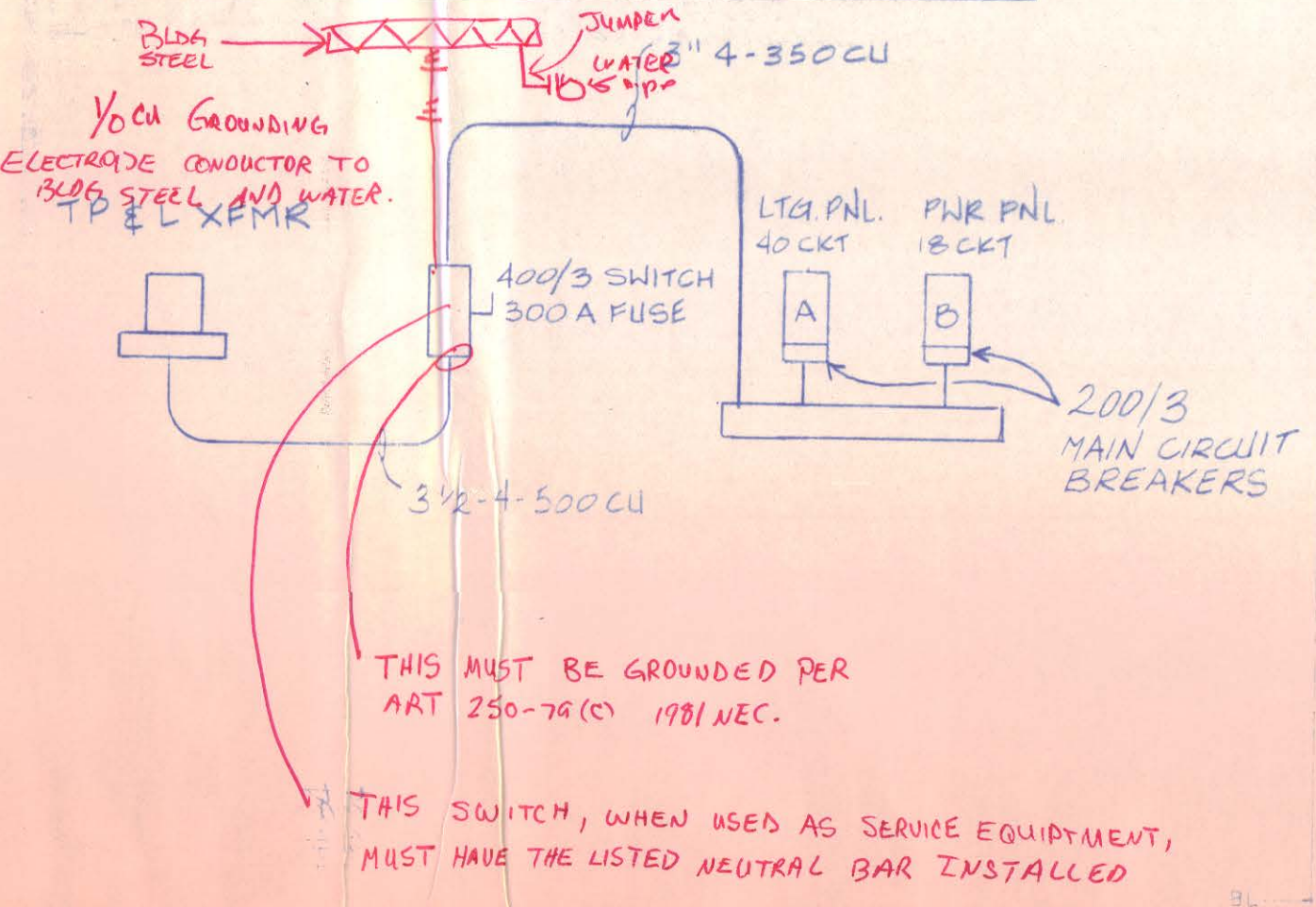
WAREHOUSE, OFFICE AND SHOWROOM
DALMAS ASSOCIATES, INC.

FLOOR PLAN



LOAD TABLE

Description	KW	A	B	C	N
LIGHTING	47	130	130	130	130
A/C	47.1	131	131	131	-
Total Load					
Total Available	94.1	261A	261A	261A	130A



- ① NO FLOATING J BOXES
- ② STRAP ALL CONDUIT - 3/4" PER CODE

Scale 1/8" = 1'-0"

2023 REVISED

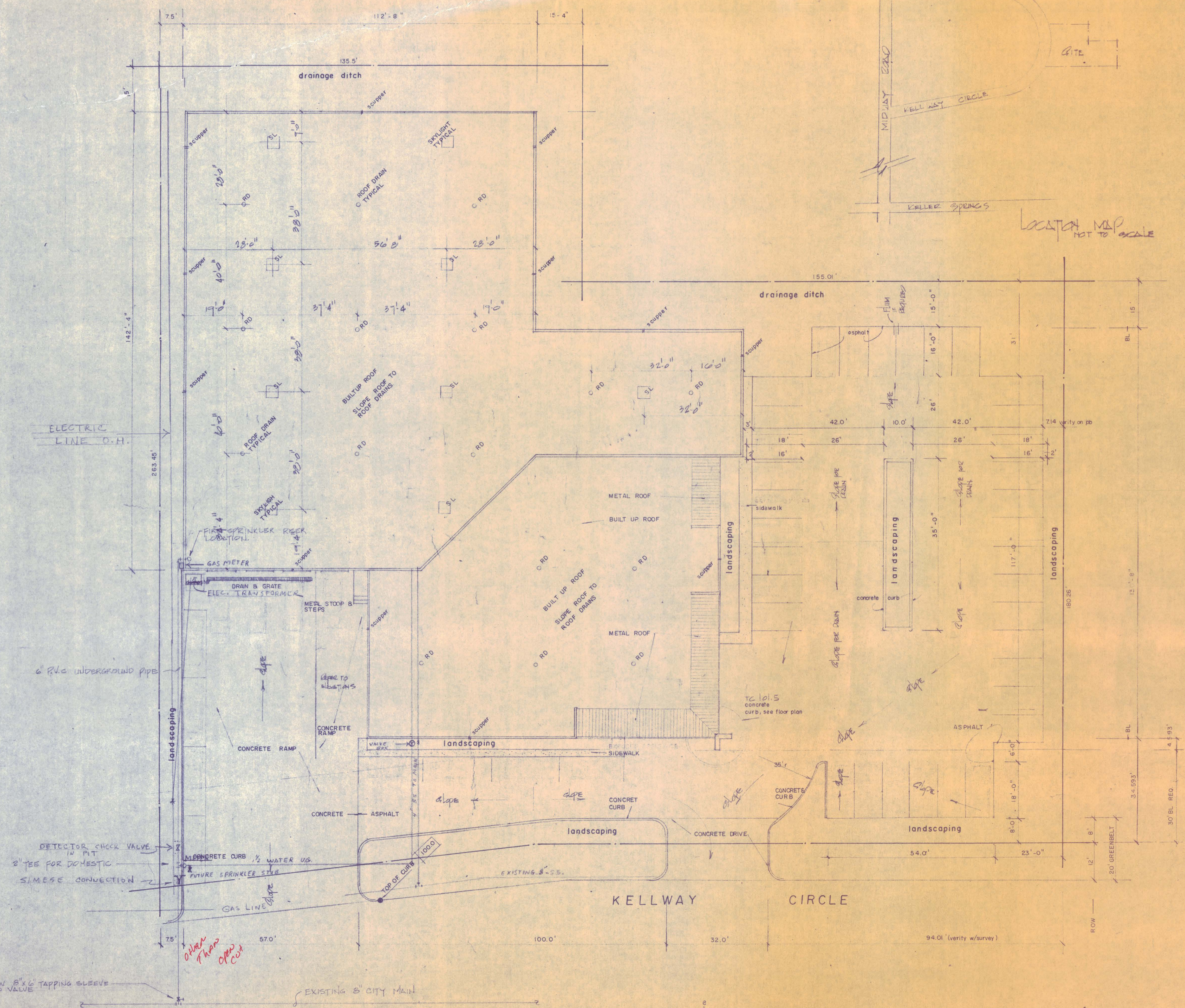
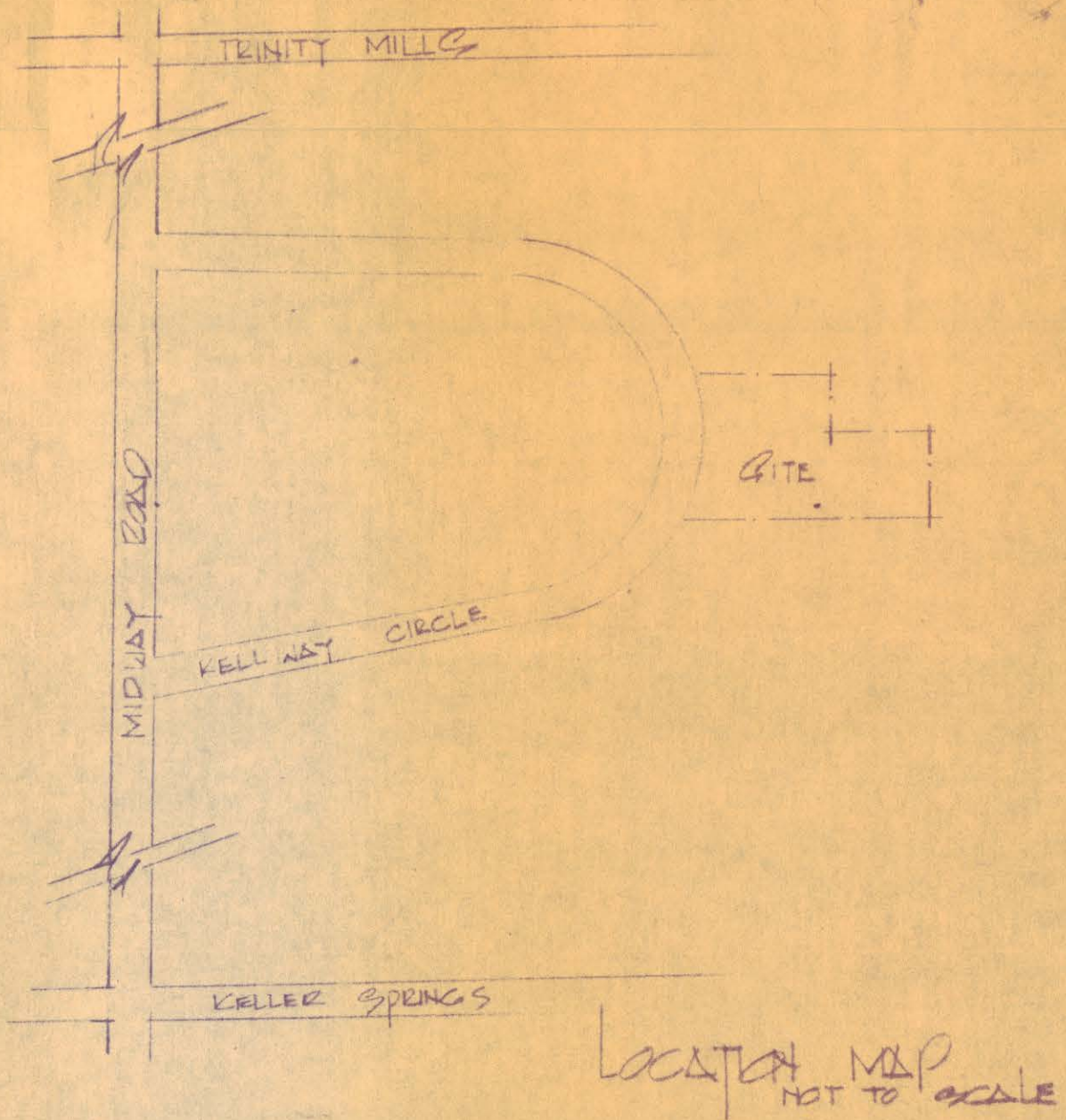
[Handwritten Signature]

CHARLES R. LITTLE - ARCHITECT

R. C. SMALL AND ASSOCIATES, INC.
GENERAL CONTRACTOR

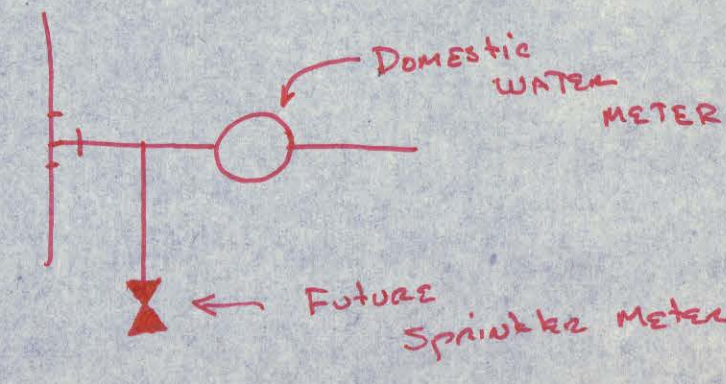
WAREHOUSE, OFFICE and SHOWROOM
DALMAS ASSOCIATES, INC.

MPE-1



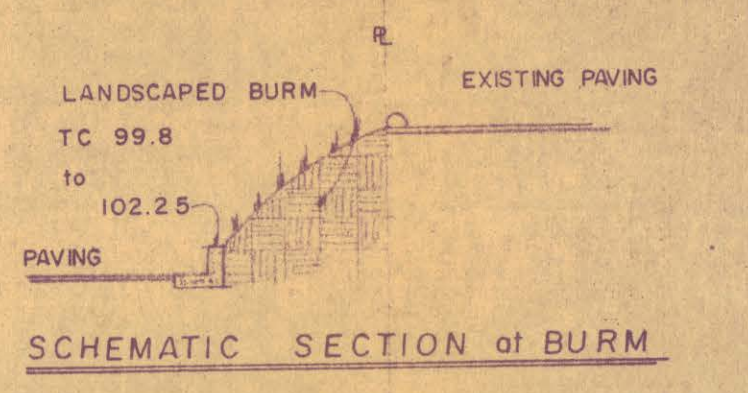
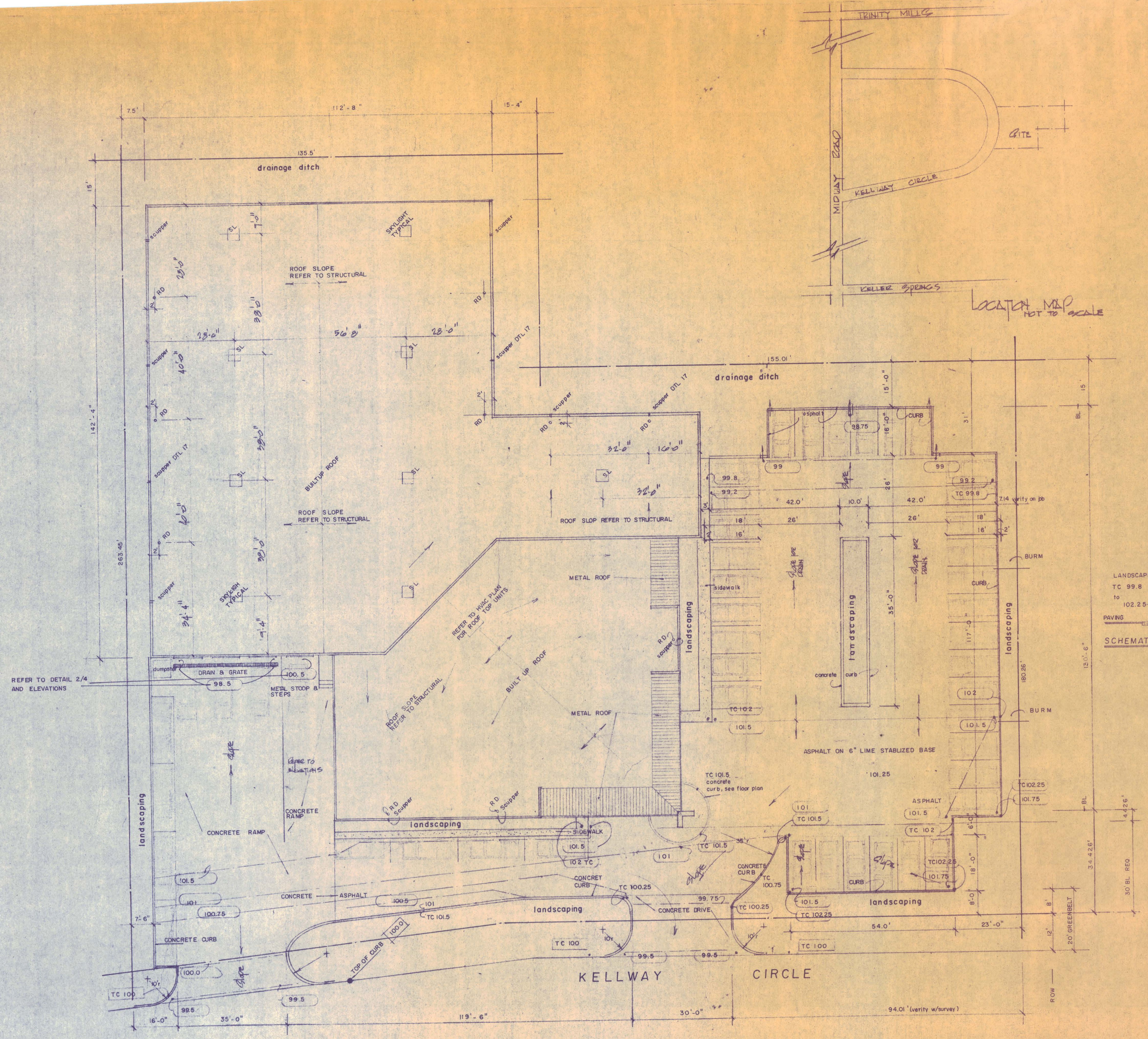
CITY OF ADDISON
APPROVED
FOR CONSTRUCTION
BUILDING DEPARTMENT

DATE 5-23-84
NOTES CONTRACTOR TO BE INSTRUCTED TO EXERCISE CARE IN MEASURING AND LOCATING ALL REQUIREMENTS OF BOTH NATIONAL AND LOCAL CODES AND FOR ORDINANCES APPLICABLE TO THIS PROJECT. APPROVAL OF THESE DRAWINGS SHALL NOT BE STRUED TO RELIEVE RESPONSIBILITY OF VARIANCE TO SUCH CODES.



Utilities Approved Only
Not Approved For Paving

11-12-84
11-12-84
11-12-84



CHARLES R. LITTLE - ARCHITECT

R. C. SMALL AND ASSOCIATES, INC. GENERAL CONTRACTOR

WAREHOUSE, OFFICE and SHOWROOM DALMAS ASSOCIATES, INC.

VERIFY ALL CONDITIONS w/ SURVEY and TOPO

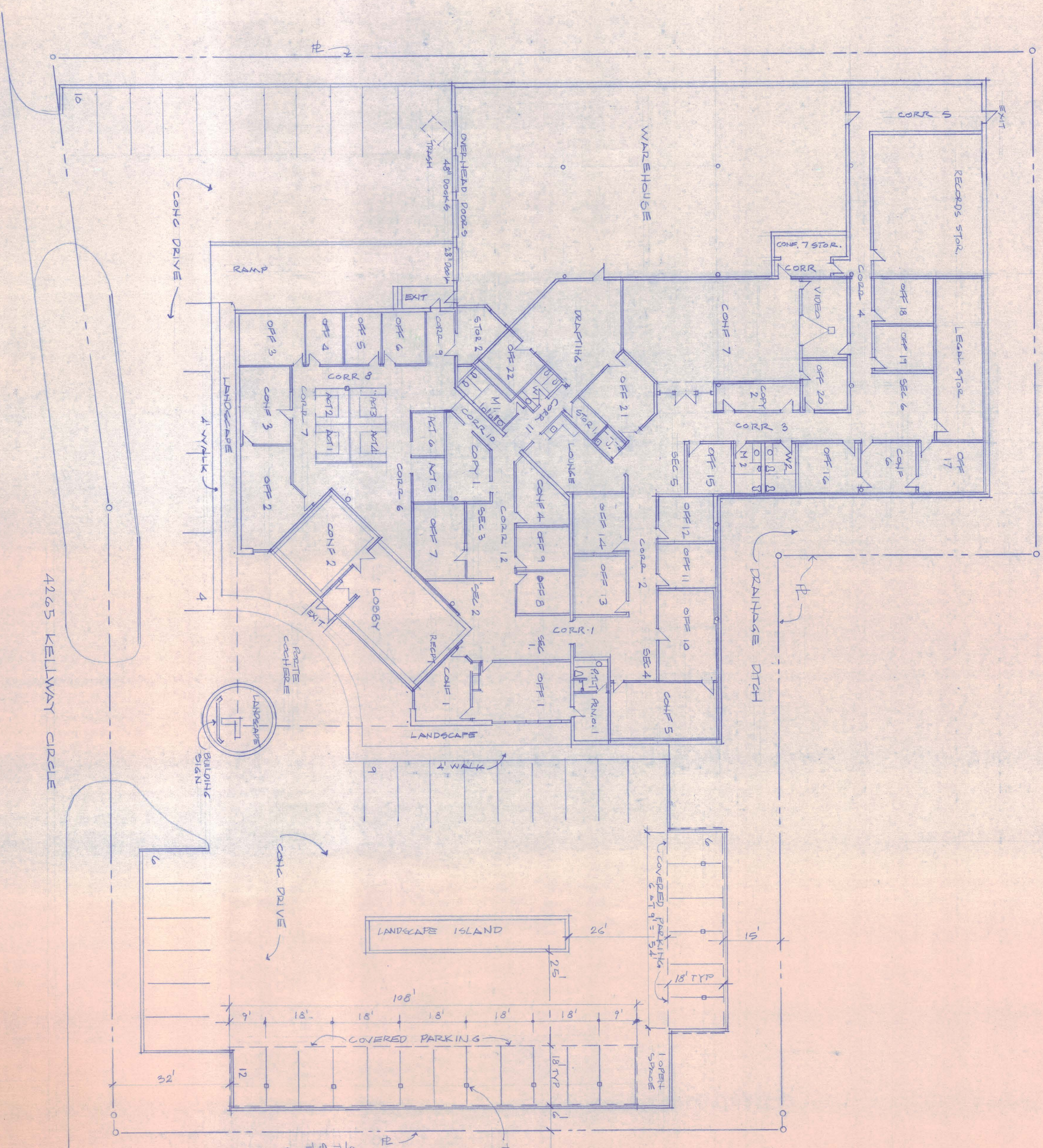
PLAN N SCALE 1" = 16'-0"

REFER TO APPENDIX
SITE PLAN
7-2-84
2-18-84
4-23-84
MAR 13 1984

7702
 7702
 KELLWAY CT

1-12-84

SITE PLAN WITH PROPOSED FINISH OUT AND COVERED PARKING
 EXISTING BUILDING FULLY SPRINKLERED
 4265 KELLWAY CIRCLE
 1/8" = 1'-0"
 NORTH



COVERED PARKING ANALYSIS
 TOTAL SPACES 18
 SIZE PER - 102 SF
 TOTAL COVERED 2916 SF
 SEE MARK STRUCTURAL
 DETAILS PROVIDED.

AREA ANALYSIS	
OFFICES, ACCOUNTING, SECRETARY, RECEPTION, DRIFTING	6370 SF.
CONFERENCE ROOMS (7)	3118 SF
COPY (2), LOUNGE, TOILETS (4) SMALL STORAGE (2)	1654 SF
Lobby, circulation (2)	5422 SF
TOTAL A/C AREA	16,564 SF
WAREHOUSE, RECORDS-LEGAL STOR.	8,436 SF
TOTAL BUILDING	25,000 SF

EMPLOYEES	
OFFICES	22
ACCOUNTING & SECRETARY	6
RECEPTION	1
DRIFTING	1
WAREH/COPY	1
TOTAL EMPL.	37
TOTAL CONFERENCE	7

PARKING	
PROVIDED	48
AREA:	4370
	3118
	9488
	+ 300 = 32 GRDS

Glen H. Campbell
 Architect
 4265 Kellway Circle
 Addison, Texas 75244
 214/407-8400



4265 Kellway Circle
 Addison, TX 75244-2033
 (214) 407-8400 Phone
 (214) 407-8420 Fax

drawn by _____ date _____
 checked by _____ date _____
 approved by _____ date 7-22-76

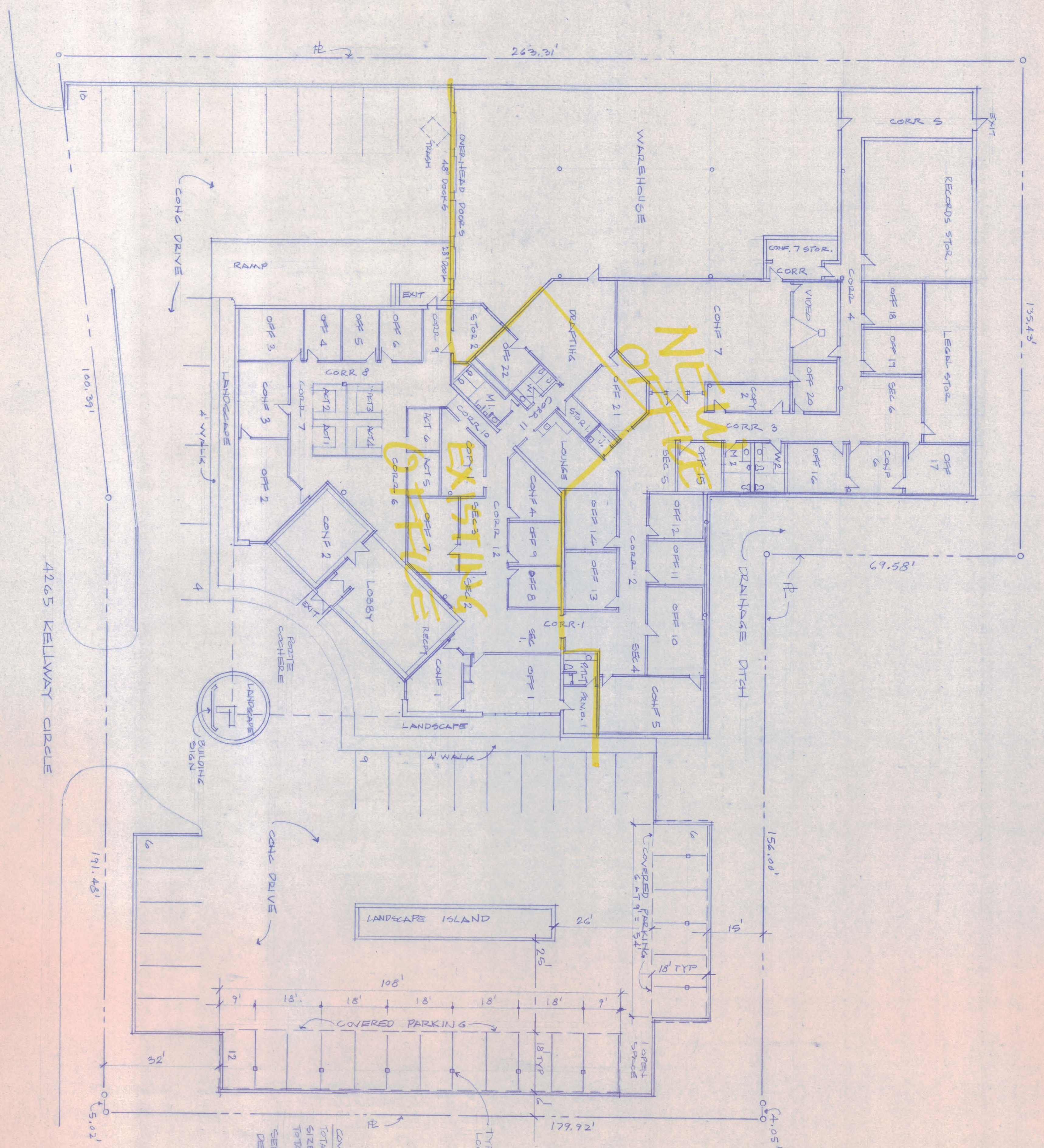
These drawings as instruments of service, remain the property of the architect. Any changes, publication, or unauthorized use is prohibited unless expressly approved.

date	no.	revision	by

AREA ANALYSIS	
OFFICES, ACCOUNTING, SECRETARY, RECEPTION, DRAFTING	6370 SF
CONFERENCE ROOMS (7)	3118 SF
COPY (2), LOUNGE, TOILETS (4)	1654 SF
SMALL STORAGE (2)	5422 SF
LOBBY, CIRCULATION (2)	5422 SF
TOTAL A/C AREA	16,564 SF
WAREHOUSE, RECORDS-LEGAL STOR.	8,436 SF
TOTAL BUILDING	25,000 SF

EMPLOYEES	
OFFICES	22
ACCOUNTING & SECRETARY	6
RECEPTION	1
DRAFTING	1
WAREHS/COPY	1
TOTAL EMPL.	37

PARKING	
PROVIDED	48
AREA:	4370
	3118
	9488
÷ 300 =	32 CARS
TOTAL CONFERENCE	7



SITE PLAN WITH PROPOSED FINISH OUT AND COVERED PARKING
 EXISTING BUILDING FULLY SPRINKLERED
 LOTS 5 & 6, BLD 'B', BLVD W. N. PHASE 2 ADDISON, 1.449 AC
 1. CALL BRUCE GULLIS AT 450 2847 FOR PARKFLOW REQUIREMENTS AT WAREHOUSE.

COVERED PARKING ANALY.
 TOTAL SPACES 18
 SIZE PER 142 SF
 TOTAL COVERED 2916 SF
 SEE WRS. STRUCTURAL DETAILS PROVIDED.



Glen H. Campbell
 Architect
 4265 Kellway Circle
 Addison, Texas 75244
 214/407-8400

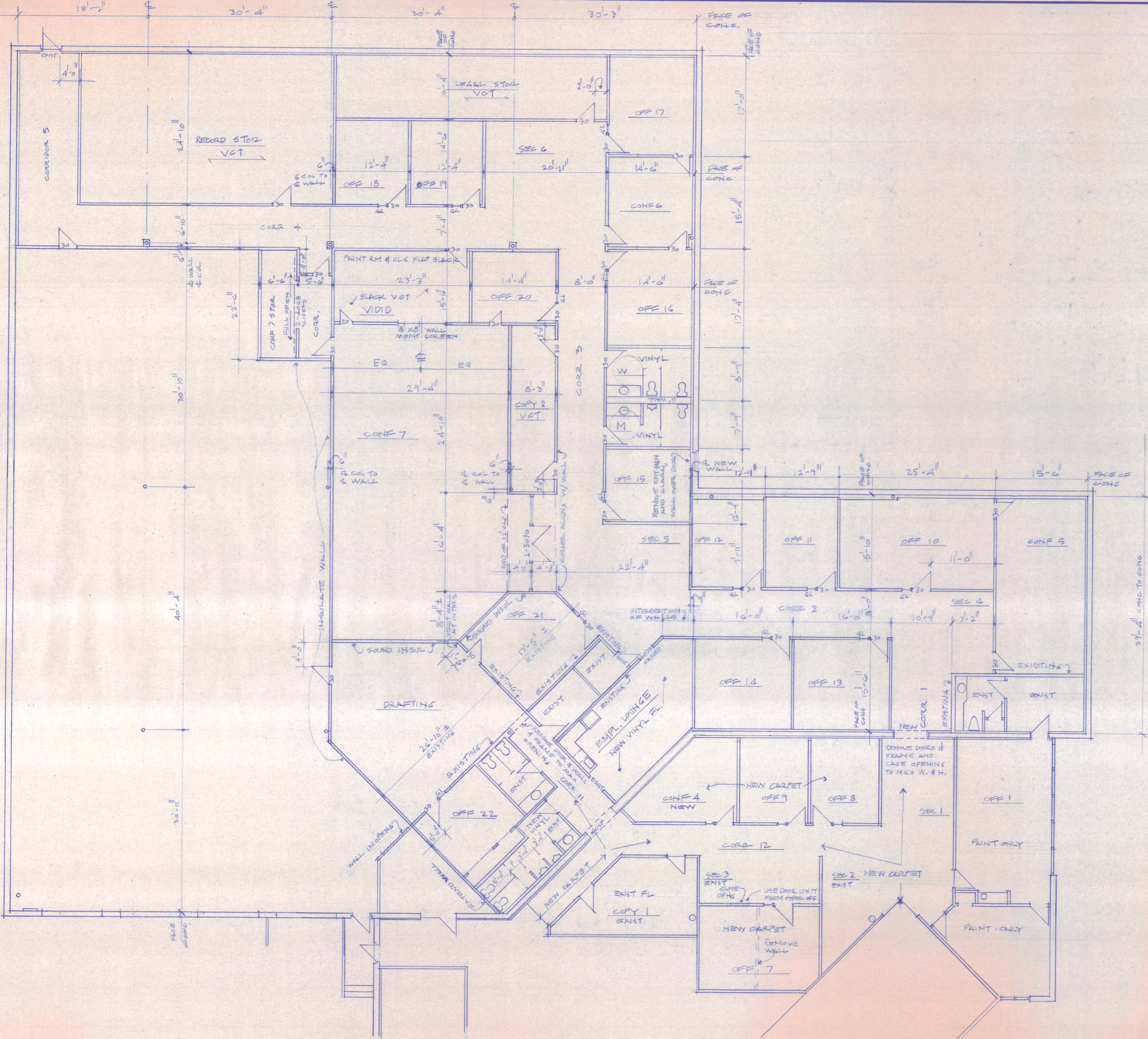


4265 Kellway Circle
 Addison, TX 75244-2033
 (214) 407-8400 Phone
 (214) 407-8420 Fax

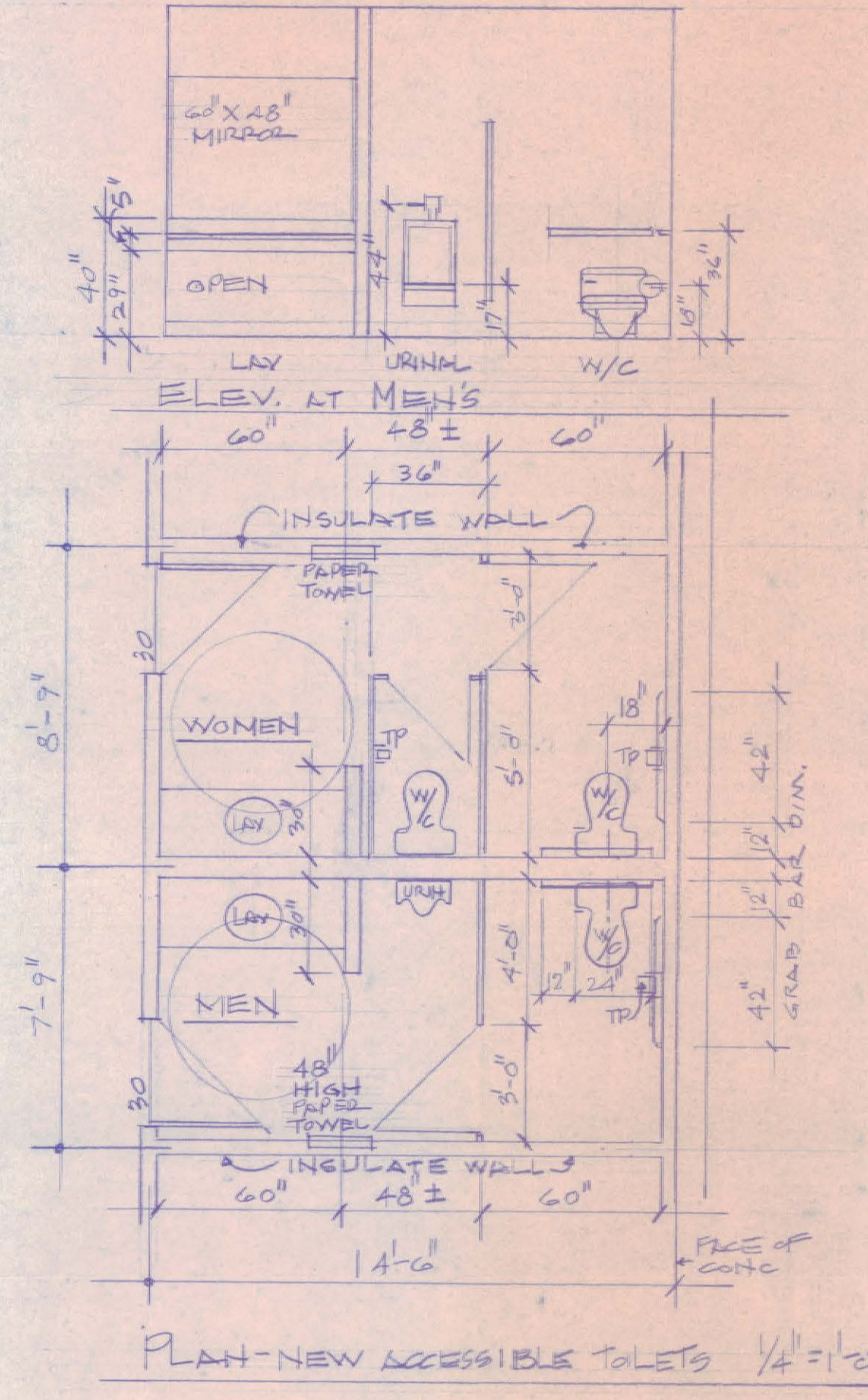
drawn by
 date
 checked by
 date
 approved by
 date 7-22-96

These drawings as instruments of service, remain the property of the architect. Any changes, publication, or unauthorized use is prohibited unless expressly approved.

date	no.	revision	by



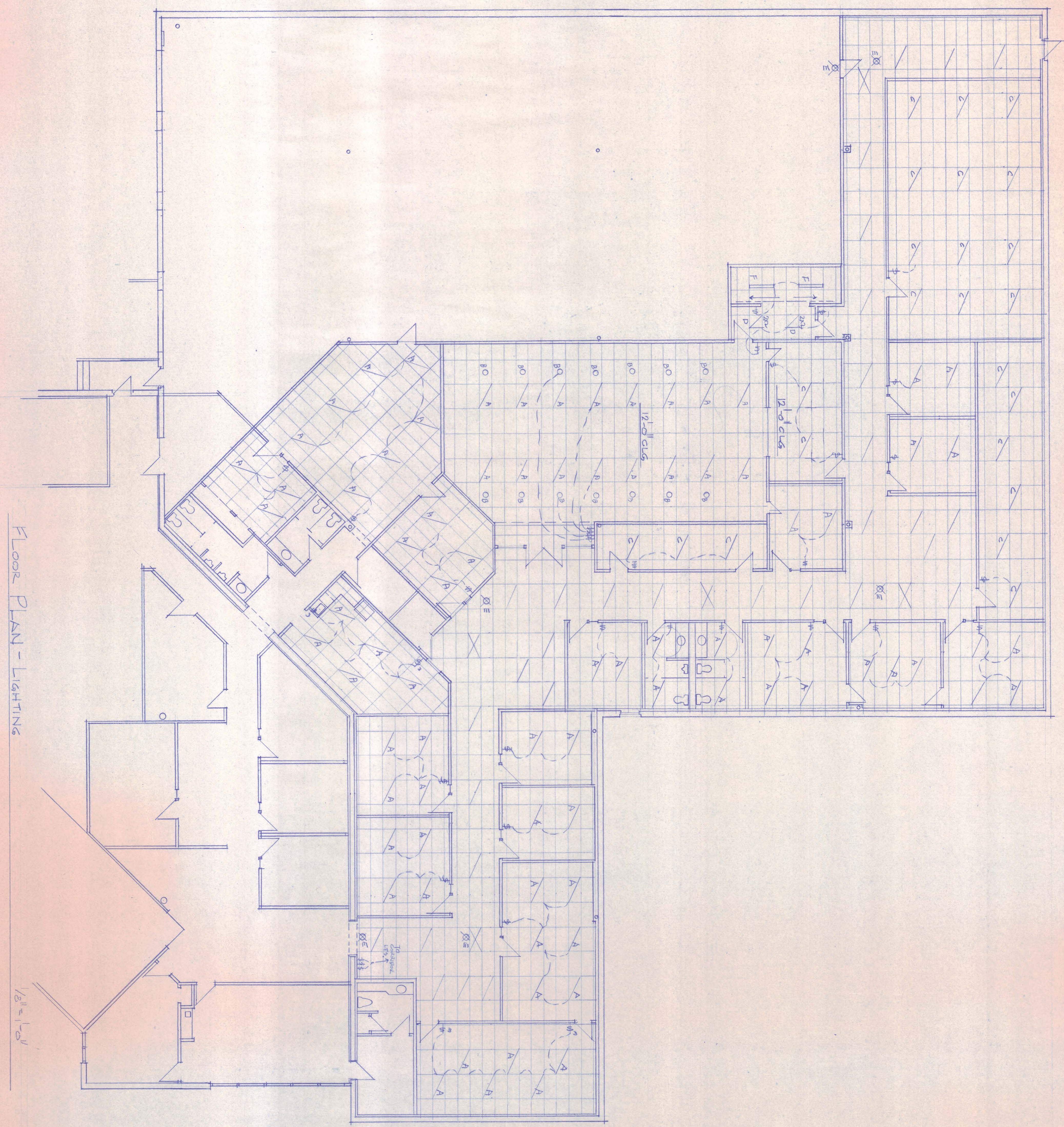
FLOOR PLAN - DIMENSION CONTROL 1/8" = 1'-0"



PLAN - NEW ACCESSIBLE TOILETS 1/4" = 1'-0"



<p>These drawings as instruments of service, remain the property of the architect. Any changes, publication or unauthorized use is prohibited unless expressly approved.</p>	
<p>drawn by date</p>	<p>checked by date</p>
<p>approved by date 7-22-96</p>	<p>date no. revision</p>
<p>4265 Kellway Circle Addison, TX 75244-2033 (214) 407-8400 Phone (214) 407-8420 Fax</p>	
<p>Greenbriar CORPORATION ...the assisted living company</p>	
<p>Glen H. Campbell Architect 4265 Kellway Circle Addison, Texas 75244 214/407-8400</p>	
<p>drawing no.</p>	<p>2</p>
<p>project no.</p>	<p>9991</p>



FLOOR PLAN - LIGHTING

1/8" = 1'-0"

LIGHTING SCHEDULE

- A - 3 BULB 2X4 FLUOR
 - B - 60W RECESSED CAN
 - E - EXIT
 - INDICATES DIRECT WIRE
 - C - REUSE EXISTING 4 BULB - 2X4 FLUOR
 - D - 2X2 FLUOR
 - F - 4.2 BULB FLUOR
- Smoke detectors req'd in non
parked area per listings But
in no case less than 60' o.c.*



Glen H. Campbell
Architect
4265 Kellway Circle
Addison, Texas 75244
214/407-8400



4265 Kellway Circle
Addison, TX 75244-2033
(214) 407-8400 Phone
(214) 407-8420 Fax

drawn by
date
checked by
date
approved by
date 7-22-96

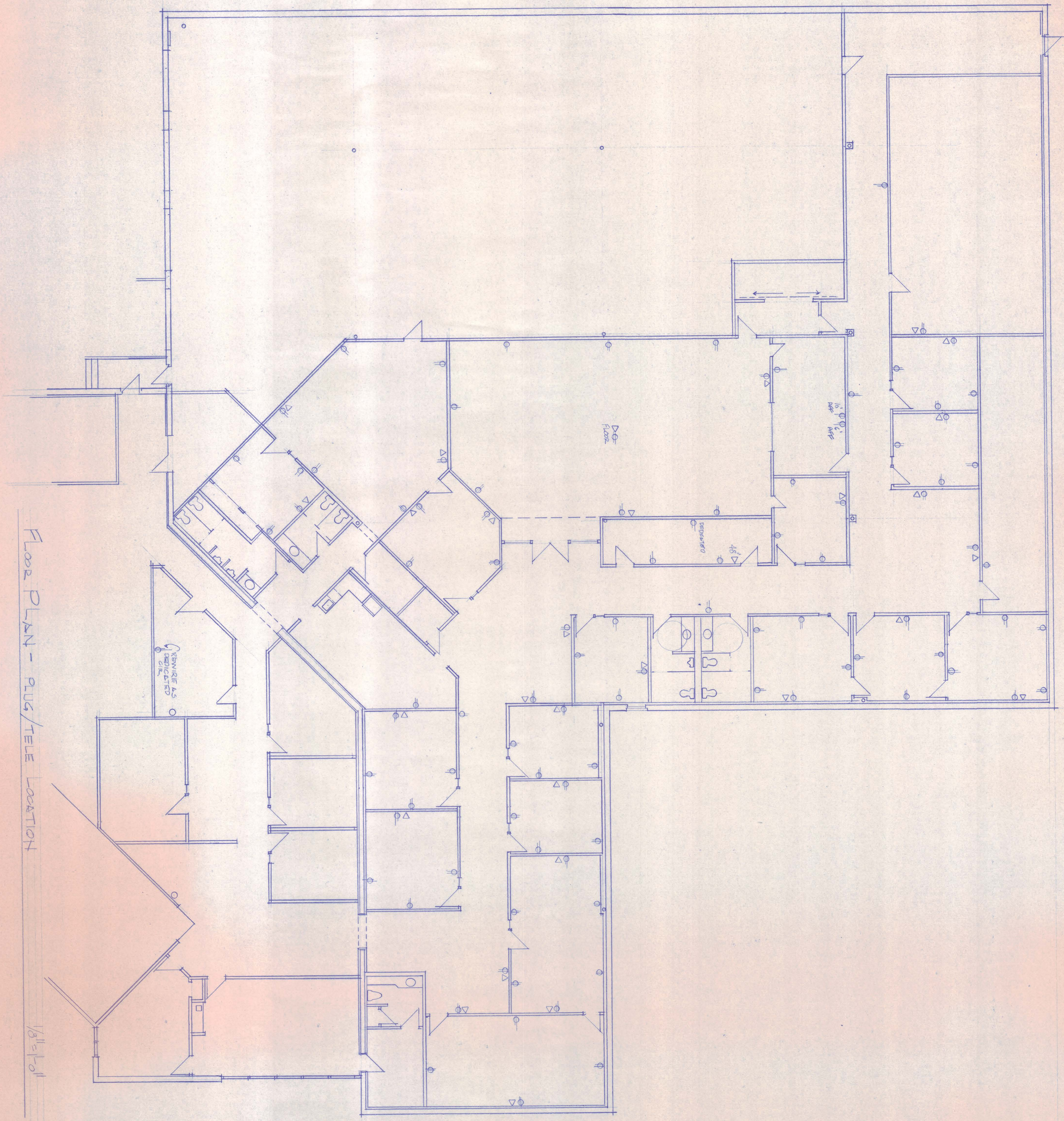
These drawings as instruments of service, remain the property of the architect. Any changes, publication, or unauthorized use is prohibited unless expressly approved.

date	no.	revision	by

DRAWING NO.

3

PROJECT NO.



Floor Plan - Plug/Tele Location

1/8" = 1'-0"



Glen H. Campbell
 Architect
 4265 Kellway Circle
 Addison, Texas 75244
 214/407-8400



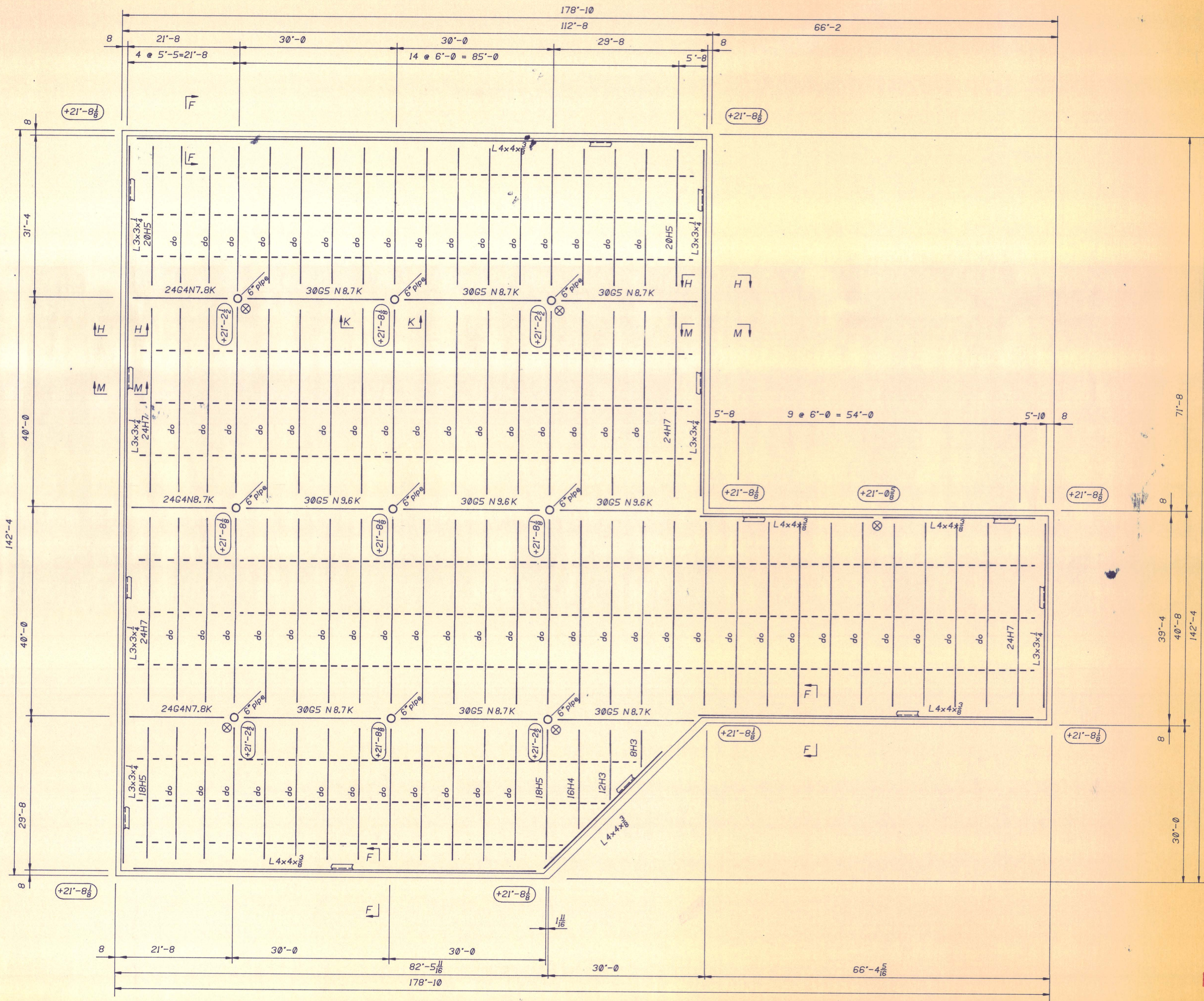
4265 Kellway Circle
 Addison, TX 75244-2033
 (214) 407-8400 Phone
 (214) 407-8420 Fax

drawn by _____
 date _____
 checked by _____
 date _____
 approved by _____
 date 7-22-96

These drawings as instruments of service remain the property of the architect. Any changes, publication, or unauthorized use is prohibited unless expressly approved.

date	no.	revision	by

project no. 4
 1512 Kellway Cir
 Addison, TX 75244



- NOTES:
- Design Loads:
 Live Load 20psf
 Dead Load 20psf
 Wind Load 20psf
 - Design of foundations, walls and drains by others.
 - See sheet S3 for sections.
 - ⊗ denotes roof drain.
 - denotes elevation above finish floor to bottom of deck.
 - Roof deck to be 1/2" type F, 22 gage, painted.

Don Clough 2/22/84

HIGH ROOF FRAMING PLAN

FOR APPROVAL ONLY DATE 3-1-84
 NOT FOR CONSTRUCTION

GENERAL FIELD NOTES:
 ERECTION SHALL BE IN ACCORDANCE WITH THE LATEST EDITION OF THE A.I.S.C. SPECIFICATIONS & CODE.

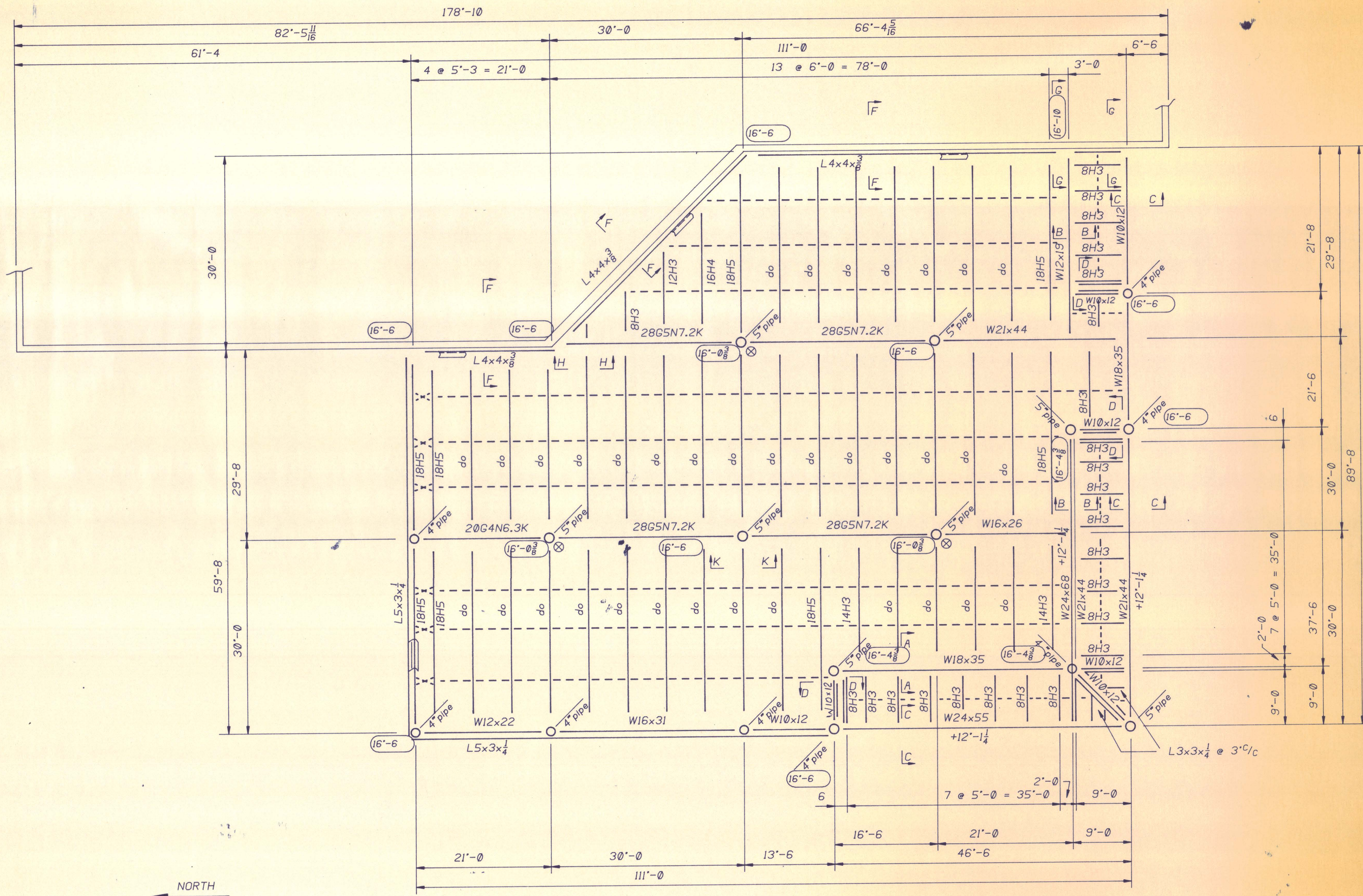
FIELD BOLTS SHOWN ON DETAIL SHEETS ADJACENT TO MEMBER ARE AS REQUIRED TO SUPPORT THAT MEMBER.
 EXAMPLES:
 12-3/4 HB 2-12-3/4 φ HIGH STR. BOLTS X 2"
 8-5/8 MB 1-3/4-8-5/8 φ MACH. BOLTS X 1-3/4"

ERECT ALL STEEL WITH SHIPPING MARK IN UPRIGHT POSITION AND IN SAME LOCATION AS SHOWN ON ERECTION PLAN.
 ALL FIELD WELDS TO BE MADE WITH E70xx ELECTRODES.
 FIELD BOLTS TO BE _____ UNLESS NOTED.

REVISIONS				PRINT RECORD			
DATE	NO.	BY	REMARKS	NO.	FOR	DATE	NO.
2/82	1	DEC	Added notes & sections	3	App 1	2-23	

CONTINENTAL STEEL COMPANY
 P.O. BOX 40880 GARLAND, TEXAS 75040
 (A/C 214) 494-1511

PROJECT: WAREHOUSE, OFFICE AND SHOWROOM	JOB NO: 2886
LOCATION:	
CUSTOMER: DALMUS ASSOCIATES, INC.	SHEET NO: 51 of 3
ARCHITECT: CHARLES R. LITTLE	
DRW BY: DEC	CHKD BY: DATE 2/84



- NOTES:
- ⊗ denotes drain.
 - denotes elevation above finish floor to bottom of deck.
 - See sheet S3 for sections.

Dou Clough 4/2/84

LOW ROOF FRAMING PLAN

FOR APPROVAL ONLY DATE 3-1-84
NOT FOR CONSTRUCTION

GENERAL FIELD NOTES:
FIELD BOLTS SHOWN ON DETAIL SHEETS ADJACENT TO MEMBER ARE AS REQUIRED TO SUPPORT THAT MEMBER.
ERECT ALL STEEL WITH SHIPPING MARK IN UPRIGHT POSITION AND IN SAME LOCATION AS SHOWN ON ERECTION PLAN.
ALL FIELD WELDS TO BE MADE WITH E70xx ELECTRODES.
FIELD BOLTS TO BE _____ UNLESS NOTED.

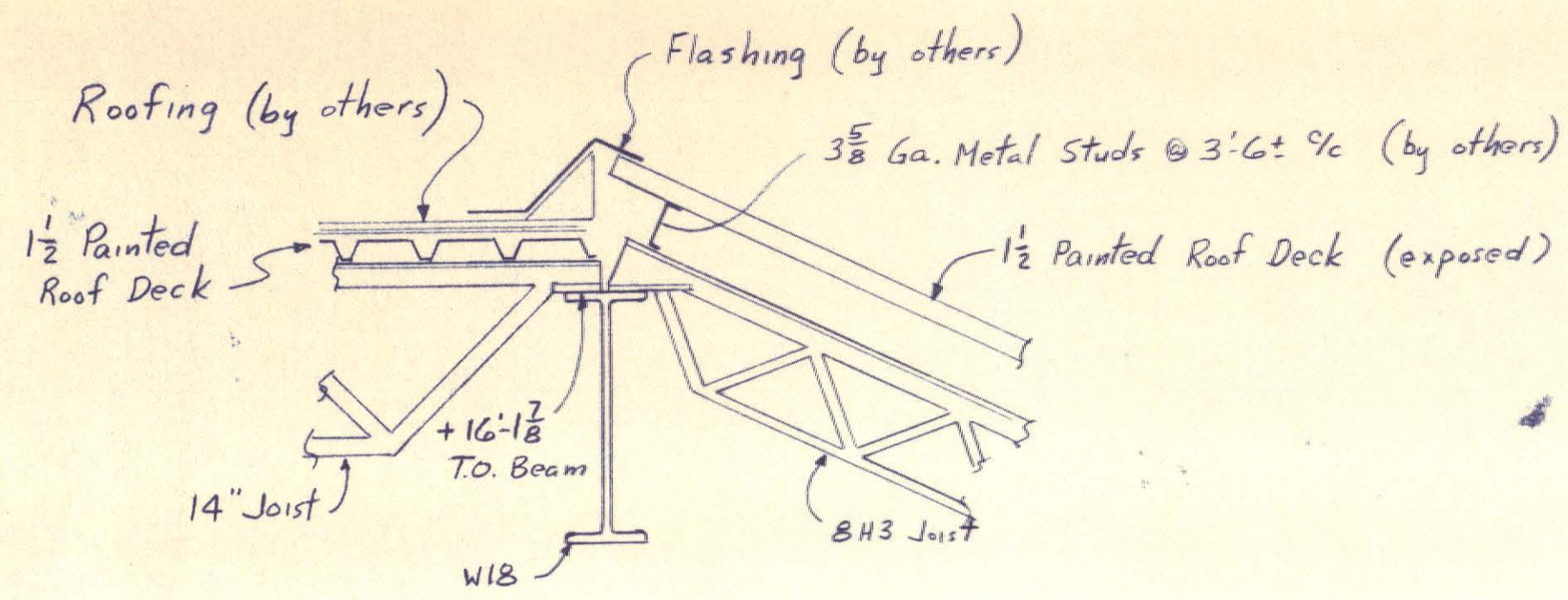
EXAMPLES:
12-3/4 HB 12-3/4 φ HIGH STR. BOLTS X 2"
8-5/8 MB 1-3/4 8-5/8 φ MACH. BOLTS X 1-3/4"

ERECT ALL STEEL WITH SHIPPING MARK IN UPRIGHT POSITION AND IN SAME LOCATION AS SHOWN ON ERECTION PLAN.
ALL FIELD WELDS TO BE MADE WITH E70xx ELECTRODES.
FIELD BOLTS TO BE _____ UNLESS NOTED.

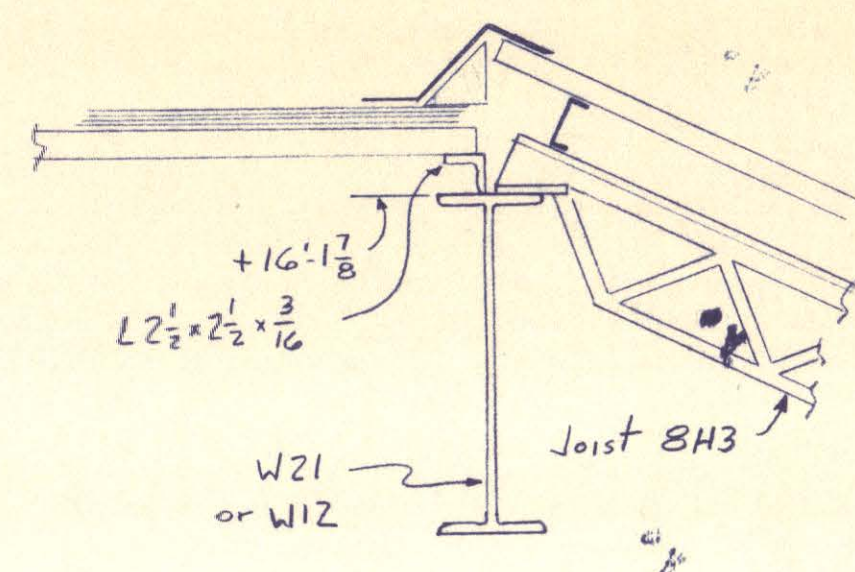
CONTINENTAL STEEL COMPANY
GARLAND, TEXAS 75040
(A/C 214) 494-1511

REVISIONS				PRINT RECORD					
DATE	NO.	BY	REMARKS	NO.	FOR	DATE	NO.	FOR	DATE
2/22	1	DEC	Added notes and sections	3	App'l	2-23			

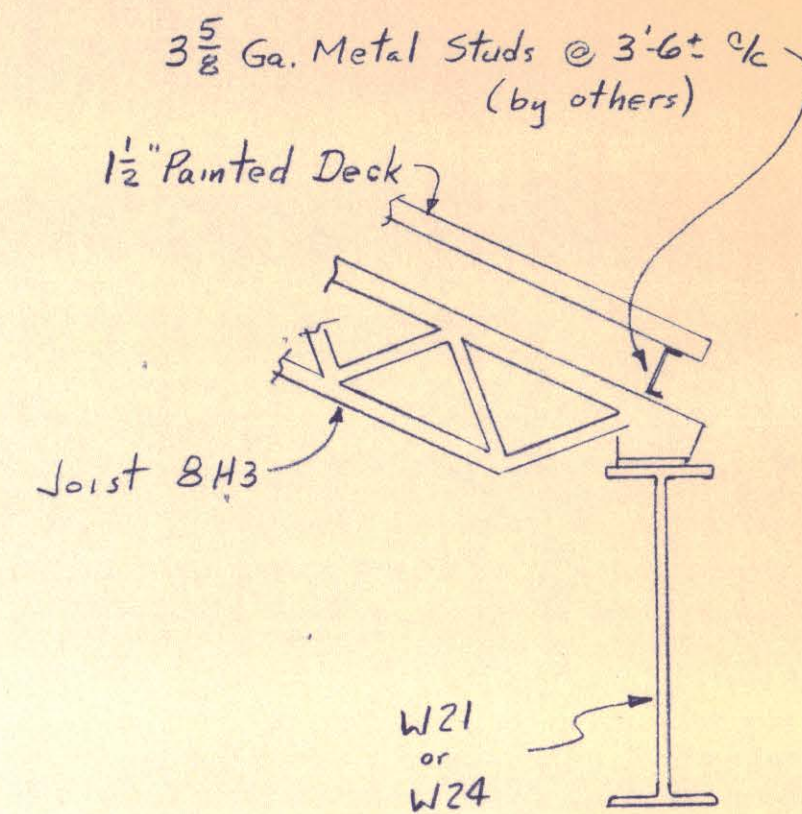
PROJECT	WAREHOUSE, OFFICE AND SHOWROOM	JOB NO.	2886
LOCATION		SHEET NO.	52 of 3
CUSTOMER	DALMUS ASSOCIATES, INC	ARCHITECT	CHARLES R. LITTLE
DRW BY	DEC	CHKD BY	
DATE	2/84		



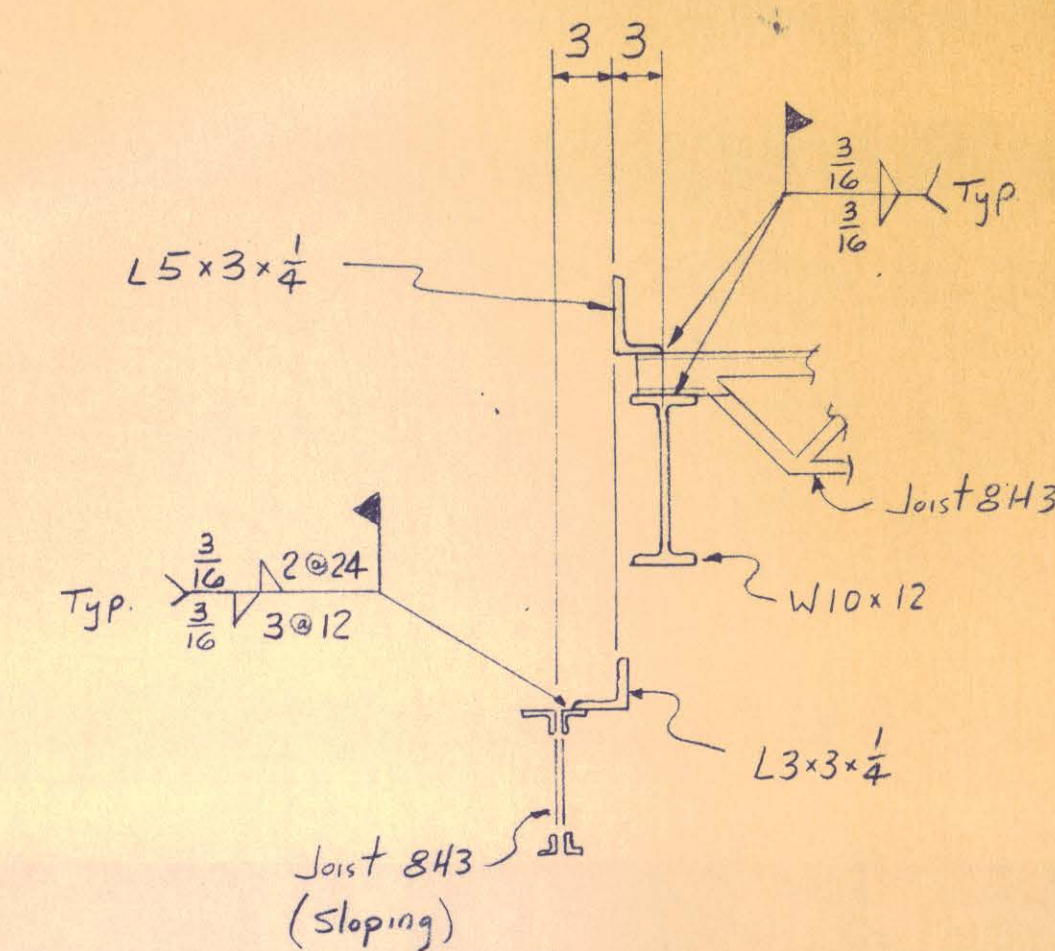
SECTION A-A



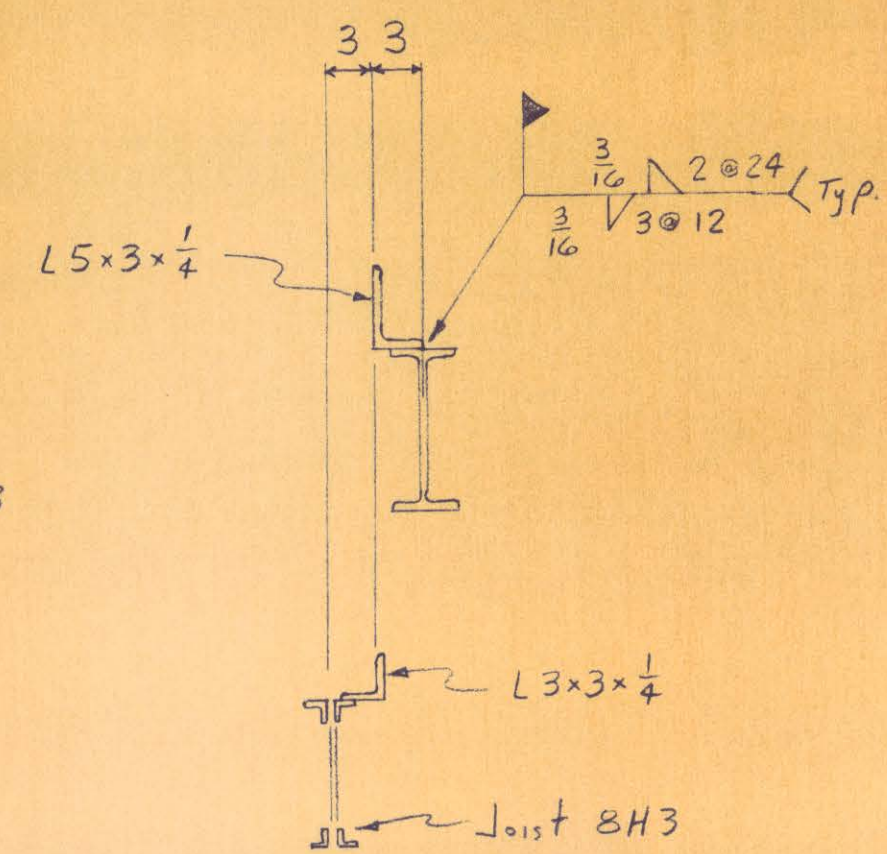
SECTION B-B



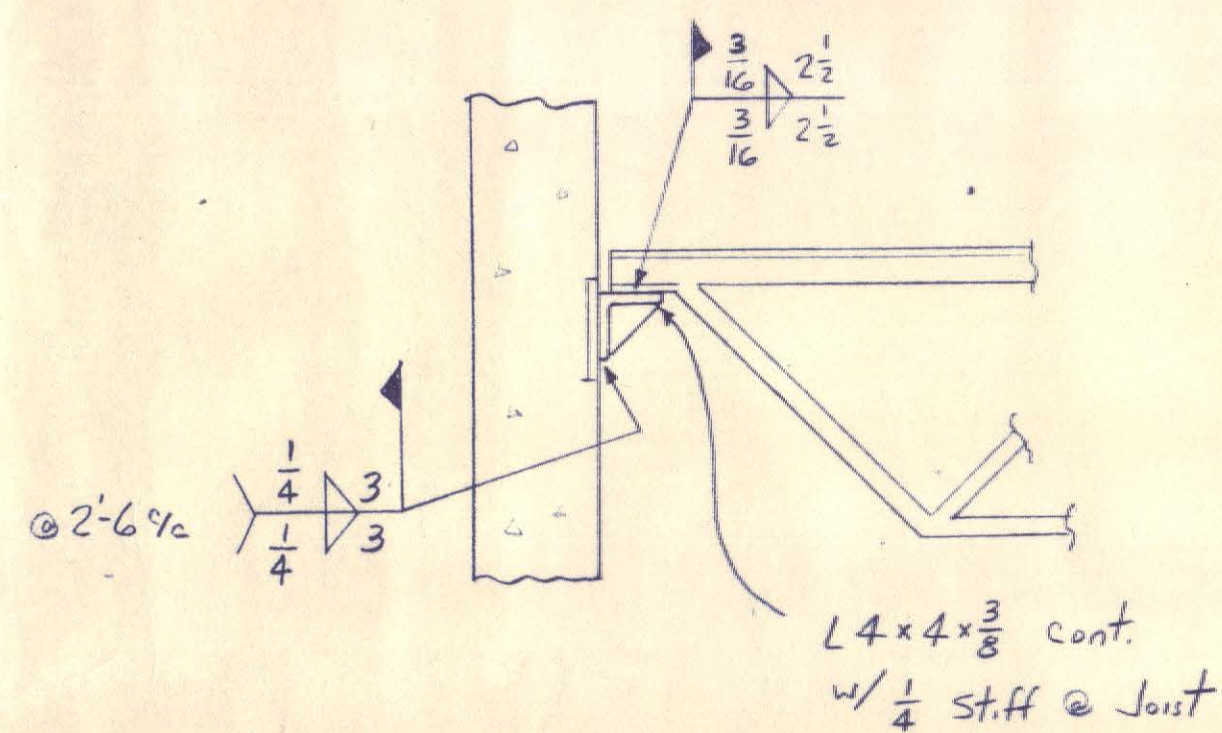
SECTION C-C



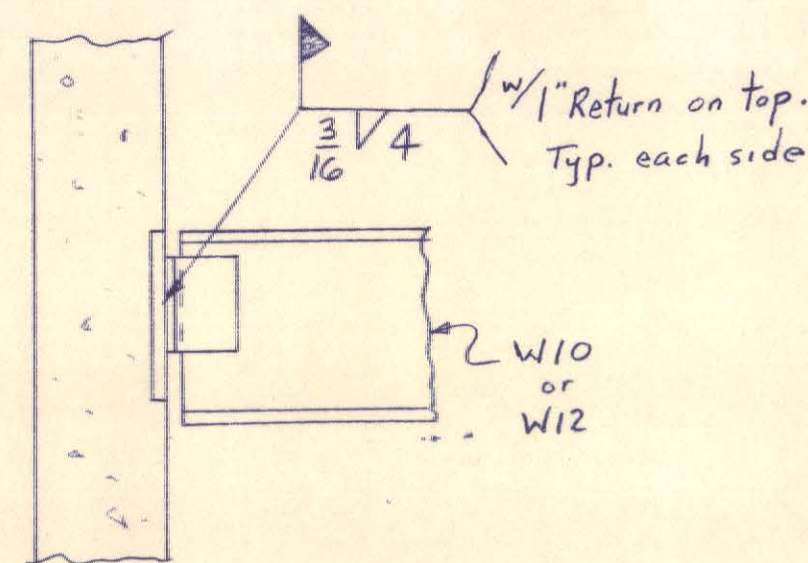
SECTION D-D



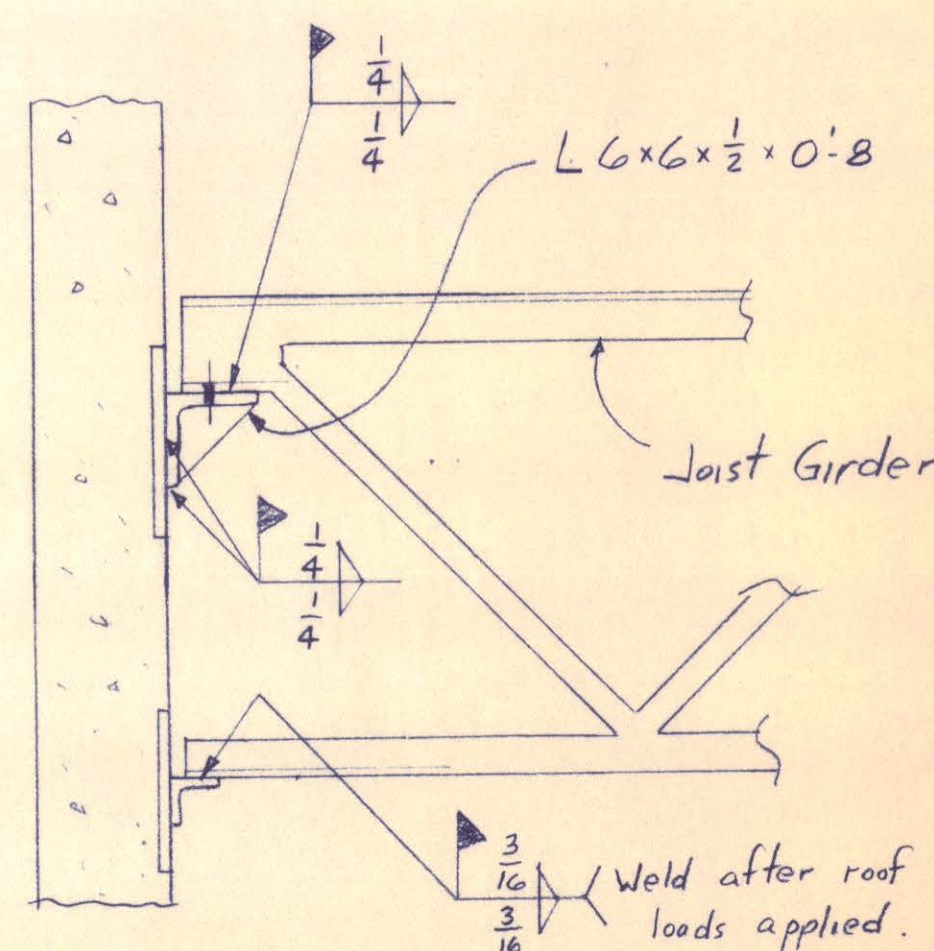
SECTION E-E



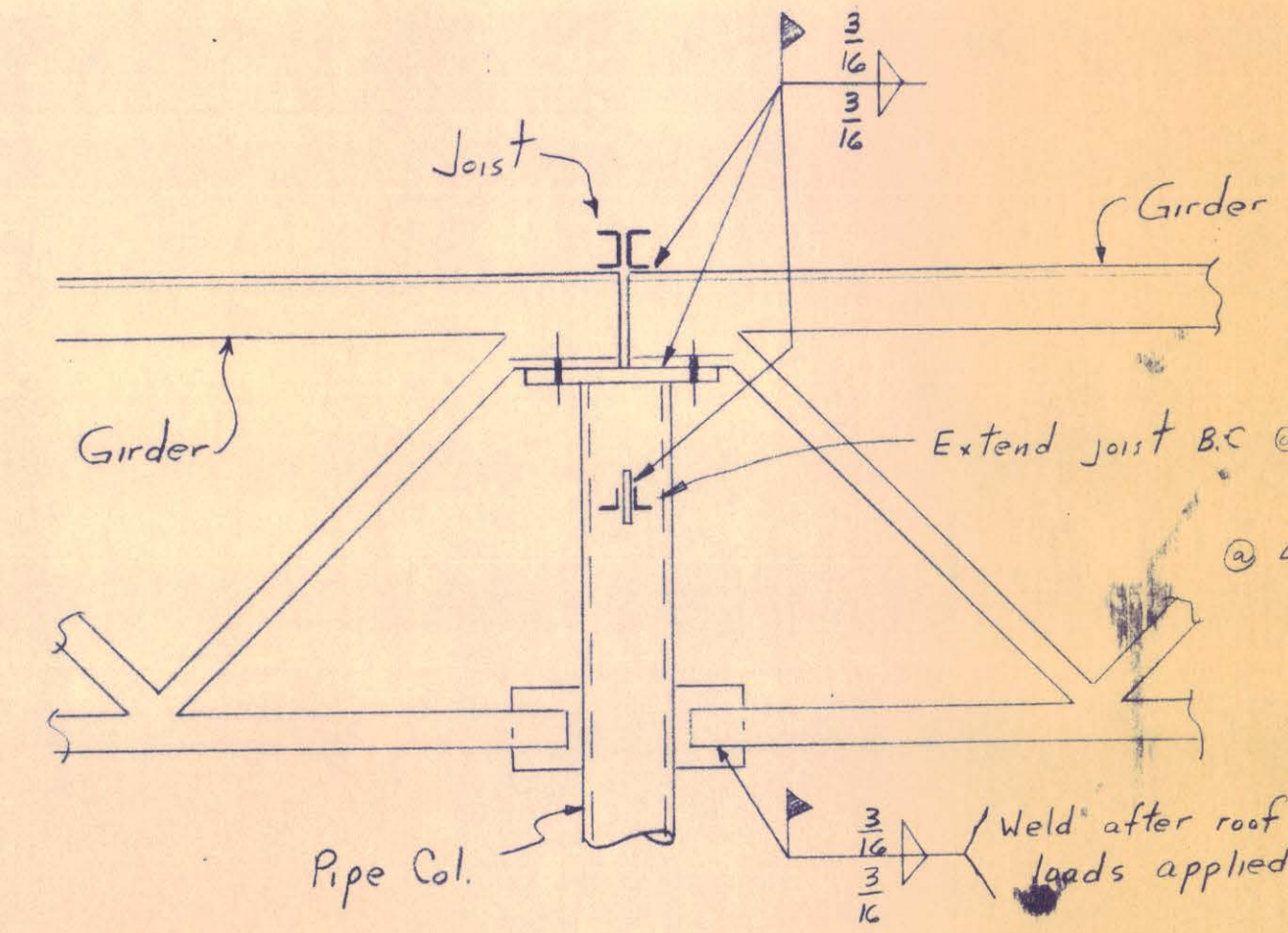
SECTION F-F



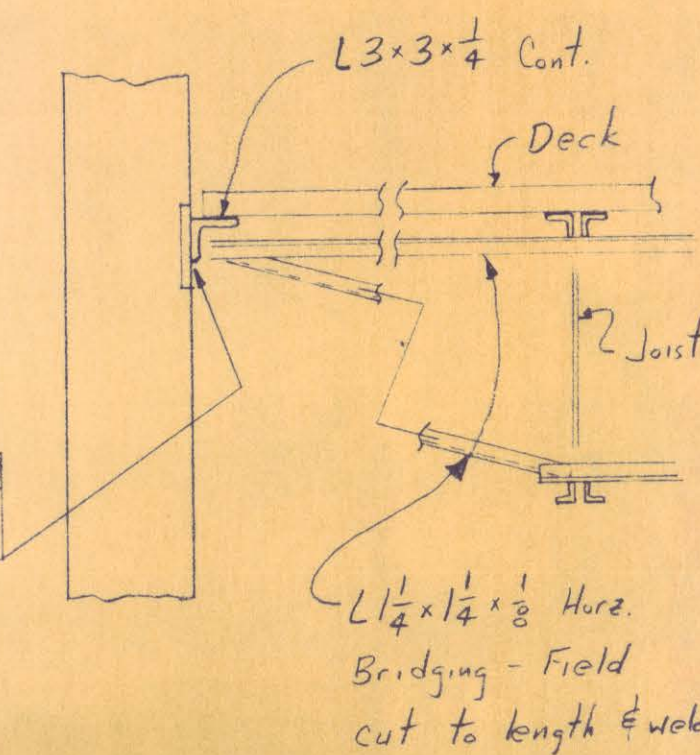
SECTION G-G



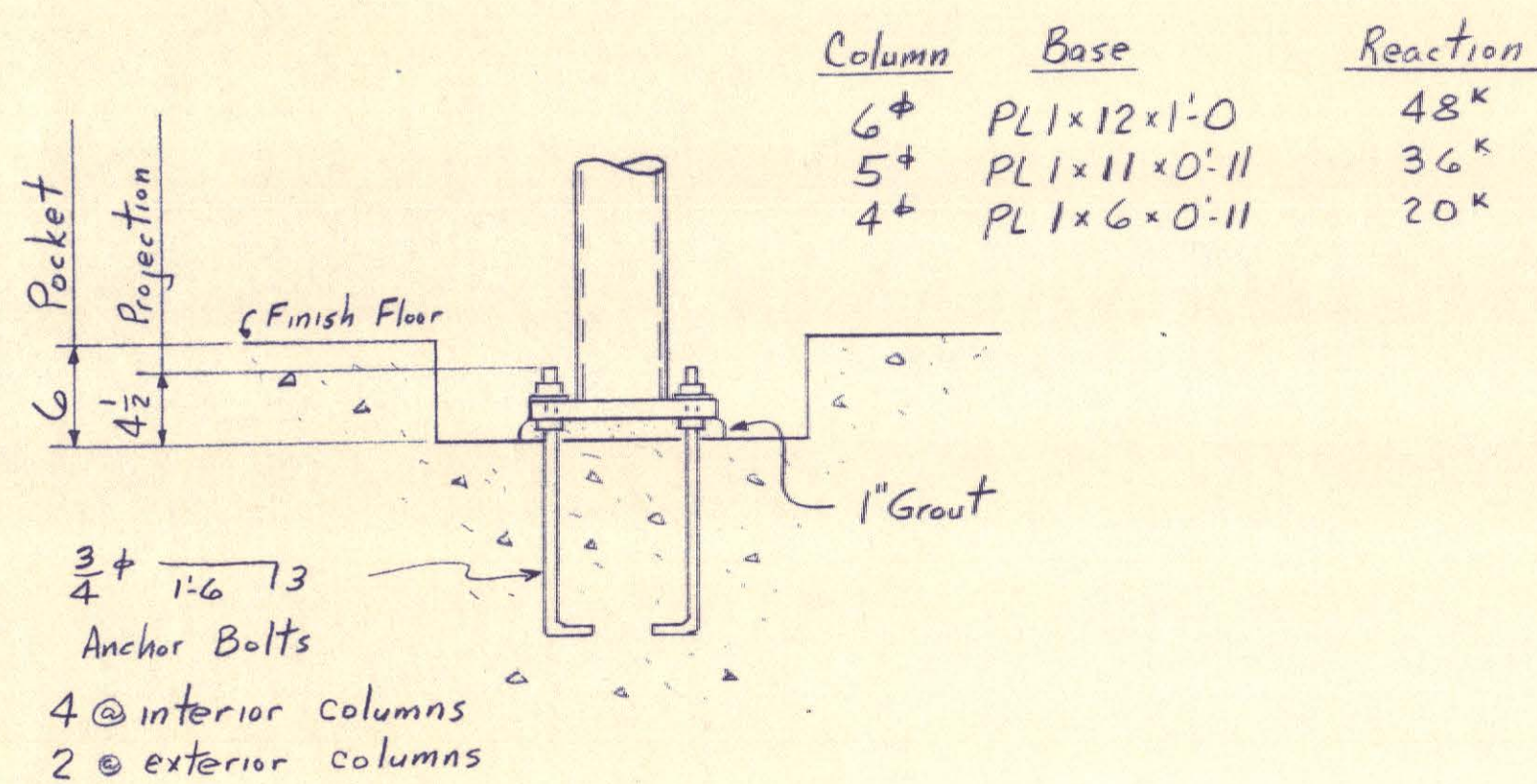
SECTION H-H



SECTION K-K



SECTION M-M



TYPICAL BASE DETAIL

Column	Base	Reaction
6"	PL1x12x1'-0"	48*
5"	PL1x11x0'-11"	36*
4"	PL1x6x0'-11"	20*

Low Clough 2/22/84

FOR APPROVAL ONLY DATE 3-1-84
NOT FOR CONSTRUCTION

GENERAL FIELD NOTES:

ERECTOR SHALL BE IN ACCORDANCE WITH THE LATEST EDITION OF THE A.I.S.C. SPECIFICATIONS & CODE.

FIELD BOLTS SHOWN ON DETAIL SHEETS ADJACENT TO MEMBER ARE AS REQUIRED TO SUPPORT THAT MEMBER.

EXAMPLES:

- 12-3/4 HB 2-12-3/4 HIGH STR. BOLTS X 2"
- 8-5/8 MB 1-3/4-8-5/8 MACH. BOLTS X 1-3/4"

ERECT ALL STEEL WITH SHIPPING MARK IN UPRIGHT POSITION AND IN SAME LOCATION AS SHOWN ON ERECTION PLAN.

ALL FIELD WELDS TO BE MADE WITH E70xx ELECTRODES.

FIELD BOLTS TO BE _____ UNLESS NOTED.

REVISIONS

DATE	NO.	BY	REMARKS
	1		
	2		
	3		

PRINT RECORD

NO.	FOR	DATE	NO.	FOR	DATE
3	App'l	2-23			



CONTINENTAL
P.O. BOX 40880

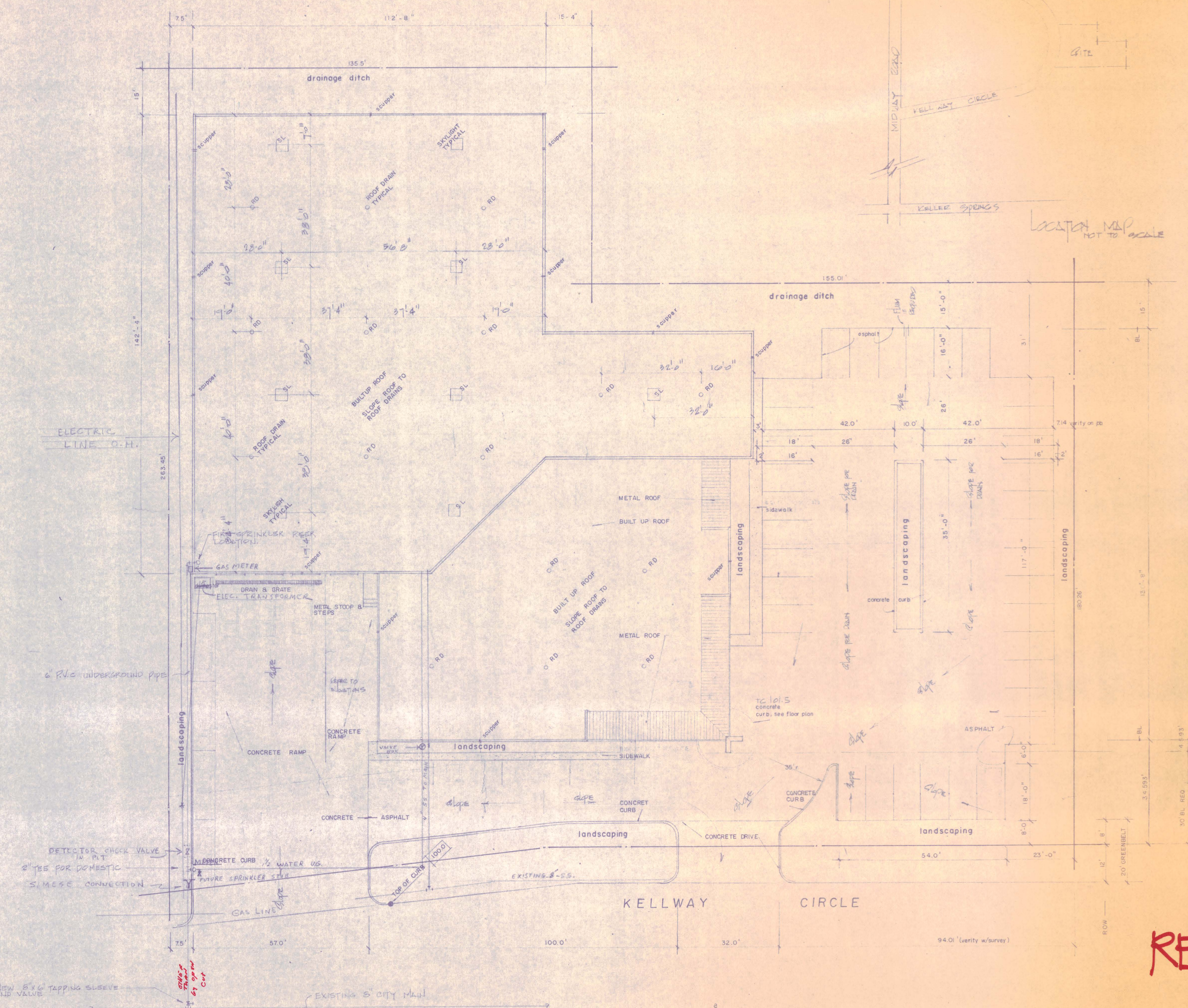


STEEL COMPANY
GARLAND, TEXAS 75040
(A/C 214) 494-1511



PROJECT: WAREHOUSE, OFFICE AND SHOWROOM
LOCATION:
CUSTOMER: DALMUS ASSOCIATES, INC.
ARCHITECT: CHARLES R. LITTLE
DRW BY: DEC CHKD BY: DATE: 2/84

JOB NO. 2886
SHEET NO. 3 of 3



REVISED

Charles R. Little

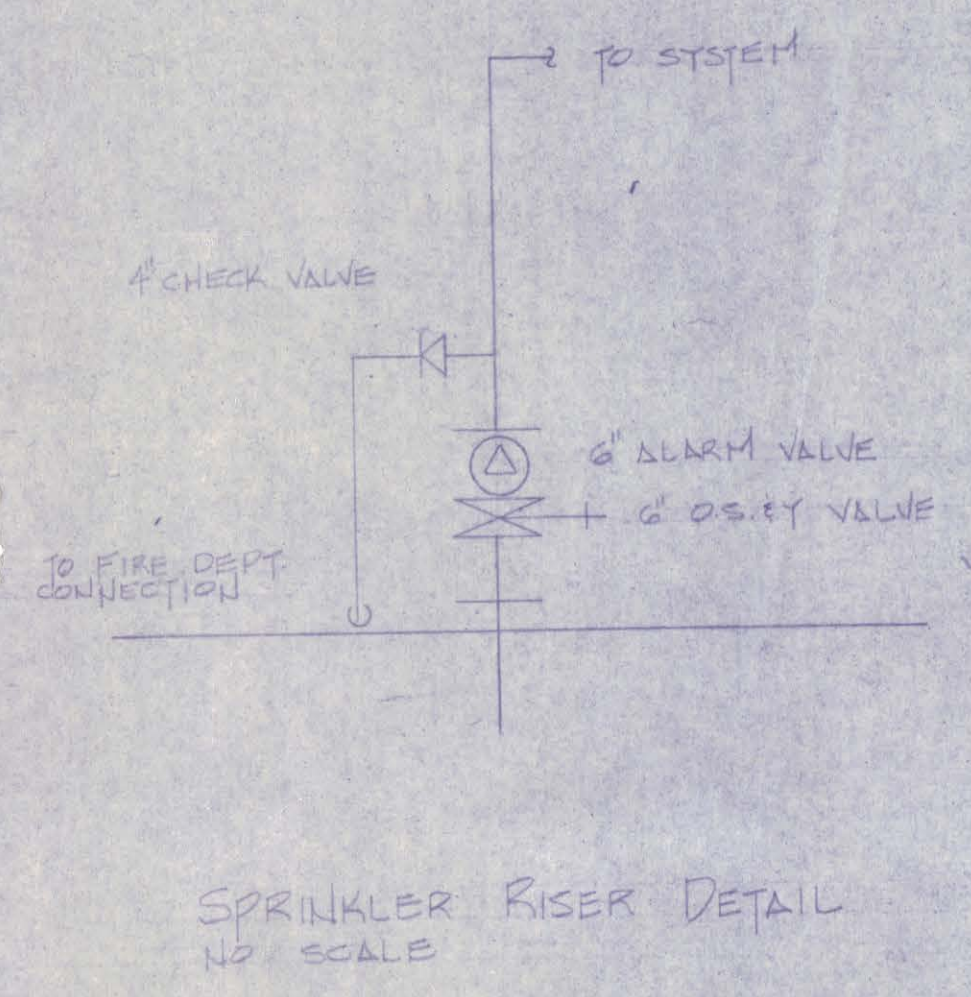
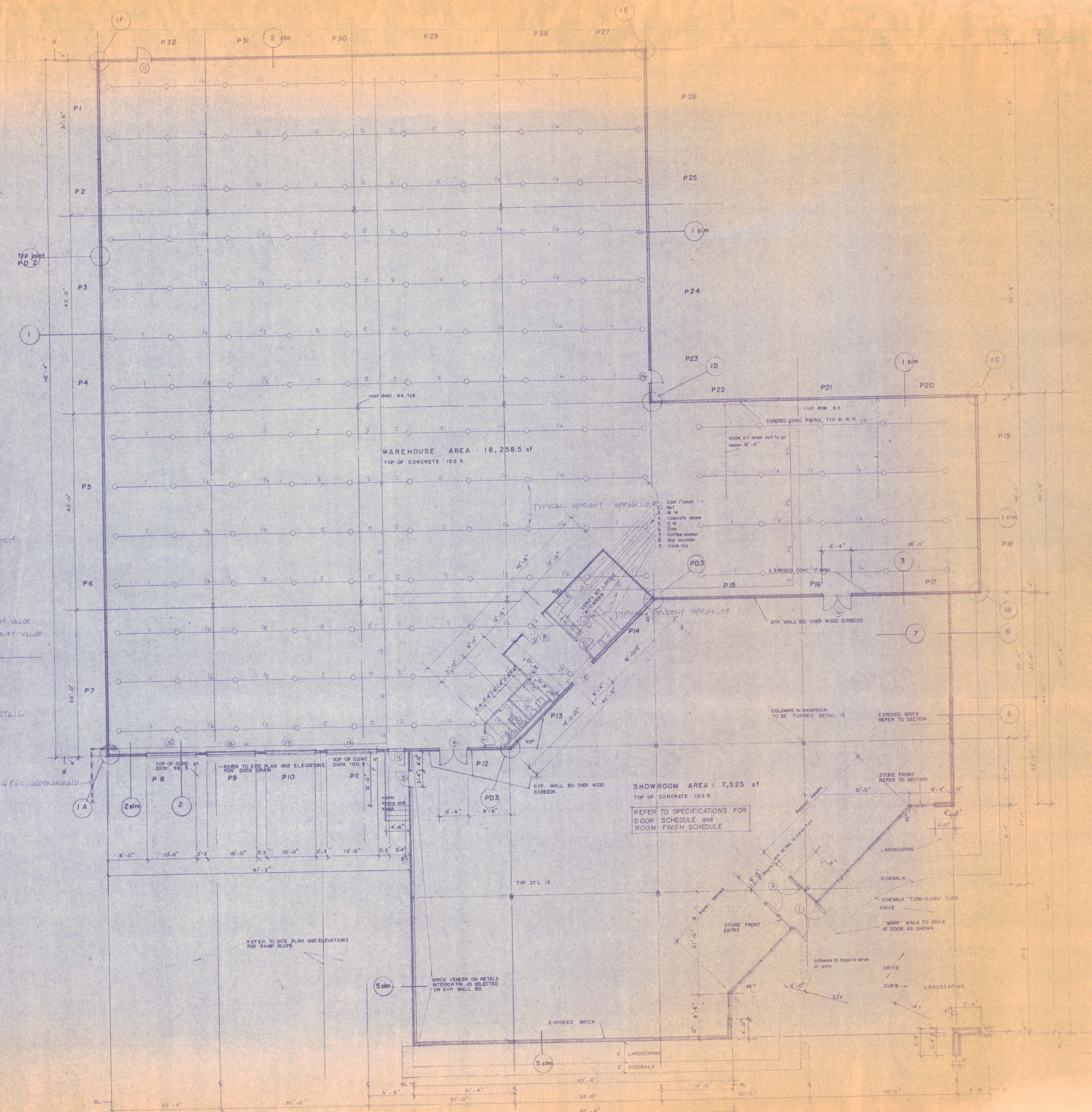
CHARLES R. LITTLE - ARCHITECT

R. C. SMALL AND ASSOCIATES, INC.
GENERAL CONTRACTOR

WAREHOUSE, OFFICE and SHOWROOM
DALMAS ASSOCIATES, INC.

MPE-1

1-12-84



SHOWROOM AREA : 7,525 sf
TOP OF CONCRETE 102.5
REFER TO SPECIFICATIONS FOR
DOOR SCHEDULE AND
ROOM FINISH SCHEDULE

WAREHOUSE AREA : 18,258.5 sf
TOP OF CONCRETE 102.5

REVISED

SPRINKLER PLAN
Scale 1/8" = 1'-0"

CHARLES R. LITTLE ARCHITECT

R. C. SMALL AND ASSOCIATES, INC.
GENERAL CONTRACTOR

WAREHOUSE, OFFICE and SHOWROOM
DALMAS ASSOCIATES, INC.

FLOOR PLAN

HOLD
 1. SUBMIT WALL PANEL DESIGNS WITH ENG. SEAL (DRAWINGS IN SPECS NOT SEALED)
 2. SUBMIT SEALED STEEL PLANS W/ CONNECTION DETAILS. **OK**

CITY OF ADDISON TYPE IIN/B-2 OCC.

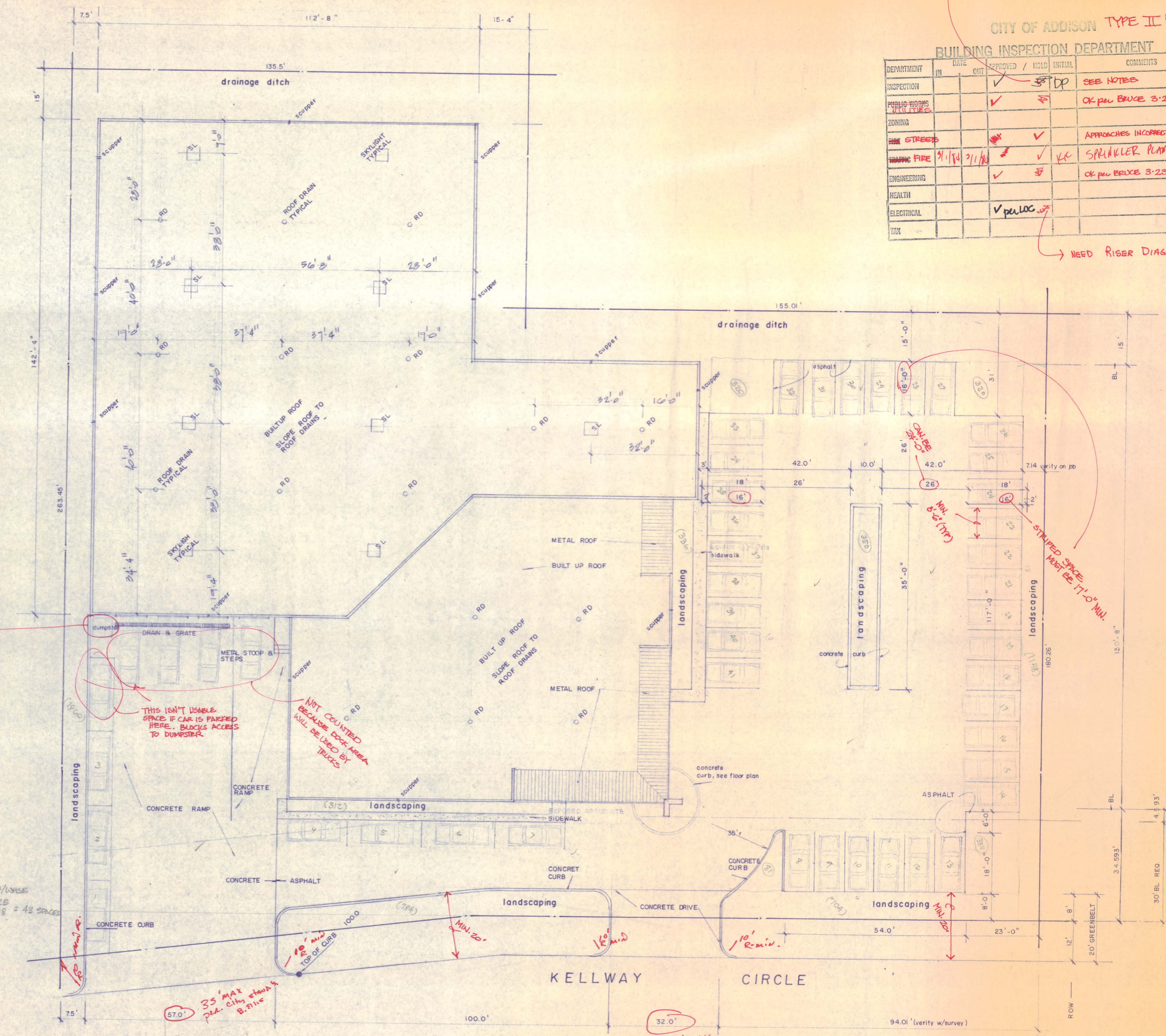
BUILDING INSPECTION DEPARTMENT			
DEPARTMENT	IN	OUT	APPROVED / HOLD INITIAL COMMENTS
INSPECTION			SEE NOTES
PUBLIC WORKS UTILITIES		✓	OK per BRUCE 3-23-04
ZONING		✓	APPROACHES INCORRECT
FIRE DEPT	9/1/04	2/1/04	✓ LC SPRINKLER PLANS, SIAMENSE CONNECTION OK
ENGINEERING		✓	OK per BRUCE 3-23-04
HEALTH			
ELECTRICAL		✓	per LOC
TAX			

NEED RISER DIAGRAM AND ELECTRICAL PLANS. **OK per LOC**

CHARLES R. LITTLE ARCHITECT

R. C. SMALL AND ASSOCIATES, INC.
 GENERAL CONTRACTOR

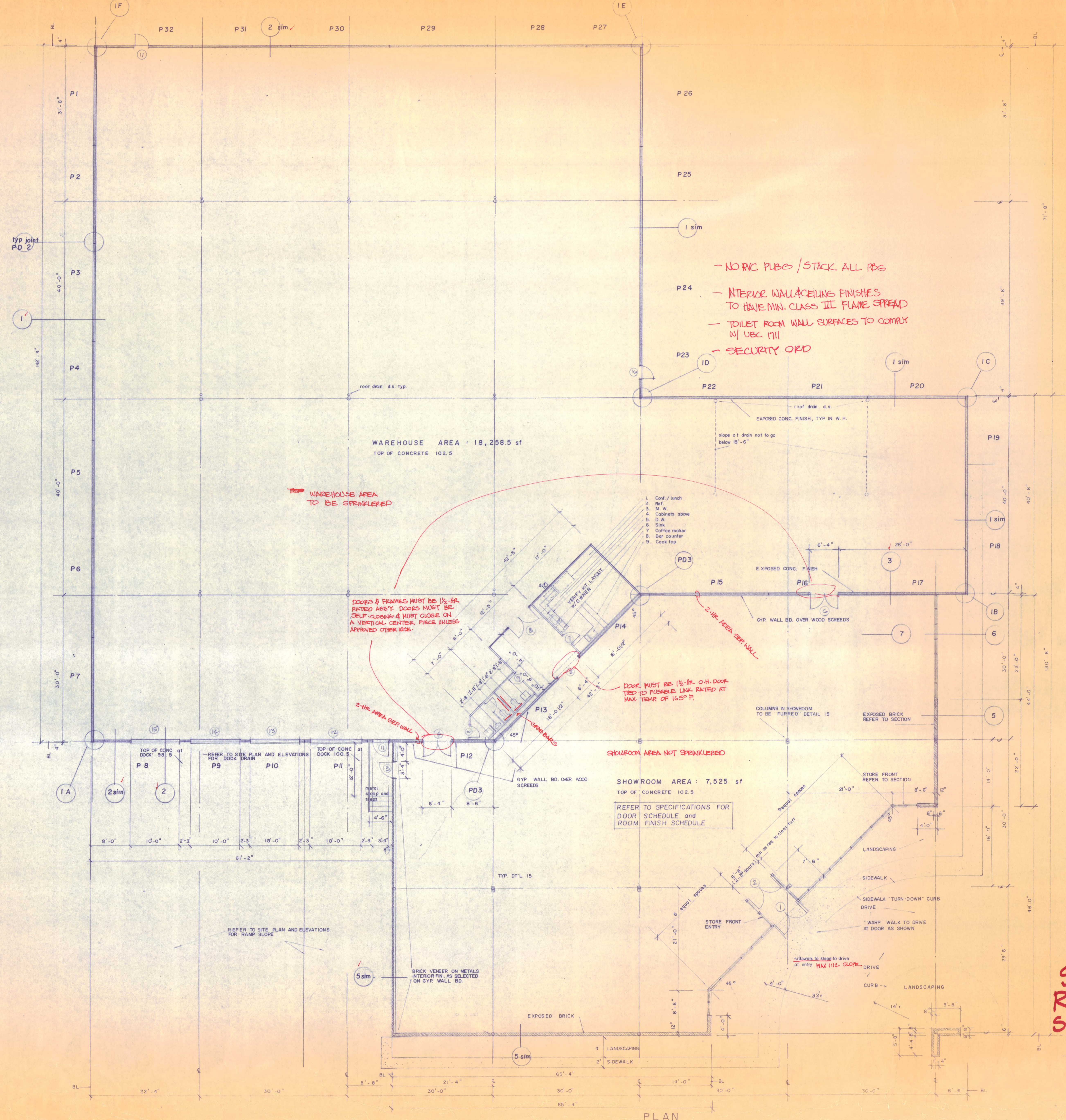
WAREHOUSE, OFFICE and SHOWROOM
 DALMAS ASSOCIATES, INC.



LANDSCAPING
 GENERAL
 REQ'D: 64,354 SF x 5% = 3217 SF
 PROPOSED: 5144 SF
 PARKING: 20,720 SF x 5% = 1036 SF
 PROPOSED: 1455 SF

PARKING
 FURNITURE SHOWROOM 7523 SF ÷ 1000 = 7.5 } 27 SPACES
 WAREHOUSE 18,258 SF ÷ 1000 18.3 }
 IF USED FOR OFF/WHSE OFF = 25 WHSE = 18 = 43 SPACES
 PROPOSED: 41 AS DRAWN (EXCLUDING PARKING AGAINST DOCK 3 ONSPACE WHICH BLOCKS DUMPSTER)
 42 WITH 8' STRIPING
 43 WITH SLIGHT ADJUSTMENT TO PARKING LOT LAYOUT

SITE PLAN
 2-2-04
 2-16-04




- NO PVC PIPES / STACK ALL PIPES
 - INTERIOR WALL/CEILING FINISHES TO HAVE MIN. CLASS III FLAME SPREAD
 - TOILET ROOM WALL SURFACES TO COMPLY W/ UBC 1111
 - SECURITY ORP

WAREHOUSE AREA TO BE SPRINKLERED

DOORS & FRAMES MUST BE 1 1/2-HR. RATED ASBY. DOORS MUST BE SELF-CLOSING & MUST CLOSE ON A VERTICAL CENTER PIECE UNLESS APPROVED OTHER WISE.

SHOWROOM AREA : 7,525 sf
 TOP OF CONCRETE 102.5
 REFER TO SPECIFICATIONS FOR DOOR SCHEDULE and ROOM FINISH SCHEDULE

SEE REVISED SHEET 2 FOR SPRINKLER PLANS.



CHARLES R. LITTLE ARCHITECT

R. C. SMALL AND ASSOCIATES, INC.
 GENERAL CONTRACTOR

WAREHOUSE, OFFICE and SHOWROOM
 DILLAS ASSOCIATES, INC.

FLOOR PLAN

Scale 1/8" = 1'-0"

11-1-24
 1:30 PM

30 SETBACK REG 4-593

2 20 24
 2 15 24


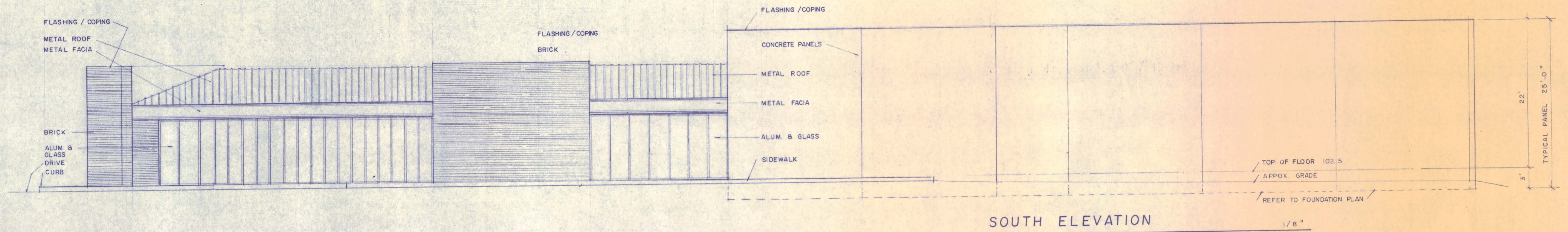
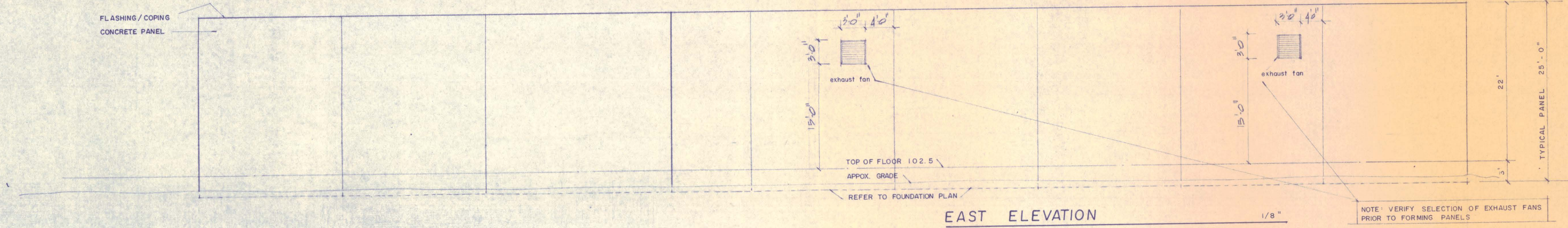
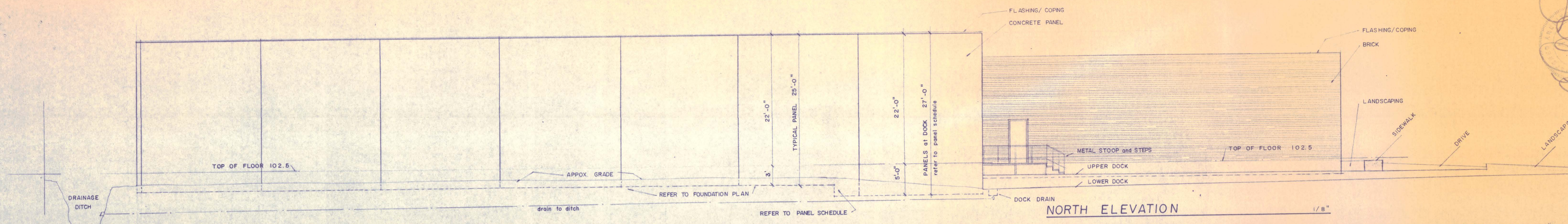
2

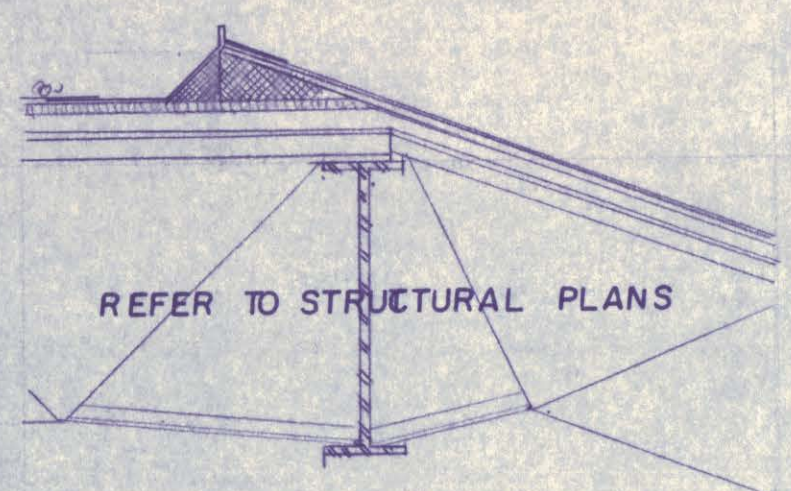


CHARLES R. LITTLE - ARCHITECT

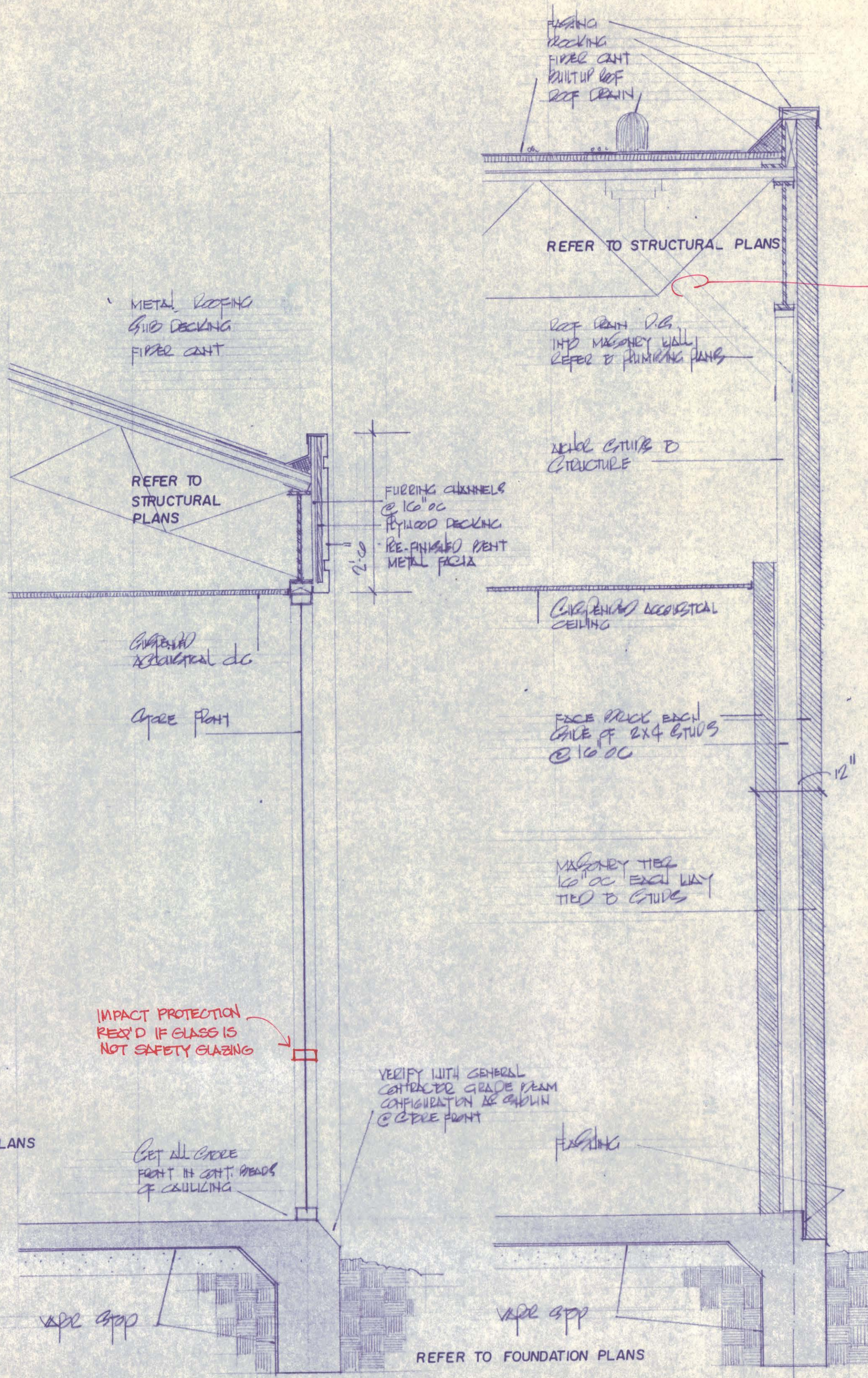
R. C. SMALL AND ASSOCIATES, INC.
GENERAL CONTRACTOR

WAREHOUSE, OFFICE and SHOWROOM
DALMAS ASSOCIATES, INC.

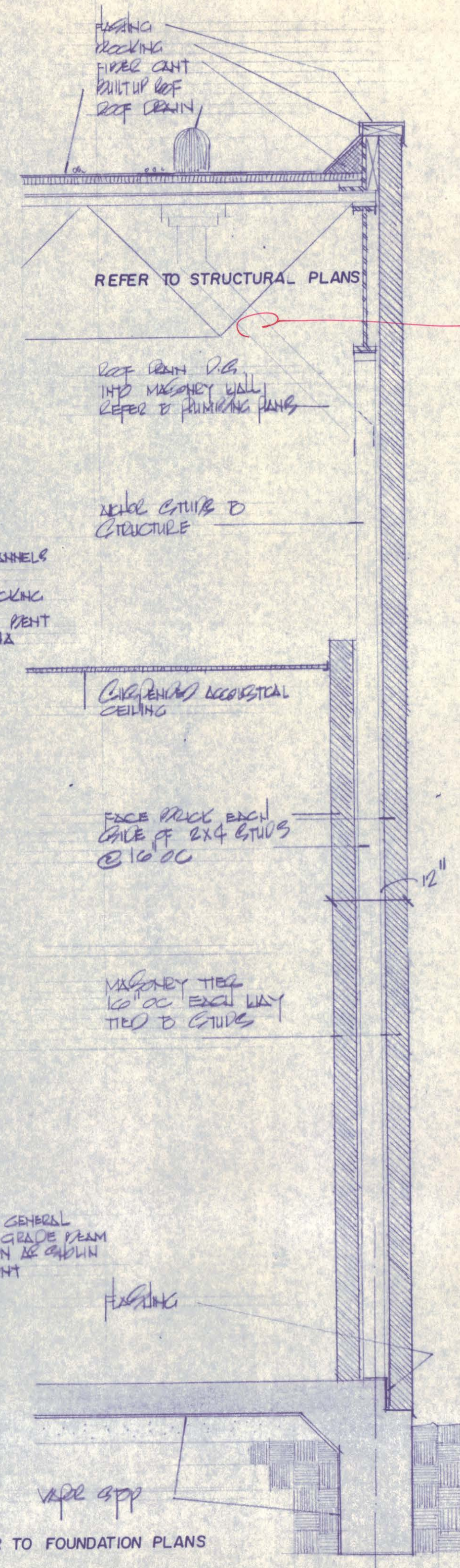




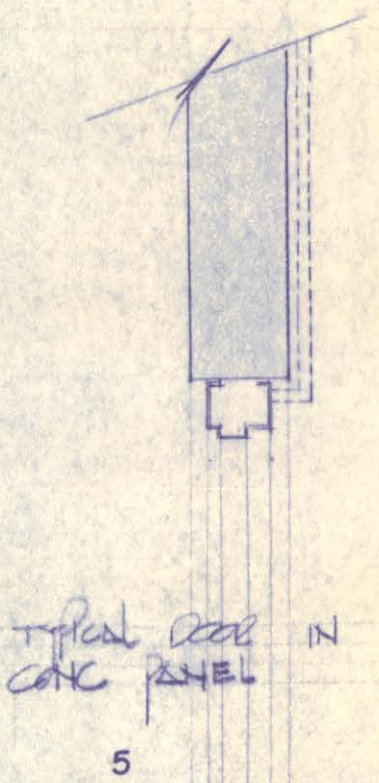
REFER TO STRUCTURAL PLANS



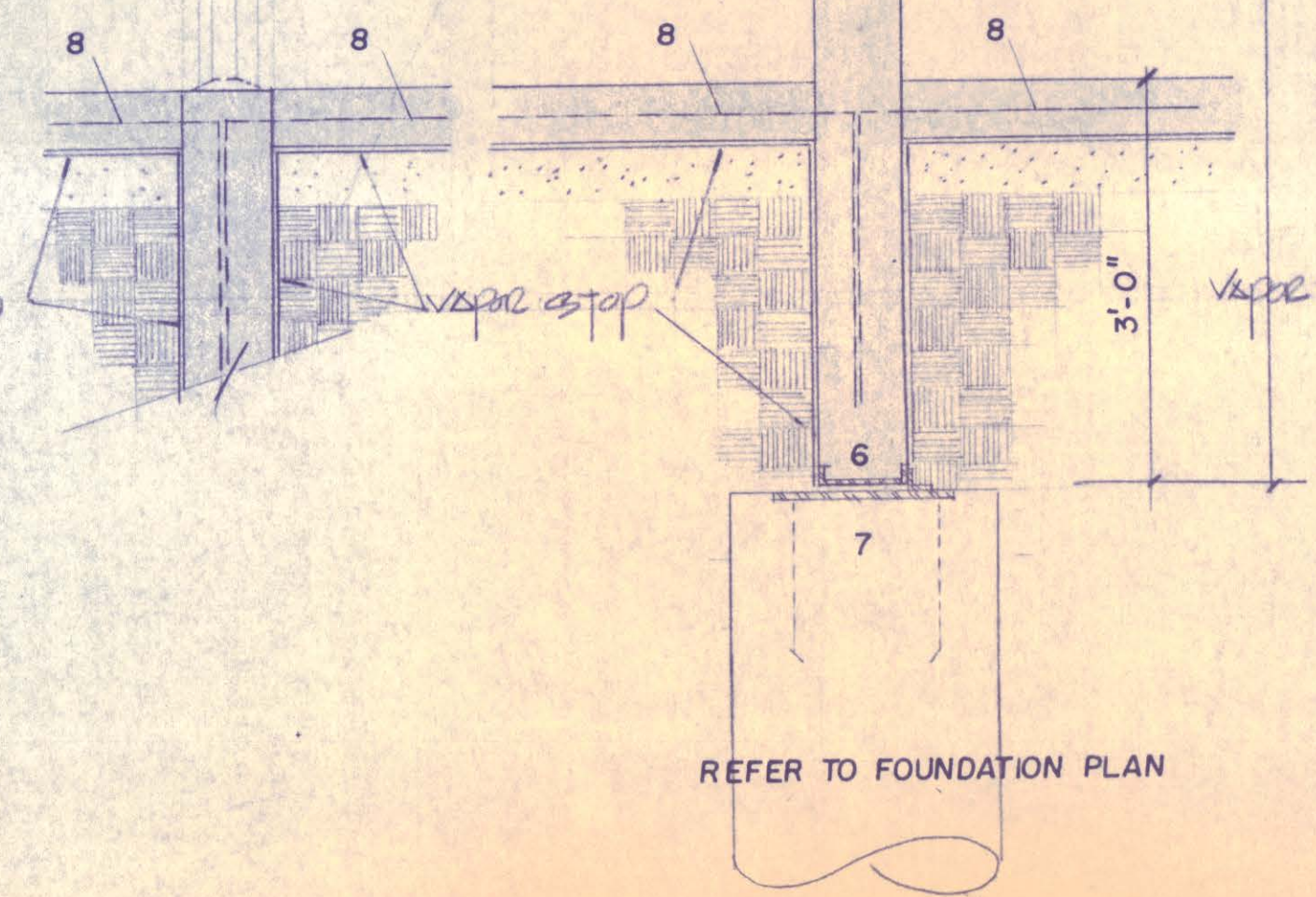
6 SECTION at store front & metal roof



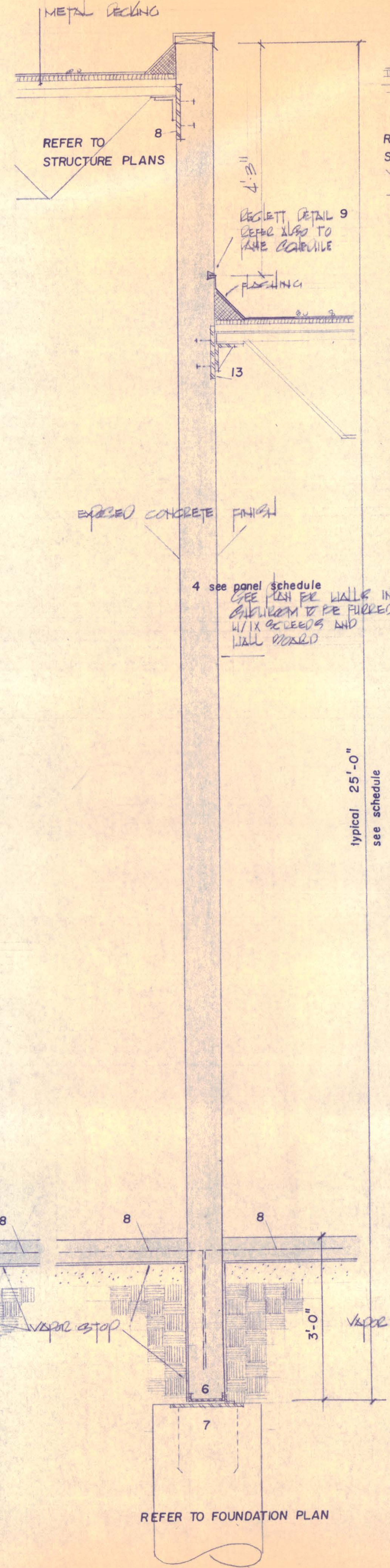
5 SECTION at masonry wall



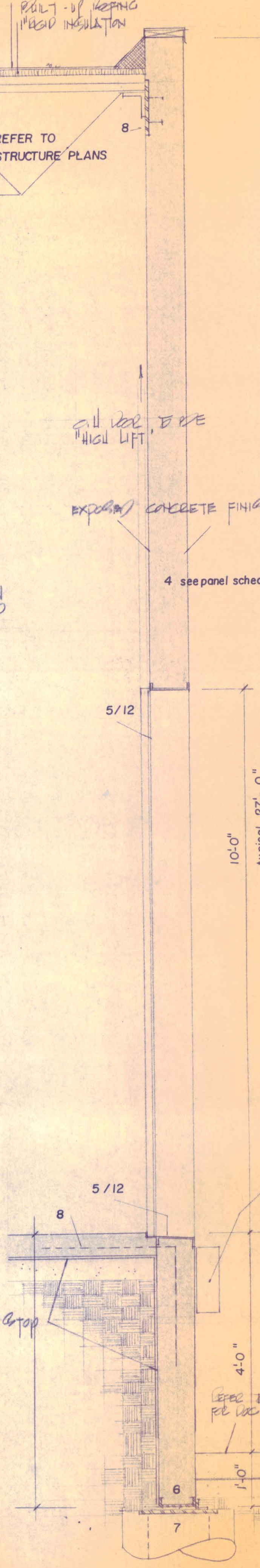
5 TYPICAL CORR CONC PANEL IN



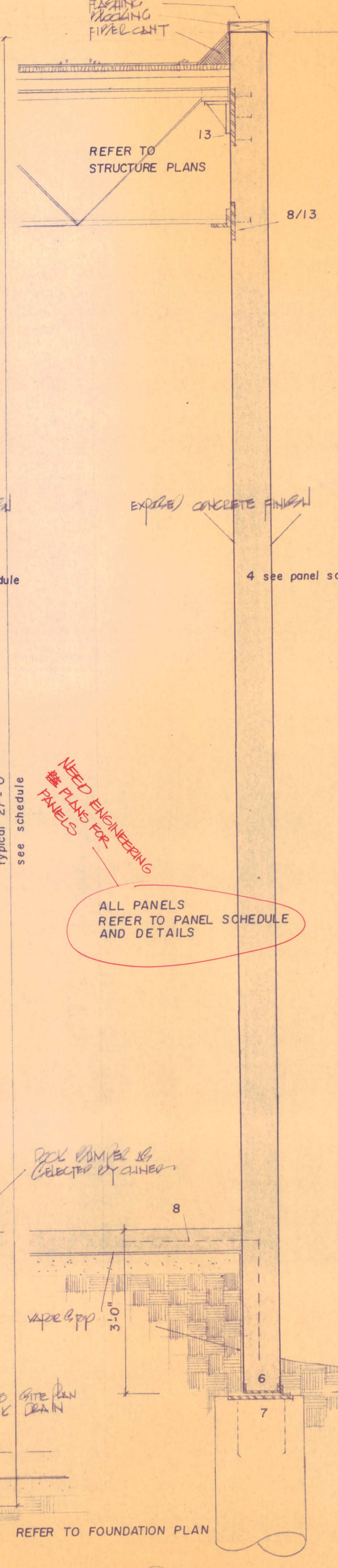
3 PANEL warehouse/showroom



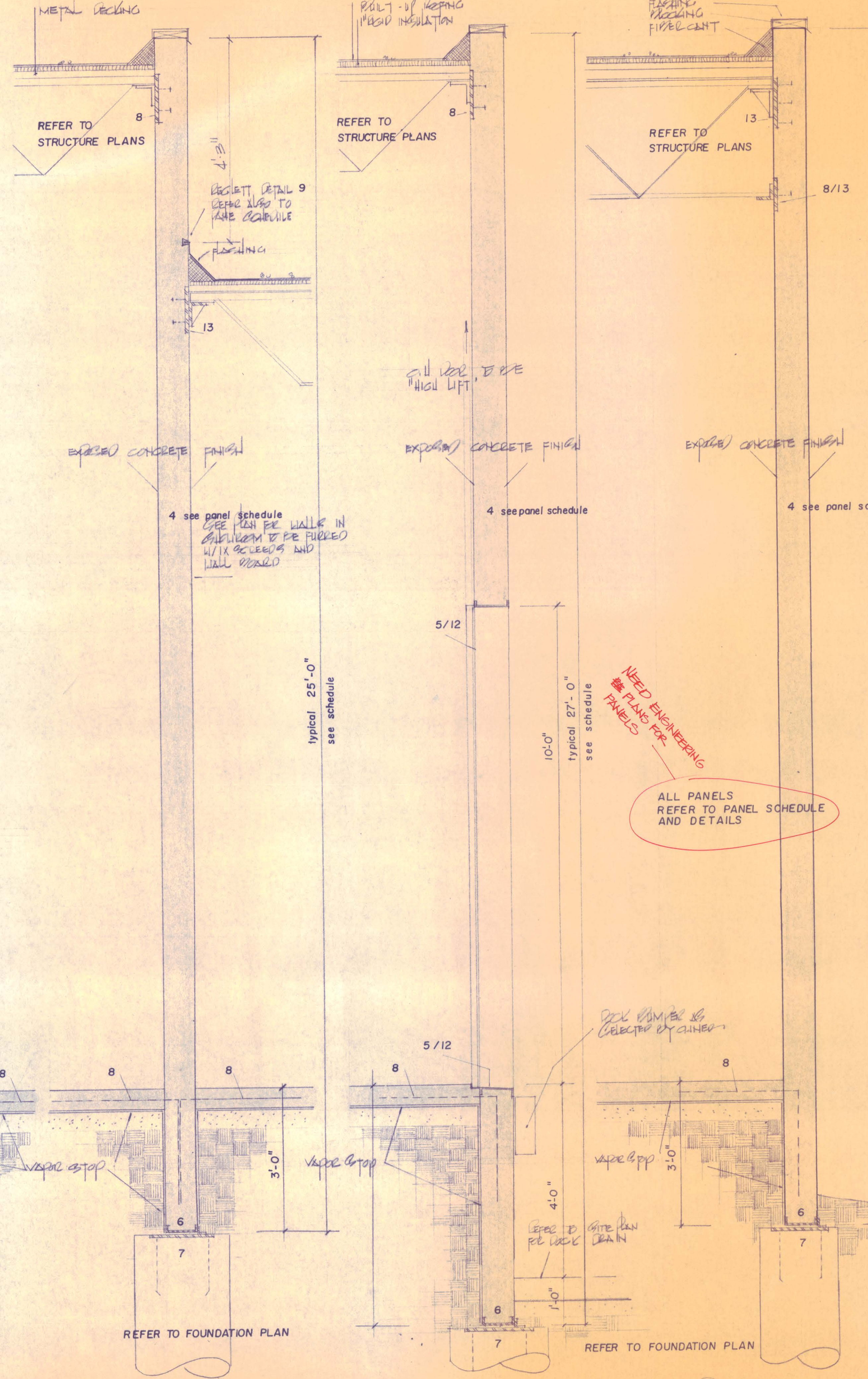
4 PANEL w/ door



2 PANEL at OH door




1 PANEL



7 SECTION

NEED ENGINEERING PLANS FOR PANELS

ALL PANELS REFER TO PANEL SCHEDULE AND DETAILS



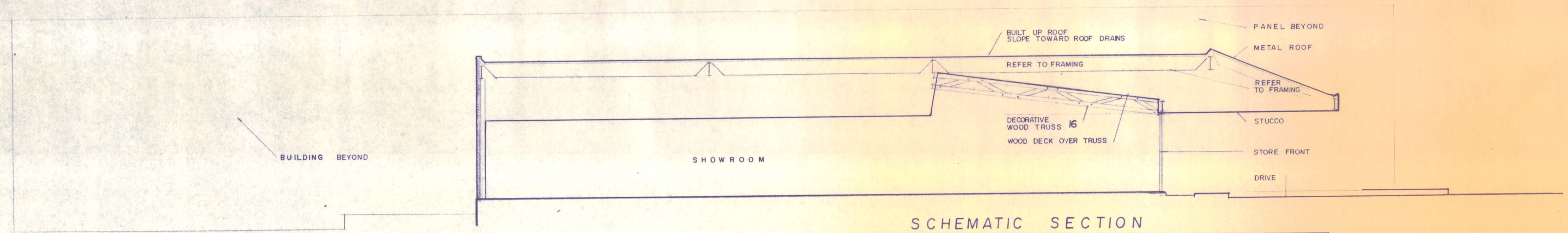
SUSPENDED ACCOUSTICAL
LAY-IN TILE CEILING

DECORATIVE WOOD TRUSS 16

WOOD DECKING

SUSPENDED STUCCO

REFLECTED CEILING PLAN
SHOWROOM



SCHEMATIC SECTION
SHOWROOM

Handwritten signature

CHARLES R. LITTLE - ARCHITECT

R. C. SMALL AND ASSOCIATES, INC.
GENERAL CONTRACTOR

WAREHOUSE, OFFICE and SHOWROOM
DALMAS ASSOCIATES, INC.
ADDISON, TEXAS

