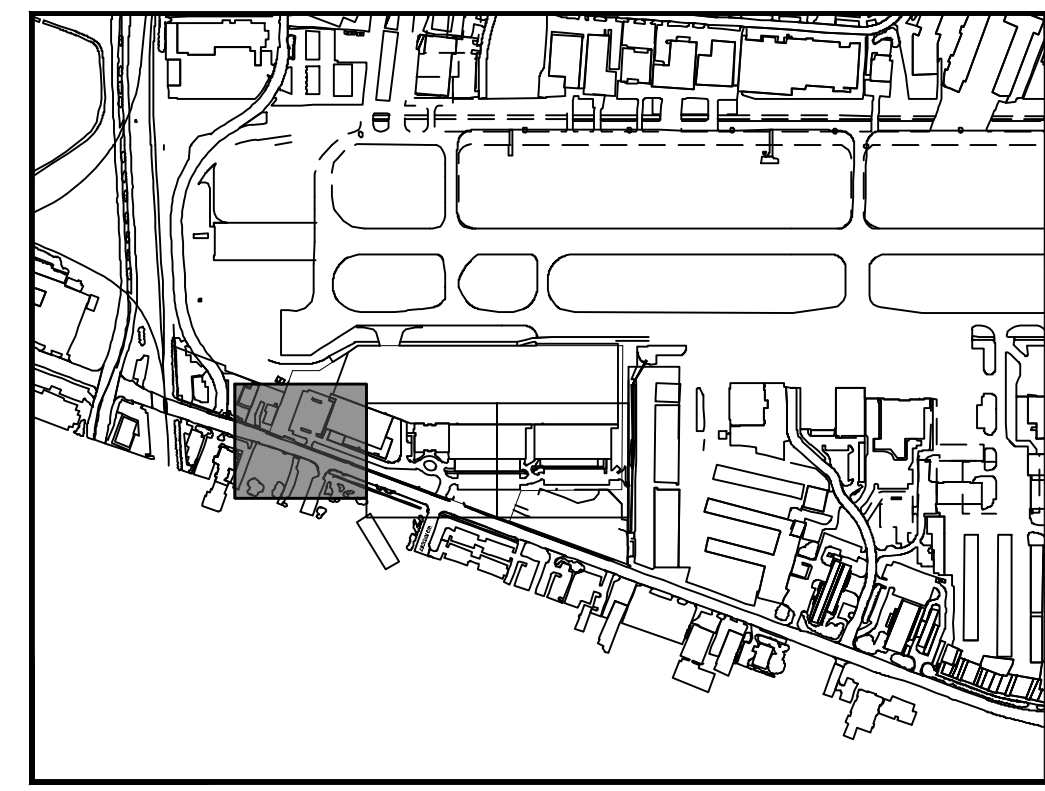
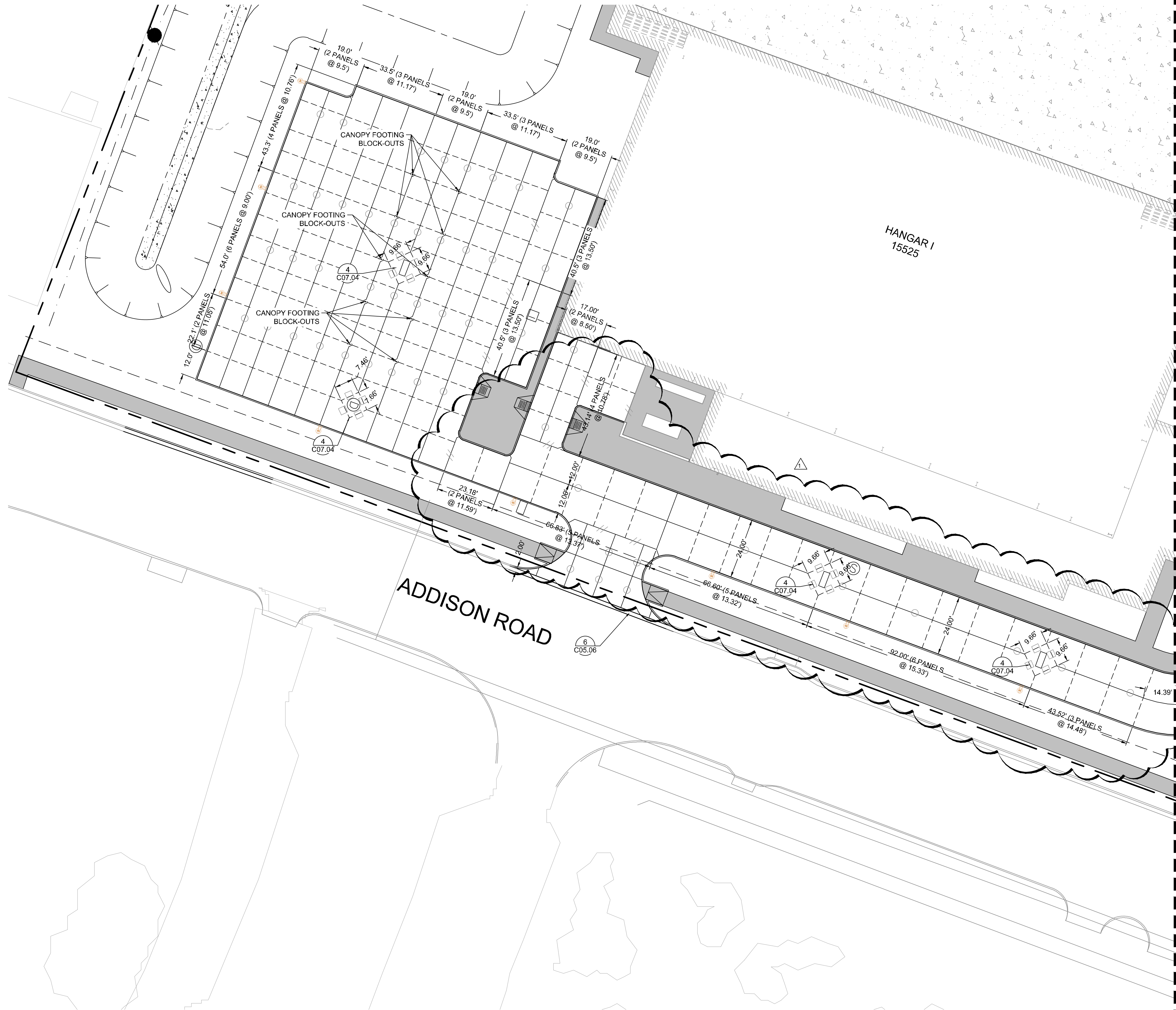
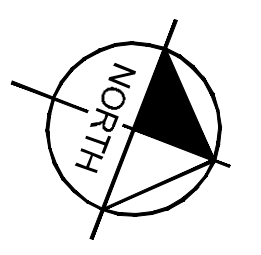


Plotted By: Acevedo, Elsie. Sheet: Set-Kha - Layout-C07.01. April 14, 2020 12:46:50pm. K:\067792503 - Addison Galaxy FBO\XCAD\Drawings\Streets\C07.00 LANDSIDE JOINT LAYOUT PLAN.dwg
 This document, together with the concepts and designs presented herein, is an instrument of service, as an instrument of service, is intended only for the specific purpose and client for which it was prepared. Reuse of and/or improper reliance on this document without written authorization and adaptation by Kimley-Horn and Associates, Inc. shall be without liability to Kimley-Horn and Associates, Inc.



KEY PLAN

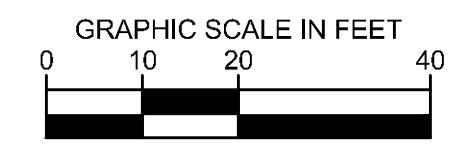


NOTES:

1. TYPE 'E1' JOINTS SHALL SURROUND ALL INLETS.
2. TYPE 'D' JOINTS SHALL BE INSTALLED FROM THE CORNER OF THE INLET TO THE CORNER/EDGE OF PANEL AS SHOWN ON THE PLANS.
3. INSTALL (2) 24 INCH #5 DEFORMED REBAR AT THE CORNERS OF ALL INLETS.
4. CONTRACTOR TO REFER TO TOWN OF ADDISON DETAILS FOR JOINT LOCATION AND SPACING.


LEGEND

- //— TRANSVERSE EXPANSION JOINT (NO DOWEL BARS TO BE INSTALLED)
- LONGITUDINAL BUTT JOINT
- TRANSVERSE EXPANSION JOINT AROUND INLET
- - - SAWED DUMMY JOINT



No.	REVISIONS	DATE	BY
1	ASB-C003	04/14/2020	JM

Kimley»Horn
 © 2019 KIMLEY-HORN AND ASSOCIATES, INC.
 1400 WOODLICK FOREST DRIVE, SUITE 225
 ADDISON, TEXAS 75001
 PHONE: 281-475-2816
 TBP# FIRM REGISTRATION F-928
 WWW.KIMLEY-HORN.COM



KHA PROJECT	067792503
DATE	2/21/2020
SCALE	AS SHOWN
DESIGNED BY	HCV
DRAWN BY	EC EAC
CHECKED BY	HCV

LANDSIDE JOINT LAYOUT PLAN

ADDISON GALAXY FBO
 15601 ADDISON RD.
 PREPARED FOR
 BLACK FOREST VENTURE
 DALLAS, TEXAS
 ADDISON

SHEET NUMBER
C07.01