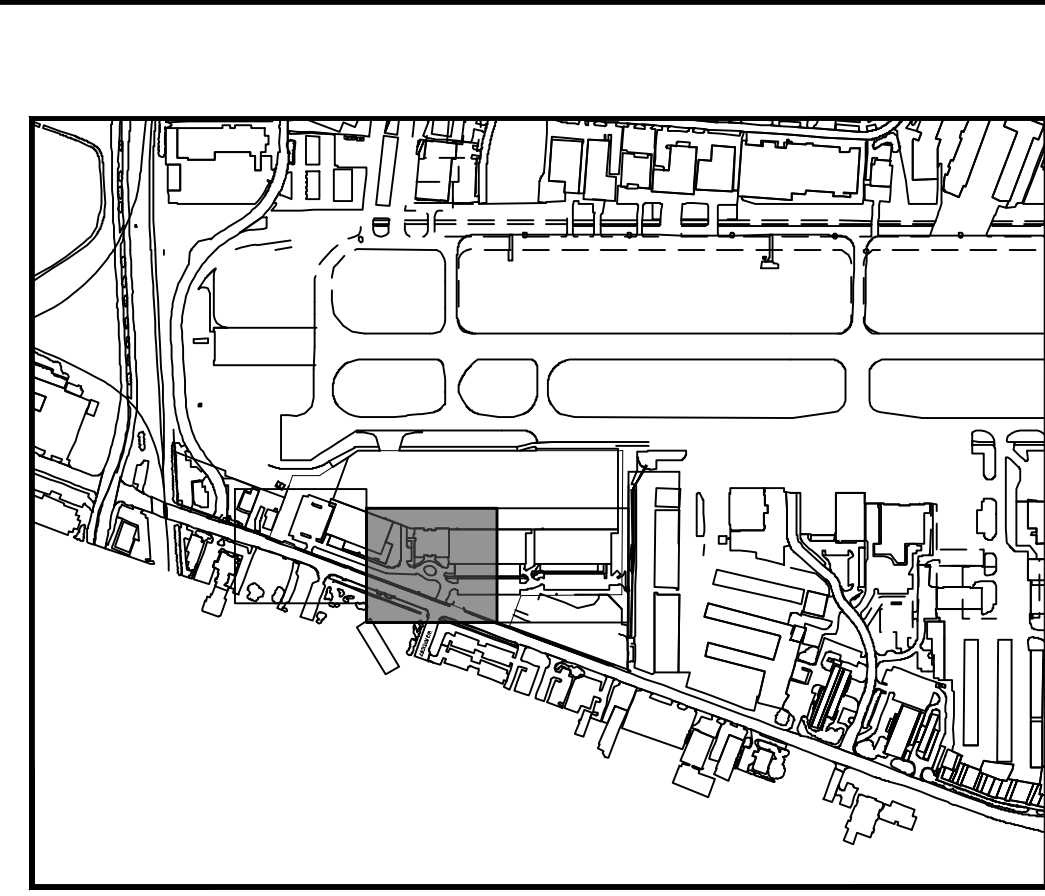
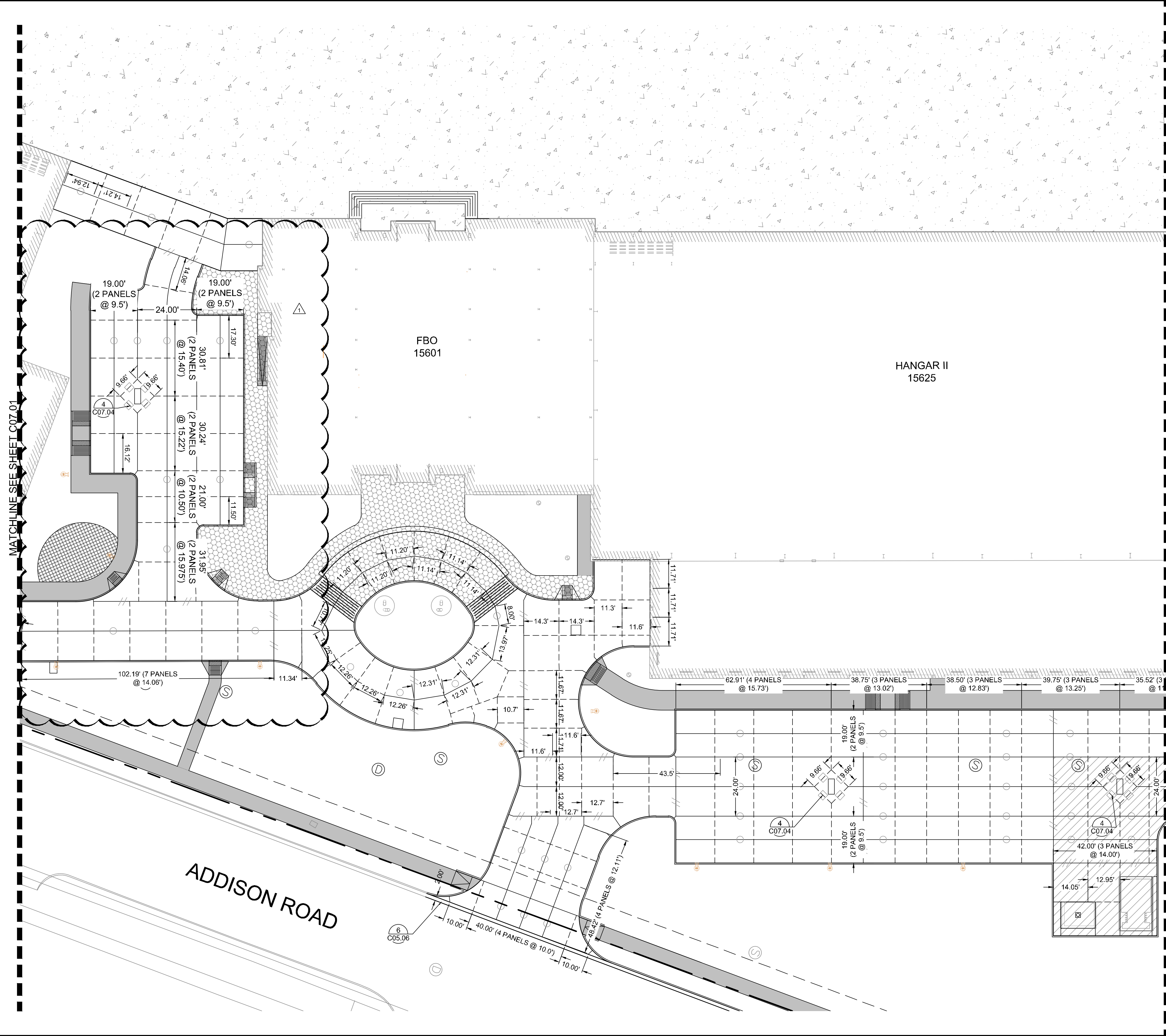
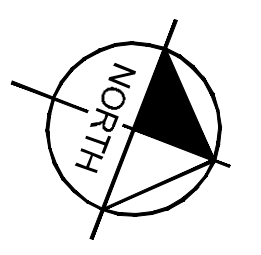


Plotted By: Acevedo, Elsie - Sheet: Set-Kha - Layout: C07.02 - April 14, 2020 12:47:27pm - K:\06792503 - Addison Galaxy FBO\ACAD\Draw\Sheets\C07.00 LANDSIDE JOINT LAYOUT PLAN.dwg  
 This document, together with the concepts and designs presented herein, is an instrument of service, as an instrument of service, is intended only for the specific purpose and client for which it was prepared. Reuse or any improper reliance on this document without written authorization and approval by Kimley-Horn and Associates, Inc. shall be without liability to Kimley-Horn and Associates, Inc.



KEY PLAN

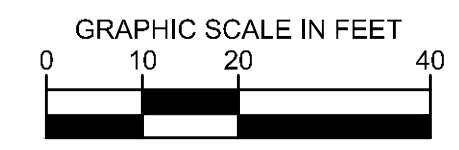


NOTES:

1. TYPE 'E1' JOINTS SHALL SURROUND ALL INLETS.
2. TYPE 'D' JOINTS SHALL BE INSTALLED FROM THE CORNER OF THE INLET TO THE CORNER/EDGE OF PANEL AS SHOWN ON THE PLANS.
3. INSTALL (2) 24 INCH #5 DEFORMED REBAR AT THE CORNERS OF ALL INLETS.
4. CONTRACTOR TO REFER TO TOWN OF ADDISON DETAILS FOR JOINT LOCATION AND SPACING.

LEGEND

- //— TRANSVERSE EXPANSION JOINT (NO DOWEL BARS TO BE INSTALLED)
- LONGITUDINAL BUTT JOINT
- - - □ - - - TRANSVERSE EXPANSION JOINT AROUND INLET
- - - - - SAWED DUMMY JOINT



KHA PROJECT 067792503	DATE 2/21/2020	SCALE AS SHOWN	DESIGNED BY HCV	DRAWN BY EC	CHECKED BY HCV		<b>Kimley»Horn</b> © 2019 KIMLEY-HORN AND ASSOCIATES, INC. 1400 WOODLICK FOREST DRIVE, SUITE 225 ADDISON, TEXAS 75001 PHONE: 281-475-2816 TBP# FIRM REGISTRATION F-928 WWW.KIMLEY-HORN.COM	DATE	BY
								No.	REVISIONS

ADDISON GALAXY FBO  
15601 ADDISON RD.  
PREPARED FOR  
BLACK FOREST VENTURE

ADDISON DALLAS, TEXAS

SHEET NUMBER  
**C07.02**