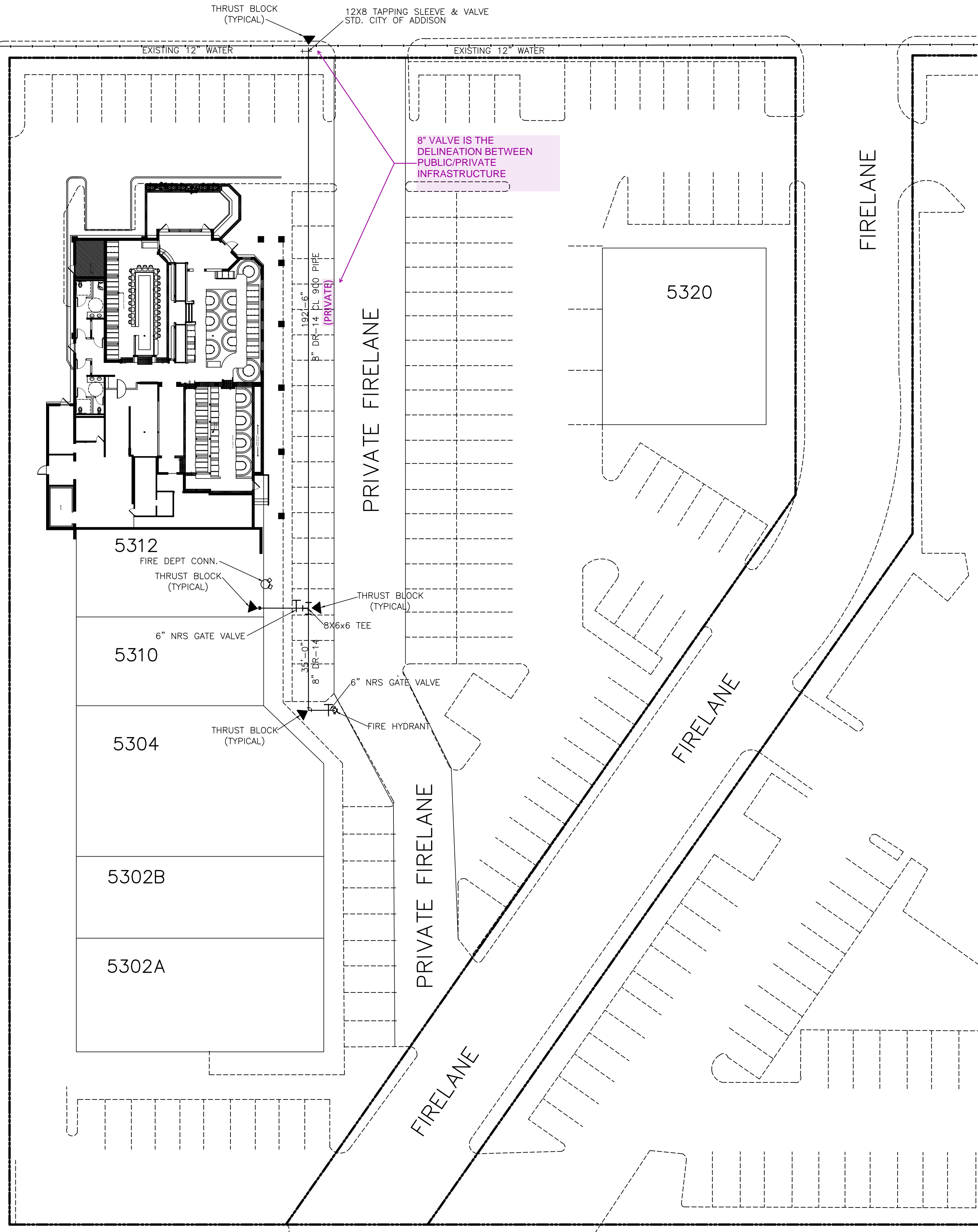


BELTLINE ROAD



GENERAL NOTE:

1. ALL WORK PERFORMED AND ALL MATERIALS INSTALLED SHALL BE IN ACCORDANCE WITH CITY OF ADDISON AND N.F.P.A. #24 CODES AND ORDINANCES.
2. ALL BENDS TO BE THRUST BLOCKED AND/OR RODDED PER N.F.P.A.#24.
3. THERE SHALL BE A MINIMUM COVER OF FORTY-TWO INCHES (42") OVER THE WATER PIPE AS MEASURED FROM THE TOP OF THE PIPE TO THE EXISTING GROUND, OR THE PROPOSED FINISHED GRADE, WHICHEVER IS GREATER.
4. Q.A.F.P. SCOPE OF WORK CONSIST OF 192' 8" FIRE LINE SERVICE, BACK FLOW INSIDE, NEW FIRE HYDRANT, PERMITTING AND HYDROSTATIC TESTING.

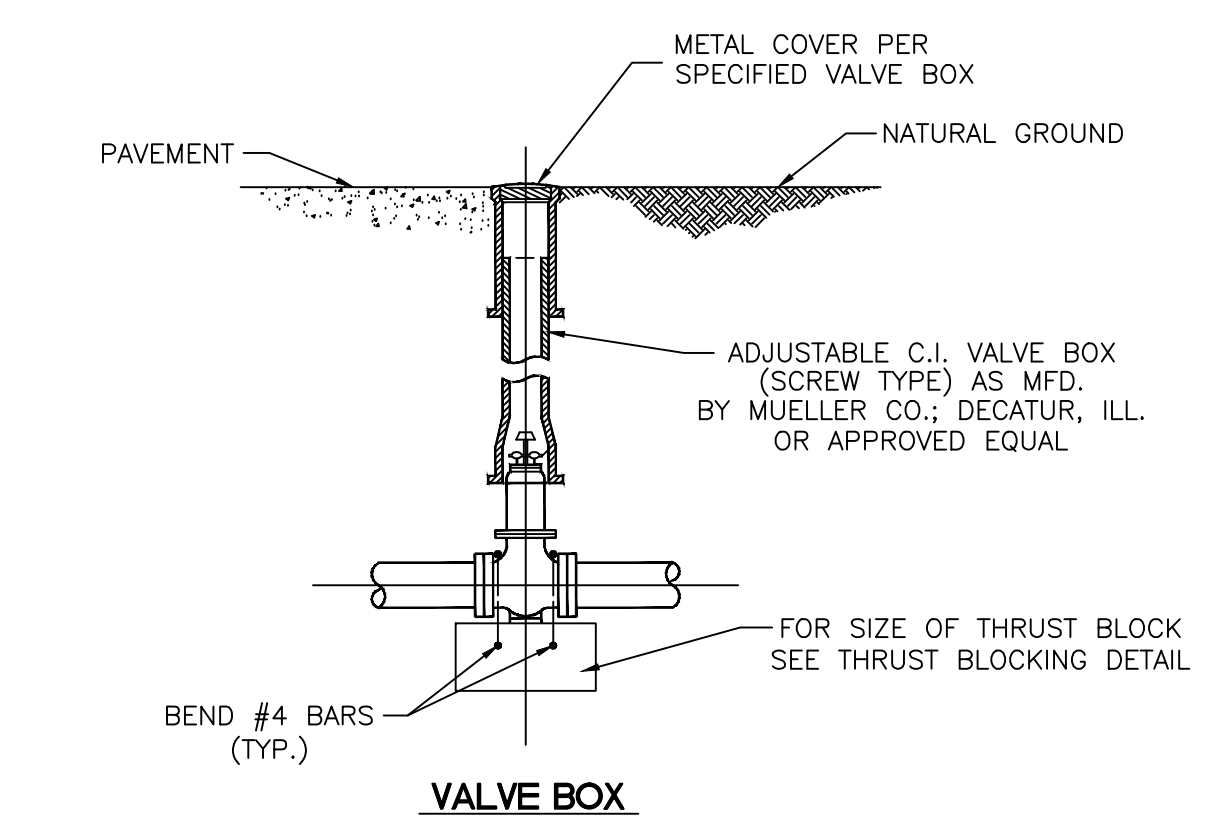
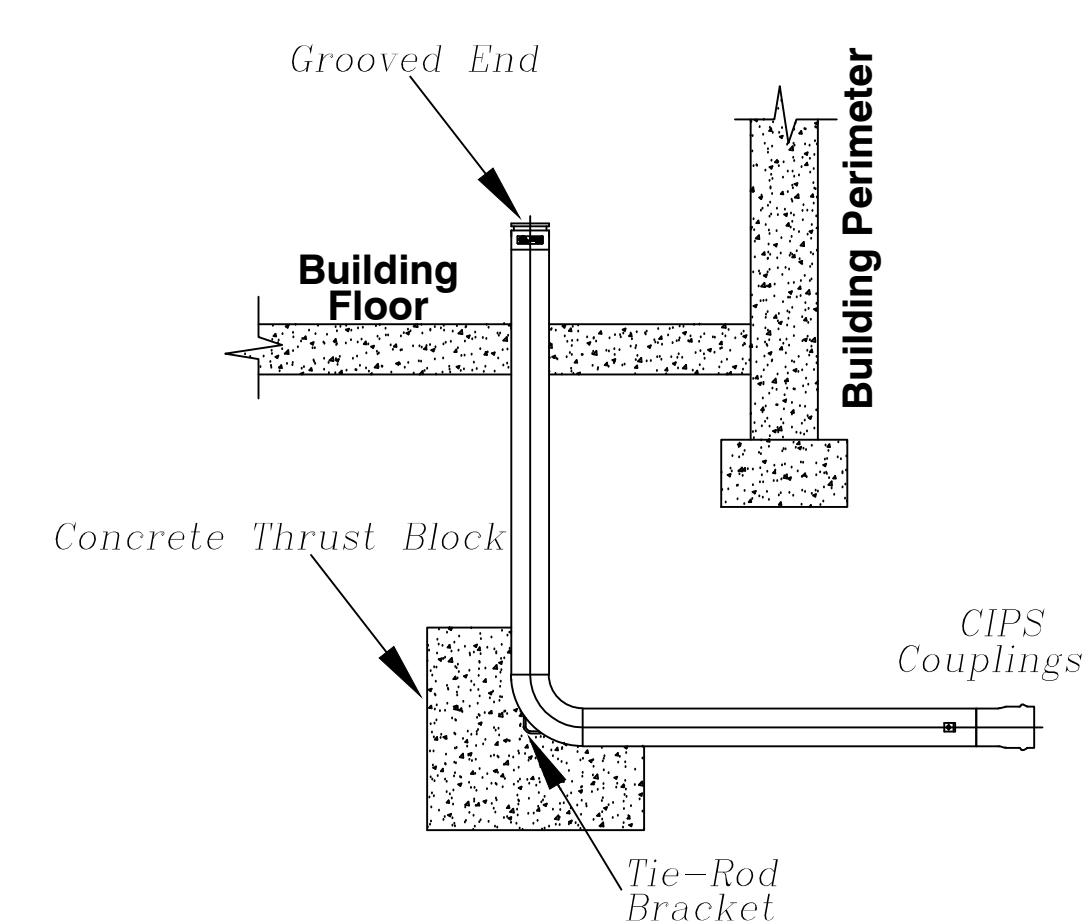
CONTRACT EXCLUSIONS

1. Electrical or alarm wiring.
2. Overtime work.
3. Bonds or bonding rate fees.
4. All design and submittals to be done by Q.A.F.P.
5. Landscape and/or sod replacement
6. Concrete or paving saw cut removal and/or replacement.
7. Density testing of backfill.
8. Compression strength testing of concrete.
9. Storm water pollution protection.
10. Removal of surplus excavation.

CONTRACT QUALIFICATIONS

1. Owner to provide material staging and storage area on site.
2. Owner to provide temporary power.
3. Owner to provide temporary lighting.
4. Owner to provide temporary fire protection if required.
5. Q.A.F.P. does not indemnify anyone against their own negligence.
6. Q.A.F.P. does not accept responsibility for structural integrity of the building or structure.
7. It is the responsibility of the Owner/General Contractor/Builder to make certain no asbestos is present in the area of work Urban Fire will be performing in. Should asbestos be discovered at the project site, it shall be the responsibility of others to make certain all asbestos is removed prior to Q.A.F.P. performing any or any additional work.
8. Adequate building heat to prevent system freezing shall be provided by others.
9. Shop drawing approval from the local Authority Having Jurisdiction (Fire Department) only.
10. Adequate water supply is assumed existing.
11. Back-Flow device meeting Town of Addison standards shall be installed inside on riser.
12. Annual Inspections agreement of any kind.

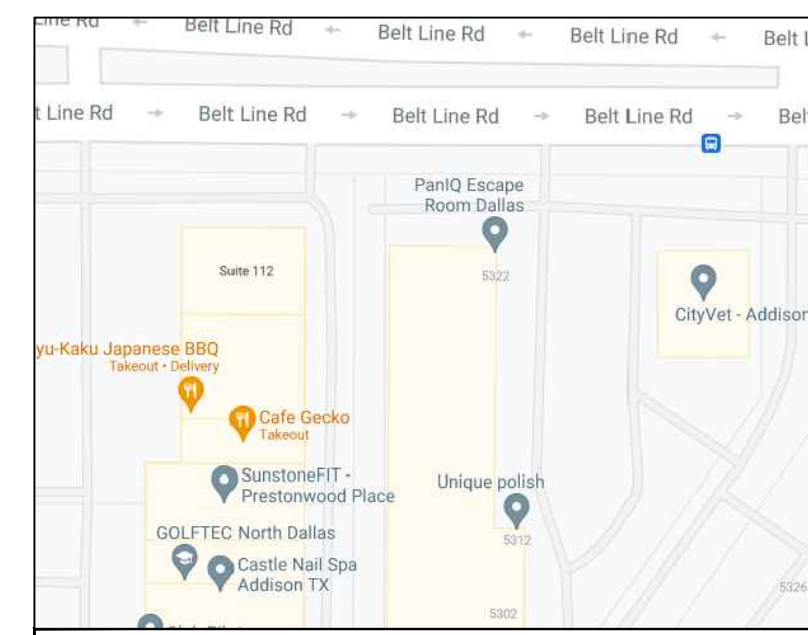
6" AMES In-Building Riser



<p>PLAN</p>	<p>SECTION X-X</p>	<table border="1"> <tr><th>SIZE</th><th>QTY</th><th>DESCRIPTION</th></tr> <tr><td>12"</td><td>1</td><td>THRUST BLOCK</td></tr> <tr><td>8"</td><td>1</td><td>THRUST BLOCK</td></tr> </table>	SIZE	QTY	DESCRIPTION	12"	1	THRUST BLOCK	8"	1	THRUST BLOCK	<p>PLAN OF TEE THRUST BLOCK</p>									
SIZE	QTY	DESCRIPTION																			
12"	1	THRUST BLOCK																			
8"	1	THRUST BLOCK																			
<p>TYPICAL FIRE HYDRANT INSTALLATION</p>	<p>P.V.C. WATER MAIN EMBEDMENT</p>	<table border="1"> <tr><th>SIZE</th><th>QTY</th><th>DESCRIPTION</th></tr> <tr><td>12"</td><td>1</td><td>THRUST BLOCK</td></tr> <tr><td>8"</td><td>1</td><td>THRUST BLOCK</td></tr> </table>	SIZE	QTY	DESCRIPTION	12"	1	THRUST BLOCK	8"	1	THRUST BLOCK	<table border="1"> <tr><th>SIZE</th><th>QTY</th><th>DESCRIPTION</th></tr> <tr><td>12"</td><td>1</td><td>THRUST BLOCK</td></tr> <tr><td>8"</td><td>1</td><td>THRUST BLOCK</td></tr> </table>	SIZE	QTY	DESCRIPTION	12"	1	THRUST BLOCK	8"	1	THRUST BLOCK
SIZE	QTY	DESCRIPTION																			
12"	1	THRUST BLOCK																			
8"	1	THRUST BLOCK																			
SIZE	QTY	DESCRIPTION																			
12"	1	THRUST BLOCK																			
8"	1	THRUST BLOCK																			

Town of Addison Engineering Review
Conditional Civil Approval
 Reviewed by: **Jenny Prazak, P.E.**
 Date: **09/30/2021**
 Cobb, Fendley & Associates, Inc.

1. If applicable (public infrastructure only - PROWAG review), a TDLR plan review & approval report from a licensed RAS must be submitted prior to receiving full civil construction plan approval.
2. The responsibility for the accuracy, completeness, and safety of these plans lies solely with the engineer preparing and sealing the plans. By approving the plans, neither the review engineer nor CobbFendley assumes any liability.



SITE PLAN

1 SITE PLAN
 1"=20'

PROJECT: **RESTAURANT RETRO FIT**
 5318 BELTLINE ROAD
 ADDISON, TEXAS 75001

<table border="1"> <tr><th>NO.</th><th>DATE</th><th>REVISIONS DESCRIPTION</th><th>BY</th></tr> <tr><td> </td><td> </td><td> </td><td> </td></tr> </table>	NO.	DATE	REVISIONS DESCRIPTION	BY					<table border="1"> <tr><th>SYMBOLS</th></tr> <tr><td>○ (1-0) HANGER NUMBER & ROD LENGTH</td></tr> <tr><td>○ (1-0) BRANCH LINE NUMBER</td></tr> <tr><td>○ (1-0) PIECE MARK</td></tr> <tr><td>○ (1-0) OF PIPE ABOVE FINISH FLOOR</td></tr> <tr><td>○ (1-0) OF PIPE BELOW</td></tr> <tr><td>○ (1-0) ROOF ELEVATION</td></tr> <tr><td>○ (1-0) CEILING HEIGHT</td></tr> <tr><td>○ (1-0) WET SYSTEM RISER</td></tr> <tr><td>○ (1-0) DRY SYSTEM RISER</td></tr> <tr><td>○ (1-0) PRE-ACTION RISER</td></tr> </table>	SYMBOLS	○ (1-0) HANGER NUMBER & ROD LENGTH	○ (1-0) BRANCH LINE NUMBER	○ (1-0) PIECE MARK	○ (1-0) OF PIPE ABOVE FINISH FLOOR	○ (1-0) OF PIPE BELOW	○ (1-0) ROOF ELEVATION	○ (1-0) CEILING HEIGHT	○ (1-0) WET SYSTEM RISER	○ (1-0) DRY SYSTEM RISER	○ (1-0) PRE-ACTION RISER	<table border="1"> <tr><th>ABBREVIATIONS</th></tr> <tr><td>TOS TOP OF STEEL</td></tr> <tr><td>NTS NOT TO SCALE</td></tr> <tr><td>NIC NOT IN CONTRACT</td></tr> <tr><td>UNO UNLESS NOTED OTHERWISE</td></tr> <tr><td>PRV PRESSURE RED. VALVE</td></tr> <tr><td>FRV FIRE HOSE VALVE</td></tr> <tr><td>BFP BACK FLOW PREVENTOR</td></tr> <tr><td>AHJ AUTHORITY HAVING JURIS.</td></tr> <tr><td>TOR TOP OF RISER</td></tr> <tr><td>BOR BASE OF RISER</td></tr> <tr><td>WGN WELD GROOVED NIPPLE</td></tr> <tr><td>POL PRE-OILET</td></tr> <tr><td>GRC GROOVED REDUCING CPLG</td></tr> </table>	ABBREVIATIONS	TOS TOP OF STEEL	NTS NOT TO SCALE	NIC NOT IN CONTRACT	UNO UNLESS NOTED OTHERWISE	PRV PRESSURE RED. VALVE	FRV FIRE HOSE VALVE	BFP BACK FLOW PREVENTOR	AHJ AUTHORITY HAVING JURIS.	TOR TOP OF RISER	BOR BASE OF RISER	WGN WELD GROOVED NIPPLE	POL PRE-OILET	GRC GROOVED REDUCING CPLG	<table border="1"> <tr><th>FLOW TEST INFORMATION</th></tr> <tr><td>MAKE SYMBOL SIZE SIN STYLE FINISH TEMP K-FACTOR TOTAL</td></tr> <tr><td>FLOW TEST DATE 7-6-21</td></tr> <tr><td>STATIC PRESSURE 62PSI</td></tr> <tr><td>RESIDUAL PRESSURE 58PSI</td></tr> <tr><td>RESIDUAL FLOW N/A</td></tr> <tr><td>FLOWING GPM 1278GPM</td></tr> <tr><td>OUTLETS FLOWED I</td></tr> <tr><td>TEST ELEVATION 2'-0</td></tr> </table>	FLOW TEST INFORMATION	MAKE SYMBOL SIZE SIN STYLE FINISH TEMP K-FACTOR TOTAL	FLOW TEST DATE 7-6-21	STATIC PRESSURE 62PSI	RESIDUAL PRESSURE 58PSI	RESIDUAL FLOW N/A	FLOWING GPM 1278GPM	OUTLETS FLOWED I	TEST ELEVATION 2'-0	<table border="1"> <tr><th>BUILDING CONSTRUCTION TYPE:</th></tr> <tr><td>STRUCTURE TO CONSIST OF NON-COMBUSTIBLE STEEL JOIST AND BEAMS</td></tr> <tr><td>AREA OF BUILDING PROTECTION = 6,750 SQ.FT.</td></tr> </table>	BUILDING CONSTRUCTION TYPE:	STRUCTURE TO CONSIST OF NON-COMBUSTIBLE STEEL JOIST AND BEAMS	AREA OF BUILDING PROTECTION = 6,750 SQ.FT.	<table border="1"> <tr><th>REVISIONS</th></tr> <tr><td> </td></tr> </table>	REVISIONS		<table border="1"> <tr><th>PERMIT NO:</th></tr> <tr><td>21-0125</td></tr> <tr><th>CONTRACT NO:</th></tr> <tr><td>CITY OF ADDISON</td></tr> <tr><th>DESIGNED BY:</th></tr> <tr><td>D.T.R.</td></tr> <tr><th>CHECKED BY:</th></tr> <tr><td>JWW</td></tr> <tr><th>SCALE:</th></tr> <tr><td>1"=20'</td></tr> <tr><th>DATE:</th></tr> <tr><td>9-8-21</td></tr> <tr><th>SHEET</th></tr> <tr><td>1 OF 2</td></tr> </table>	PERMIT NO:	21-0125	CONTRACT NO:	CITY OF ADDISON	DESIGNED BY:	D.T.R.	CHECKED BY:	JWW	SCALE:	1"=20'	DATE:	9-8-21	SHEET	1 OF 2
NO.	DATE	REVISIONS DESCRIPTION	BY																																																																
SYMBOLS																																																																			
○ (1-0) HANGER NUMBER & ROD LENGTH																																																																			
○ (1-0) BRANCH LINE NUMBER																																																																			
○ (1-0) PIECE MARK																																																																			
○ (1-0) OF PIPE ABOVE FINISH FLOOR																																																																			
○ (1-0) OF PIPE BELOW																																																																			
○ (1-0) ROOF ELEVATION																																																																			
○ (1-0) CEILING HEIGHT																																																																			
○ (1-0) WET SYSTEM RISER																																																																			
○ (1-0) DRY SYSTEM RISER																																																																			
○ (1-0) PRE-ACTION RISER																																																																			
ABBREVIATIONS																																																																			
TOS TOP OF STEEL																																																																			
NTS NOT TO SCALE																																																																			
NIC NOT IN CONTRACT																																																																			
UNO UNLESS NOTED OTHERWISE																																																																			
PRV PRESSURE RED. VALVE																																																																			
FRV FIRE HOSE VALVE																																																																			
BFP BACK FLOW PREVENTOR																																																																			
AHJ AUTHORITY HAVING JURIS.																																																																			
TOR TOP OF RISER																																																																			
BOR BASE OF RISER																																																																			
WGN WELD GROOVED NIPPLE																																																																			
POL PRE-OILET																																																																			
GRC GROOVED REDUCING CPLG																																																																			
FLOW TEST INFORMATION																																																																			
MAKE SYMBOL SIZE SIN STYLE FINISH TEMP K-FACTOR TOTAL																																																																			
FLOW TEST DATE 7-6-21																																																																			
STATIC PRESSURE 62PSI																																																																			
RESIDUAL PRESSURE 58PSI																																																																			
RESIDUAL FLOW N/A																																																																			
FLOWING GPM 1278GPM																																																																			
OUTLETS FLOWED I																																																																			
TEST ELEVATION 2'-0																																																																			
BUILDING CONSTRUCTION TYPE:																																																																			
STRUCTURE TO CONSIST OF NON-COMBUSTIBLE STEEL JOIST AND BEAMS																																																																			
AREA OF BUILDING PROTECTION = 6,750 SQ.FT.																																																																			
REVISIONS																																																																			
PERMIT NO:																																																																			
21-0125																																																																			
CONTRACT NO:																																																																			
CITY OF ADDISON																																																																			
DESIGNED BY:																																																																			
D.T.R.																																																																			
CHECKED BY:																																																																			
JWW																																																																			
SCALE:																																																																			
1"=20'																																																																			
DATE:																																																																			
9-8-21																																																																			
SHEET																																																																			
1 OF 2																																																																			